

Produkt:

11180000

Partnerschaften

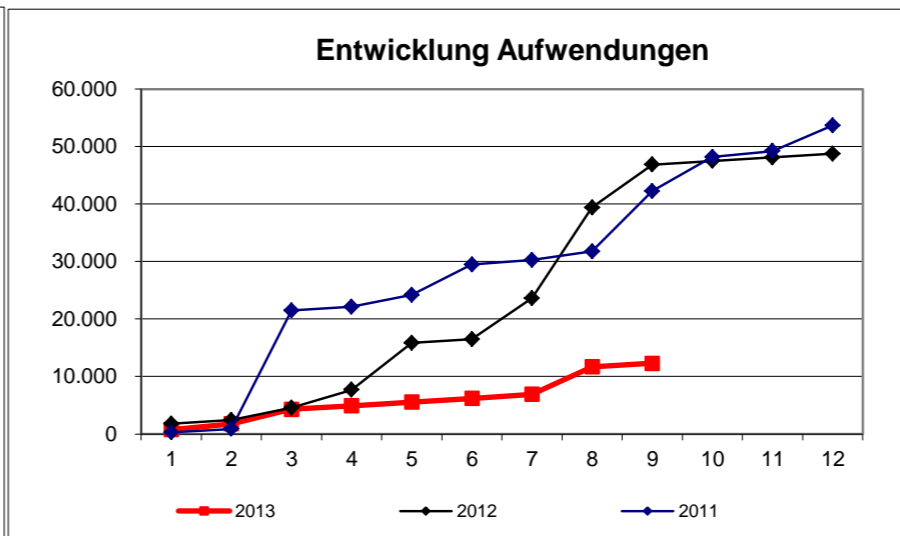
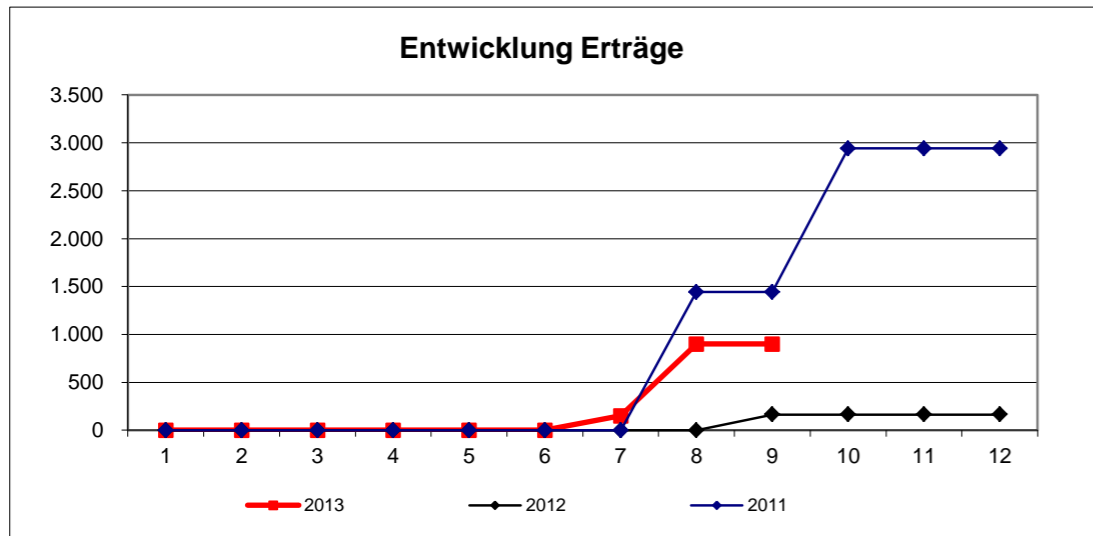
Stand Ende:

September 2013

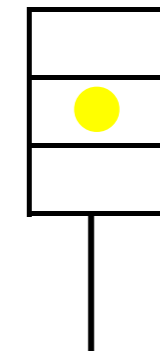
Verantwortlich: Herr Pape

| Erträge                     |          |          |          |          |          |          |          |            |            |           |         |          |          |            |              |
|-----------------------------|----------|----------|----------|----------|----------|----------|----------|------------|------------|-----------|---------|----------|----------|------------|--------------|
|                             | Plan     | Januar   | Februar  | März     | April    | Mai      | Juni     | Juli       | August     | September | Oktober | November | Dezember | Ergebnis   | Prognose     |
| <b>2013</b>                 | <b>0</b> | <b>0</b> | <b>0</b> | <b>0</b> | <b>0</b> | <b>0</b> | <b>0</b> | <b>150</b> | <b>750</b> | <b>0</b>  |         |          |          | <b>900</b> | <b>1.000</b> |
| ordentlich (KGr.30-37)      | 0        | 0        | 0        | 0        | 0        | 0        | 0        | 150        | 750        | 0         |         |          |          | 900        | 1.000        |
| außerordentlich (KGr.50-59) | 0        | 0        | 0        | 0        | 0        | 0        | 0        | 0          | 0          | 0         |         |          |          | 0          | 0            |
| ILV-Erträge (KGr.38)        | 0        | 0        | 0        | 0        | 0        | 0        | 0        | 0          | 0          | 0         |         |          |          | 0          | 0            |
| 2012                        | 0        | 0        | 0        | 0        | 0        | 0        | 0        | 0          | 0          | 164       | 0       | 0        | 0        | 164        |              |
| 2011                        | 0        | 0        | 0        | 0        | 0        | 0        | 0        | 0          | 1.441      | 0         | 1.500   | 0        | 0        | 2.941      |              |

| Aufwendungen                       |               |            |              |              |            |            |            |            |              |            |         |          |          |               |               |
|------------------------------------|---------------|------------|--------------|--------------|------------|------------|------------|------------|--------------|------------|---------|----------|----------|---------------|---------------|
|                                    | Plan          | Januar     | Februar      | März         | April      | Mai        | Juni       | Juli       | August       | September  | Oktober | November | Dezember | Ergebnis      | Prognose      |
| <b>2013</b>                        | <b>41.900</b> | <b>751</b> | <b>1.012</b> | <b>2.525</b> | <b>636</b> | <b>623</b> | <b>623</b> | <b>738</b> | <b>4.755</b> | <b>639</b> |         |          |          | <b>12.302</b> | <b>41.000</b> |
| Personal (KGr.40-41)               | 11.900        | 623        | 623          | 623          | 623        | 623        | 623        | 738        | 639          | 639        |         |          |          | 5.754         | 11.000        |
| Sachaufwand (KGr.42)               | 30.000        | 0          | 389          | 1.902        | 13         | 0          | 0          | 0          | 4.116        | 0          |         |          |          | 6.420         | 30.000        |
| Transferaufwand (KGr.43)           | 0             | 0          | 0            | 0            | 0          | 0          | 0          | 0          | 0            | 0          |         |          |          | 0             | 0             |
| sonstige (KGr.44)                  | 0             | 128        | 0            | 0            | 0          | 0          | 0          | 0          | 0            | 0          |         |          |          | 128           | 0             |
| Abschreibungen, Zinsen (KGr.45-47) | 0             | 0          | 0            | 0            | 0          | 0          | 0          | 0          | 0            | 0          |         |          |          | 0             | 0             |
| ILV-Aufwand (KGr.48)               | 0             | 0          | 0            | 0            | 0          | 0          | 0          | 0          | 0            | 0          |         |          |          | 0             | 0             |
| außerordentlich (KGr.50-59)        | 0             | 0          | 0            | 0            | 0          | 0          | 0          | 0          | 0            | 0          |         |          |          | 0             | 0             |
| 2012                               | 57.200        | 1.804      | 638          | 2.100        | 3.134      | 8.152      | 643        | 7.157      | 15.773       | 7.470      | 623     | 623      | 623      | 48.741        |               |
| 2011                               | 56.600        | 280        | 614          | 20.614       | 641        | 2.032      | 5.288      | 775        | 1.539        | 10.478     | 5.933   | 1.008    | 4.491    | 53.694        |               |



Prognose  
Produktbudget:



-41.900  
-40.000  
-1.900

| Leistungsumfang:                 |         |      |                             |          |
|----------------------------------|---------|------|-----------------------------|----------|
| Leistung                         |         | Plan | Stand Berichtsmonat lt. KLR | Prognose |
| Delegationsbesuche Heinola       | Besuche | 1    | 1                           | 1        |
| Delegationsbesuche Oppeln        | Besuche | 1    |                             |          |
| Partnerschaftstreffen Falkenberg | Besuche | 2    |                             |          |
| Partnerschaft Nanchang           | Besuche | 1    |                             | 1        |

Erläuterung/Prognose:

Produkt:

21201000

Schulverwaltung Hauptschulen allgemein

Stand Ende:

September 2013

Verantwortlich: Herr Göldner

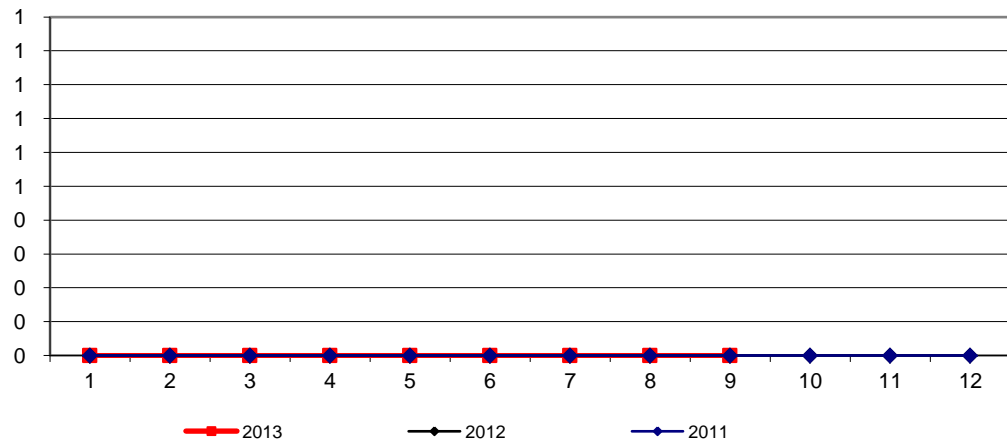
**Erträge**

|                             | Plan     | Januar   | Februar  | März     | April    | Mai      | Juni     | Juli     | August   | September | Oktober | November | Dezember | Ergebnis | Prognose |
|-----------------------------|----------|----------|----------|----------|----------|----------|----------|----------|----------|-----------|---------|----------|----------|----------|----------|
| <b>2013</b>                 | <b>0</b> | <b>0</b> | <b>0</b> | <b>0</b> | <b>0</b> | <b>0</b> | <b>0</b> | <b>0</b> | <b>0</b> | <b>0</b>  |         |          |          | <b>0</b> | <b>0</b> |
| ordentlich (KGr.30-37)      | 0        | 0        | 0        | 0        | 0        | 0        | 0        | 0        | 0        | 0         |         |          |          | 0        | 0        |
| außerordentlich (KGr.50-59) | 0        | 0        | 0        | 0        | 0        | 0        | 0        | 0        | 0        | 0         |         |          |          | 0        | 0        |
| ILV-Erträge (KGr.38)        | 0        | 0        | 0        | 0        | 0        | 0        | 0        | 0        | 0        | 0         |         |          |          | 0        | 0        |
| 2012                        | 0        | 0        | 0        | 0        | 0        | 0        | 0        | 0        | 0        | 0         | 0       | 0        | 0        | 0        | 0        |
| 2011                        | 0        | 0        | 0        | 0        | 0        | 0        | 0        | 0        | 0        | 0         | 0       | 0        | 0        | 0        | 0        |

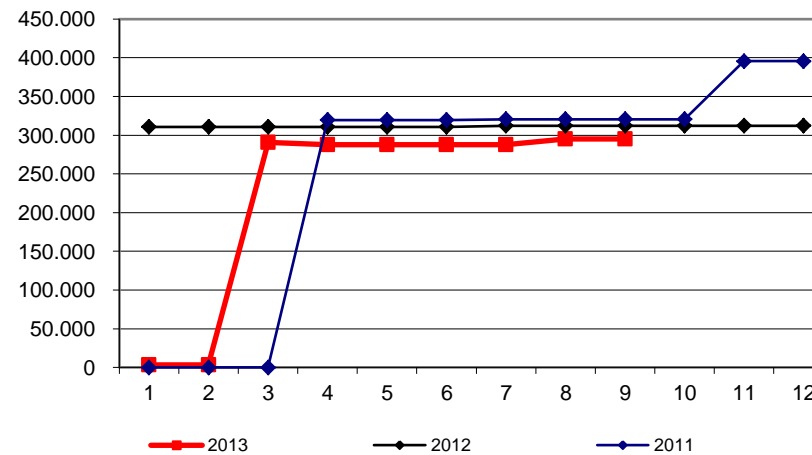
**Aufwendungen**

|                                    | Plan           | Januar       | Februar  | März           | April         | Mai      | Juni     | Juli     | August       | September | Oktober | November | Dezember | Ergebnis       | Prognose       |
|------------------------------------|----------------|--------------|----------|----------------|---------------|----------|----------|----------|--------------|-----------|---------|----------|----------|----------------|----------------|
| <b>2013</b>                        | <b>270.700</b> | <b>3.104</b> | <b>0</b> | <b>287.800</b> | <b>-3.104</b> | <b>0</b> | <b>0</b> | <b>0</b> | <b>7.500</b> | <b>0</b>  |         |          |          | <b>295.300</b> | <b>296.000</b> |
| Personal (KGr.40-41)               | 0              | 0            | 0        | 0              | 0             | 0        | 0        | 0        | 0            | 0         |         |          |          | 0              | 0              |
| Sachaufwand (KGr.42)               | 0              | 0            | 0        | 0              | 0             | 0        | 0        | 0        | 7.500        | 0         |         |          |          | 7.500          | 7.000          |
| Transferaufwand (KGr.43)           | 0              | 0            | 0        | 0              | 0             | 0        | 0        | 0        | 0            | 0         |         |          |          | 0              | 0              |
| sonstige (KGr.44)                  | 270.700        | 0            | 0        | 287.800        | 0             | 0        | 0        | 0        | 0            | 0         |         |          |          | 287.800        | 289.000        |
| Abschreibungen, Zinsen (KGr.45-47) | 0              | 0            | 0        | 0              | 0             | 0        | 0        | 0        | 0            | 0         |         |          |          | 0              | 0              |
| ILV-Aufwand (KGr.48)               | 0              | 0            | 0        | 0              | 0             | 0        | 0        | 0        | 0            | 0         |         |          |          | 0              | 0              |
| außerordentlich (KGr.50-59)        | 0              | 3.104        | 0        | 0              | -3.104        | 0        | 0        | 0        | 0            | 0         |         |          |          | 0              | 0              |
| 2012                               | 270.700        | 310.800      | 0        | 0              | 0             | 0        | 0        | 1.480    | 0            | 0         | 0       | 0        | 0        | 312.280        |                |
| 2011                               | 490.700        | 0            | 0        | 0              | 319.728       | 0        | 0        | 740      | 0            | 0         | 0       | 75.172   | 0        | 395.640        |                |

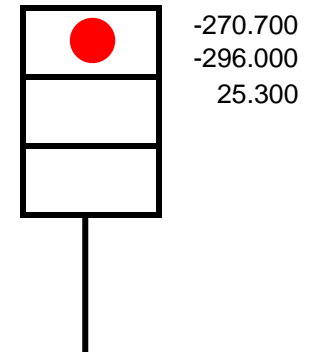
Entwicklung Erträge



Entwicklung Aufwendungen



Prognose  
Produktbudget:



Leistungsumfang:

Produkt:

21201100

Schulverwaltung Hauptschule Edemissen

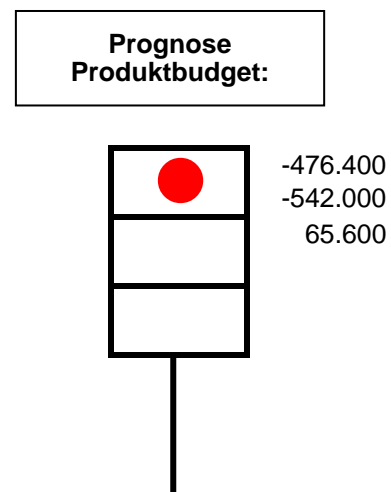
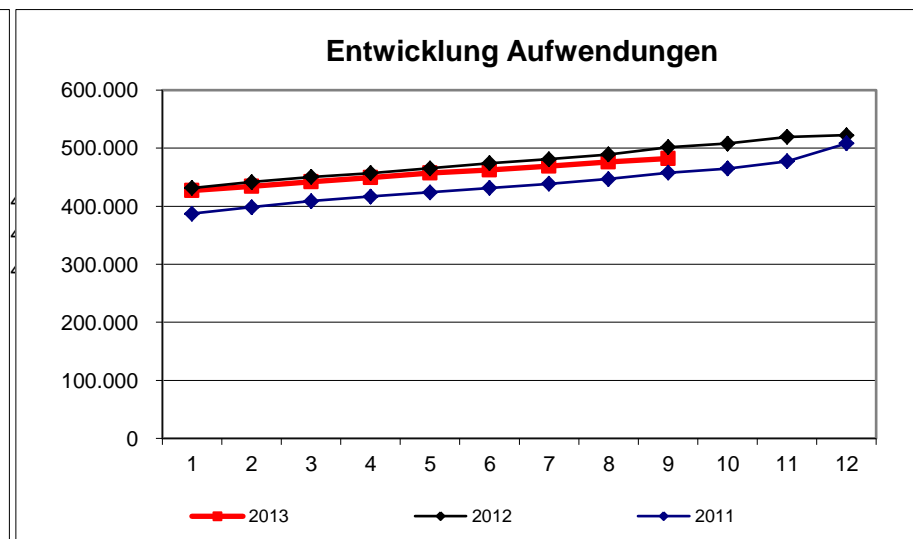
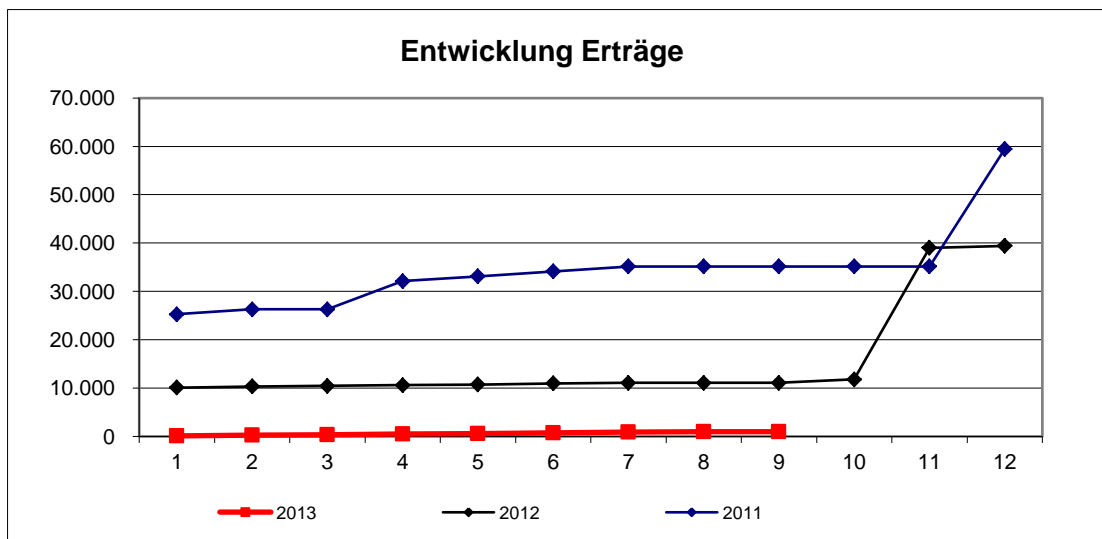
Stand Ende:

September 2013

Verantwortlich: Herr Göldner

| Erträge                     |               |            |            |            |            |            |            |            |            |           |         |          |          |               |               |
|-----------------------------|---------------|------------|------------|------------|------------|------------|------------|------------|------------|-----------|---------|----------|----------|---------------|---------------|
|                             | Plan          | Januar     | Februar    | März       | April      | Mai        | Juni       | Juli       | August     | September | Oktober | November | Dezember | Ergebnis      | Prognose      |
| <b>2013</b>                 | <b>40.400</b> | <b>125</b> | <b>125</b> | <b>125</b> | <b>125</b> | <b>125</b> | <b>125</b> | <b>125</b> | <b>125</b> | <b>0</b>  |         |          |          | <b>1.000</b>  | <b>41.000</b> |
| ordentlich (KGr.30-37)      | 40.200        | 125        | 125        | 125        | 125        | 125        | 125        | 125        | 125        | 0         |         |          |          | 1.000         | 41.000        |
| außerordentlich (KGr.50-59) | 0             | 0          | 0          | 0          | 0          | 0          | 0          | 0          | 0          | 0         |         |          |          | 0             | 0             |
| ILV-Erträge (KGr.38)        | 200           | 0          | 0          | 0          | 0          | 0          | 0          | 0          | 0          | 0         |         |          |          | 0             | 0             |
| 2012                        | 40.400        | 10.108     | 250        | 125        | 125        | 125        | 250        | 125        | 0          | 0         | 713     | 27.210   | 406      | <b>39.436</b> |               |
| 2011                        | 50.500        | 25.274     | 1.016      | 0          | 5.826      | 1.016      | 1.016      | 1.016      | 0          | 0         | 0       | 0        | 24.279   | <b>59.444</b> |               |

| Aufwendungen                       |                |                |              |              |              |              |              |              |              |              |         |          |          |                |                |
|------------------------------------|----------------|----------------|--------------|--------------|--------------|--------------|--------------|--------------|--------------|--------------|---------|----------|----------|----------------|----------------|
|                                    | Plan           | Januar         | Februar      | März         | April        | Mai          | Juni         | Juli         | August       | September    | Oktober | November | Dezember | Ergebnis       | Prognose       |
| <b>2013</b>                        | <b>516.800</b> | <b>426.780</b> | <b>7.509</b> | <b>7.907</b> | <b>7.154</b> | <b>7.585</b> | <b>5.591</b> | <b>6.636</b> | <b>6.829</b> | <b>5.835</b> |         |          |          | <b>481.827</b> | <b>583.000</b> |
| Personal (KGr.40-41)               | 73.600         | 5.243          | 5.243        | 5.243        | 5.243        | 5.243        | 5.070        | 5.069        | 5.030        | 5.687        |         |          |          | 47.073         | 69.000         |
| Sachaufwand (KGr.42)               | 36.100         | 5.990          | 1.524        | 576          | 1.355        | 1.852        | 33           | 450          | 1.215        | 0            |         |          |          | 12.996         | 36.000         |
| Transferaufwand (KGr.43)           | 43.300         | 0              | 0            | 0            | 0            | 0            | 0            | 0            | 0            | 0            |         |          |          | 0              | 43.000         |
| sonstige (KGr.44)                  | 4.300          | 847            | 742          | 2.089        | 555          | 490          | 487          | 1.117        | 584          | 148          |         |          |          | 7.059          | 9.000          |
| Abschreibungen, Zinsen (KGr.45-47) | 9.300          | 0              | 0            | 0            | 0            | 0            | 0            | 0            | 0            | 0            |         |          |          | 0              | 11.000         |
| ILV-Aufwand (KGr.48)               | 350.200        | 414.700        | 0            | 0            | 0            | 0            | 0            | 0            | 0            | 0            |         |          |          | 414.700        | 415.000        |
| außerordentlich (KGr.50-59)        | 0              | 0              | 0            | 0            | 0            | 0            | 0            | 0            | 0            | 0            |         |          |          | 0              | 0              |
| 2012                               | 463.800        | 431.338        | 10.310       | 8.597        | 6.684        | 8.273        | 8.799        | 6.906        | 8.431        | 12.138       | 6.373   | 11.311   | 3.097    | <b>522.259</b> |                |
| 2011                               | 509.400        | 387.139        | 11.113       | 10.578       | 7.868        | 7.226        | 7.451        | 7.120        | 8.370        | 10.686       | 7.134   | 12.688   | 30.738   | <b>508.111</b> |                |



**Leistungsumfang:**

Produkt:

21201200

Schulverwaltung Hauptschule Hohenhameln

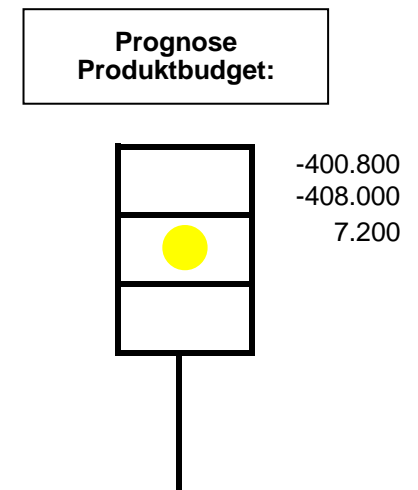
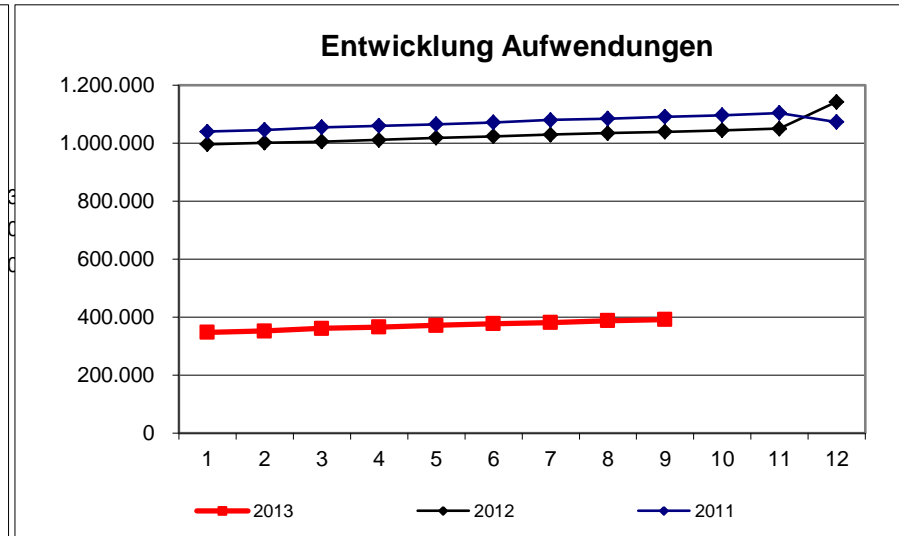
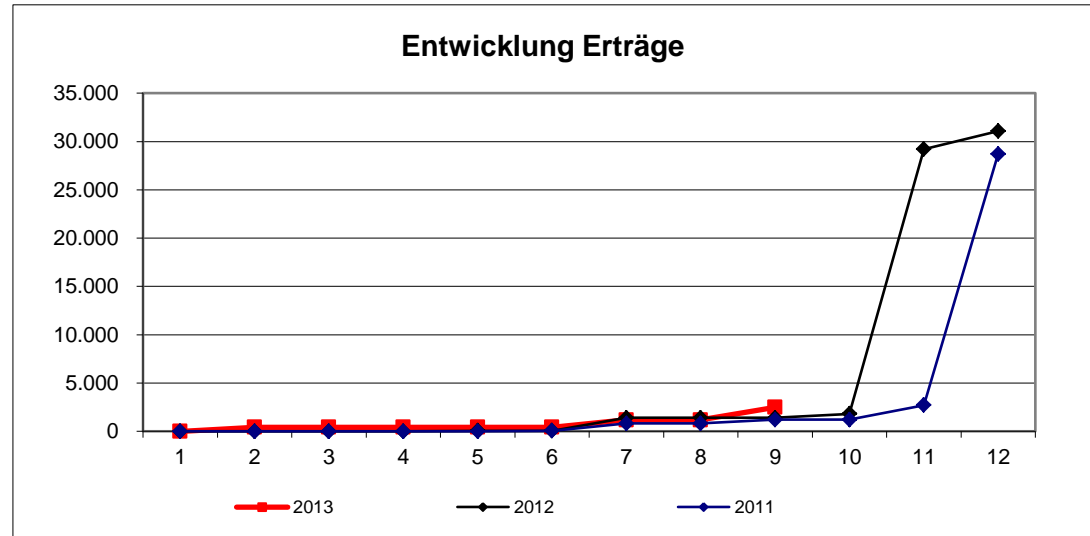
Stand Ende:

September 2013

Verantwortlich: Herr Göldner

| Erträge                     |               |          |            |          |          |          |          |            |          |              |         |          |          |              |               |
|-----------------------------|---------------|----------|------------|----------|----------|----------|----------|------------|----------|--------------|---------|----------|----------|--------------|---------------|
|                             | Plan          | Januar   | Februar    | März     | April    | Mai      | Juni     | Juli       | August   | September    | Oktober | November | Dezember | Ergebnis     | Prognose      |
| <b>2013</b>                 | <b>26.000</b> | <b>0</b> | <b>413</b> | <b>0</b> | <b>0</b> | <b>0</b> | <b>0</b> | <b>768</b> | <b>0</b> | <b>1.320</b> |         |          |          | <b>2.501</b> | <b>29.000</b> |
| ordentlich (KGr.30-37)      | 26.000        | 0        | 413        | 0        | 0        | 0        | 0        | 768        | 0        | 1.320        |         |          |          | 2.501        | 29.000        |
| außerordentlich (KGr.50-59) | 0             | 0        | 0          | 0        | 0        | 0        | 0        | 0          | 0        | 0            |         |          |          | 0            | 0             |
| ILV-Erträge (KGr.38)        | 0             | 0        | 0          | 0        | 0        | 0        | 0        | 0          | 0        | 0            |         |          |          | 0            | 0             |
| 2012                        | 26.000        | 0        | 0          | 0        | 0        | 66       | 0        | 1.344      | 0        | 0            | 404     | 27.406   | 1.872    | 31.092       |               |
| 2011                        | 26.000        | 0        | 0          | 0        | 0        | 0        | 60       | 768        | 0        | 384          | 0       | 1.500    | 26.000   | 28.712       |               |

| Aufwendungen                       |                |                |              |              |              |              |              |              |              |              |         |          |          |                |                |
|------------------------------------|----------------|----------------|--------------|--------------|--------------|--------------|--------------|--------------|--------------|--------------|---------|----------|----------|----------------|----------------|
|                                    | Plan           | Januar         | Februar      | März         | April        | Mai          | Juni         | Juli         | August       | September    | Oktober | November | Dezember | Ergebnis       | Prognose       |
| <b>2013</b>                        | <b>426.800</b> | <b>347.410</b> | <b>4.919</b> | <b>9.167</b> | <b>4.816</b> | <b>5.514</b> | <b>5.703</b> | <b>4.217</b> | <b>6.323</b> | <b>4.271</b> |         |          |          | <b>392.339</b> | <b>437.000</b> |
| Personal (KGr.40-41)               | 47.700         | 2.294          | 3.673        | 3.673        | 3.673        | 3.673        | 3.673        | 3.700        | 4.014        | 4.075        |         |          |          | 32.446         | 50.000         |
| Sachaufwand (KGr.42)               | 26.800         | 3.555          | 947          | 284          | 765          | 1.571        | 1.700        | 299          | 2.082        | 139          |         |          |          | 11.340         | 27.000         |
| Transferaufwand (KGr.43)           | 0              | 0              | 0            | 0            | 0            | 0            | 0            | 0            | 0            | 0            |         |          |          | 0              | 0              |
| sonstige (KGr.44)                  | 4.400          | 2.161          | 299          | 5.211        | 311          | 270          | 330          | 218          | 227          | 57           |         |          |          | 9.085          | 10.000         |
| Abschreibungen, Zinsen (KGr.45-47) | 8.500          | 0              | 0            | 0            | 0            | 0            | 0            | 0            | 0            | 0            |         |          |          | 0              | 11.000         |
| ILV-Aufwand (KGr.48)               | 339.400        | 339.400        | 0            | 0            | 0            | 0            | 0            | 0            | 0            | 0            |         |          |          | 339.400        | 339.000        |
| außerordentlich (KGr.50-59)        | 0              | 0              | 0            | 0            | 67           | 0            | 0            | 0            | 0            | 0            |         |          |          | 67             | 0              |
| 2012                               | 423.200        | 996.422        | 5.209        | 4.390        | 5.547        | 7.401        | 5.372        | 5.541        | 4.977        | 4.748        | 4.781   | 6.476    | 91.917   | 1.142.783      |                |
| 2011                               | 1.093.100      | 1.040.229      | 5.868        | 8.928        | 5.356        | 5.059        | 6.210        | 8.789        | 4.614        | 6.117        | 5.314   | 8.172    | -31.495  | 1.073.159      |                |



Leistungsumfang:

Produkt:

21201300

Schulverwaltung Hauptschule Lengede

Verantwortlich: Herr Göldner

Stand Ende:

September 2013

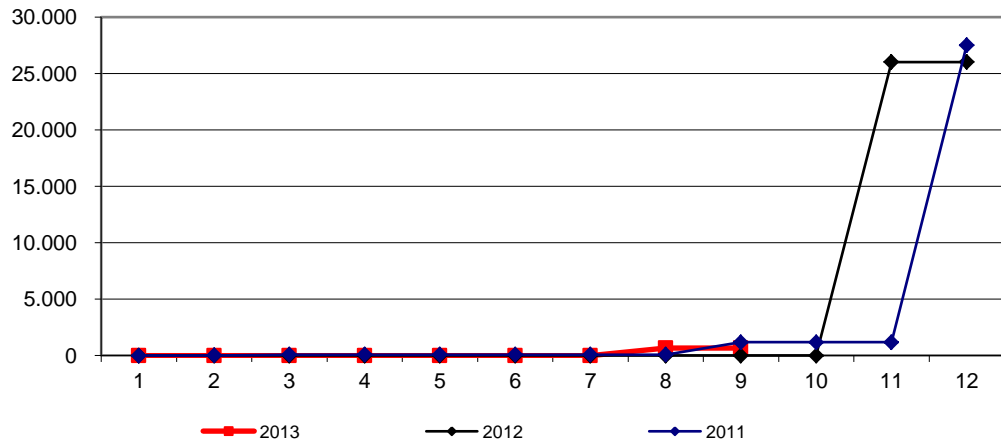
**Erträge**

|                             | Plan          | Januar   | Februar  | März     | April    | Mai      | Juni     | Juli     | August     | September | Oktober | November | Dezember | Ergebnis   | Prognose      |
|-----------------------------|---------------|----------|----------|----------|----------|----------|----------|----------|------------|-----------|---------|----------|----------|------------|---------------|
| <b>2013</b>                 | <b>26.300</b> | <b>0</b> | <b>0</b> | <b>0</b> | <b>0</b> | <b>0</b> | <b>0</b> | <b>0</b> | <b>675</b> | <b>0</b>  |         |          |          | <b>675</b> | <b>27.000</b> |
| ordentlich (KGr.30-37)      | 26.300        | 0        | 0        | 0        | 0        | 0        | 0        | 0        | 675        | 0         |         |          |          | 675        | 27.000        |
| außerordentlich (KGr.50-59) | 0             | 0        | 0        | 0        | 0        | 0        | 0        | 0        | 0          | 0         |         |          |          | 0          | 0             |
| ILV-Erträge (KGr.38)        | 0             | 0        | 0        | 0        | 0        | 0        | 0        | 0        | 0          | 0         |         |          |          | 0          | 0             |
| 2012                        | 26.300        | 0        | 0        | 0        | 0        | 0        | 0        | 0        | 0          | 0         | 0       | 26.000   | 0        | 26.000     |               |
| 2011                        | 26.000        | 0        | 14       | 70       | 0        | 0        | 0        | 0        | 0          | 1.090     | 0       | 0        | 26.330   | 27.503     |               |

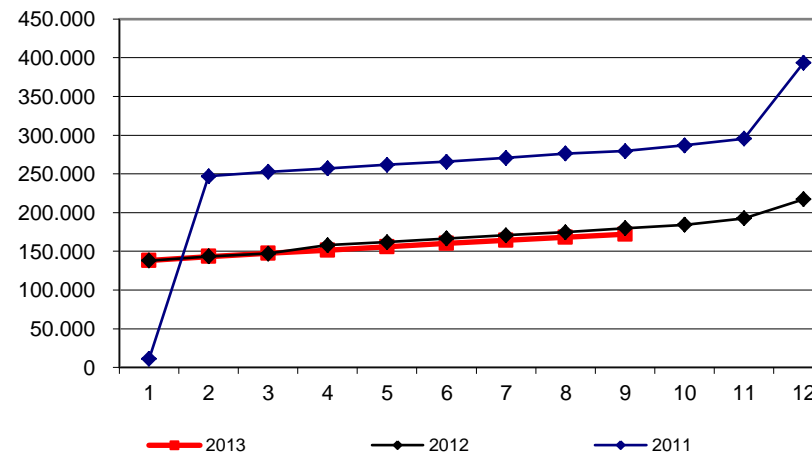
**Aufwendungen**

|                                    | Plan           | Januar         | Februar      | März         | April        | Mai          | Juni         | Juli         | August       | September    | Oktober | November | Dezember | Ergebnis       | Prognose       |
|------------------------------------|----------------|----------------|--------------|--------------|--------------|--------------|--------------|--------------|--------------|--------------|---------|----------|----------|----------------|----------------|
| <b>2013</b>                        | <b>212.100</b> | <b>138.311</b> | <b>4.976</b> | <b>4.148</b> | <b>3.913</b> | <b>4.549</b> | <b>4.465</b> | <b>3.724</b> | <b>4.277</b> | <b>3.921</b> |         |          |          | <b>172.284</b> | <b>222.000</b> |
| Personal (KGr.40-41)               | 46.400         | 3.569          | 3.569        | 3.569        | 3.569        | 3.569        | 3.569        | 3.569        | 3.619        | 3.844        |         |          |          | 32.447         | 48.000         |
| Sachaufwand (KGr.42)               | 24.900         | 171            | 1.025        | 23           | 116          | 801          | 671          | 24           | 556          | 0            |         |          |          | 3.388          | 25.000         |
| Transferaufwand (KGr.43)           | 0              | 0              | 0            | 0            | 0            | 0            | 0            | 0            | 0            | 0            |         |          |          | 0              | 0              |
| sonstige (KGr.44)                  | 3.700          | 569            | 382          | 555          | 228          | 179          | 225          | 131          | 101          | 77           |         |          |          | 2.447          | 5.000          |
| Abschreibungen, Zinsen (KGr.45-47) | 10.100         | 0              | 0            | 0            | 0            | 0            | 0            | 0            | 0            | 0            |         |          |          | 0              | 10.000         |
| ILV-Aufwand (KGr.48)               | 127.000        | 134.000        | 0            | 0            | 0            | 0            | 0            | 0            | 0            | 0            |         |          |          | 134.000        | 134.000        |
| außerordentlich (KGr.50-59)        | 0              | 1              | 0            | 0            | 0            | 0            | 0            | 0            | 0            | 0            |         |          |          | 1              | 0              |
| 2012                               | 203.600        | 137.903        | 5.471        | 3.616        | 10.884       | 3.993        | 4.783        | 4.014        | 3.897        | 5.254        | 4.386   | 8.531    | 24.502   | 217.233        |                |
| 2011                               | 304.200        | 10.959         | 235.990      | 5.818        | 4.324        | 4.782        | 3.948        | 4.919        | 5.436        | 3.327        | 7.314   | 8.674    | 97.991   | 393.481        |                |

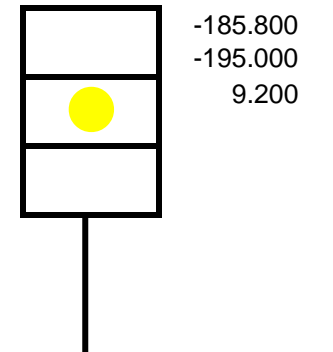
Entwicklung Erträge



Entwicklung Aufwendungen



Prognose  
Produktbudget:



Leistungsumfang:

Produkt:

21201400

Schulverwaltung HS BWS Peine

Verantwortlich: Herr Göldner

Stand Ende:

September 2013

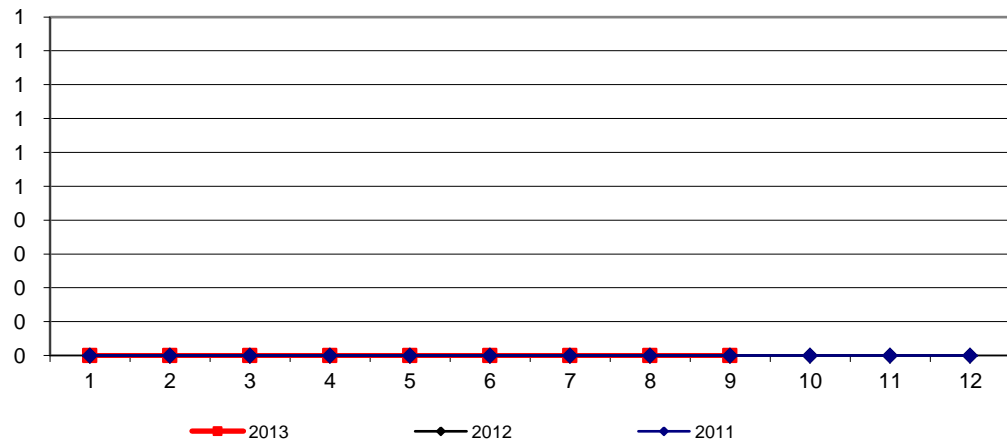
**Erträge**

|                             | Plan     | Januar   | Februar  | März     | April    | Mai      | Juni     | Juli     | August   | September | Oktober | November | Dezember | Ergebnis | Prognose |
|-----------------------------|----------|----------|----------|----------|----------|----------|----------|----------|----------|-----------|---------|----------|----------|----------|----------|
| <b>2013</b>                 | <b>0</b> | <b>0</b> | <b>0</b> | <b>0</b> | <b>0</b> | <b>0</b> | <b>0</b> | <b>0</b> | <b>0</b> | <b>0</b>  |         |          |          | <b>0</b> | <b>0</b> |
| ordentlich (KGr.30-37)      | 0        | 0        | 0        | 0        | 0        | 0        | 0        | 0        | 0        | 0         |         |          |          | 0        | 0        |
| außerordentlich (KGr.50-59) | 0        | 0        | 0        | 0        | 0        | 0        | 0        | 0        | 0        | 0         |         |          |          | 0        | 0        |
| ILV-Erträge (KGr.38)        | 0        | 0        | 0        | 0        | 0        | 0        | 0        | 0        | 0        | 0         |         |          |          | 0        | 0        |
| 2012                        | 0        | 0        | 0        | 0        | 0        | 0        | 0        | 0        | 0        | 0         | 0       | 0        | 0        | 0        | 0        |
| 2011                        | 0        | 0        | 0        | 0        | 0        | 0        | 0        | 0        | 0        | 0         | 0       | 0        | 0        | 0        | 0        |

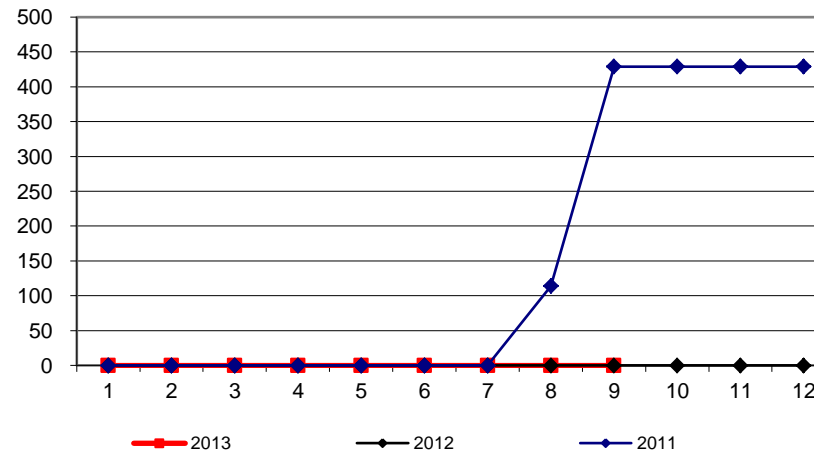
**Aufwendungen**

|                                    | Plan     | Januar   | Februar  | März     | April    | Mai      | Juni     | Juli     | August   | September | Oktober | November | Dezember | Ergebnis | Prognose |
|------------------------------------|----------|----------|----------|----------|----------|----------|----------|----------|----------|-----------|---------|----------|----------|----------|----------|
| <b>2013</b>                        | <b>0</b> | <b>0</b> | <b>0</b> | <b>0</b> | <b>0</b> | <b>0</b> | <b>0</b> | <b>0</b> | <b>0</b> | <b>0</b>  |         |          |          | <b>0</b> | <b>0</b> |
| Personal (KGr.40-41)               | 0        | 0        | 0        | 0        | 0        | 0        | 0        | 0        | 0        | 0         |         |          |          | 0        | 0        |
| Sachaufwand (KGr.42)               | 0        | 0        | 0        | 0        | 0        | 0        | 0        | 0        | 0        | 0         |         |          |          | 0        | 0        |
| Transferaufwand (KGr.43)           | 0        | 0        | 0        | 0        | 0        | 0        | 0        | 0        | 0        | 0         |         |          |          | 0        | 0        |
| sonstige (KGr.44)                  | 0        | 0        | 0        | 0        | 0        | 0        | 0        | 0        | 0        | 0         |         |          |          | 0        | 0        |
| Abschreibungen, Zinsen (KGr.45-47) | 0        | 0        | 0        | 0        | 0        | 0        | 0        | 0        | 0        | 0         |         |          |          | 0        | 0        |
| ILV-Aufwand (KGr.48)               | 0        | 0        | 0        | 0        | 0        | 0        | 0        | 0        | 0        | 0         |         |          |          | 0        | 0        |
| außerordentlich (KGr.50-59)        | 0        | 0        | 0        | 0        | 0        | 0        | 0        | 0        | 0        | 0         |         |          |          | 0        | 0        |
| 2012                               | 0        | 0        | 0        | 0        | 0        | 0        | 0        | 0        | 0        | 0         | 0       | 0        | 0        | 0        | 0        |
| 2011                               | 74.000   | 0        | 0        | 0        | 0        | 0        | 0        | 0        | 114      | 315       | 0       | 0        | 0        | 429      |          |

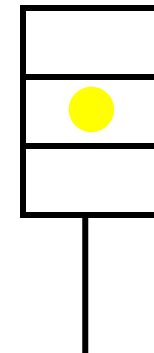
Entwicklung Erträge



Entwicklung Aufwendungen



Prognose  
Produktbudget:

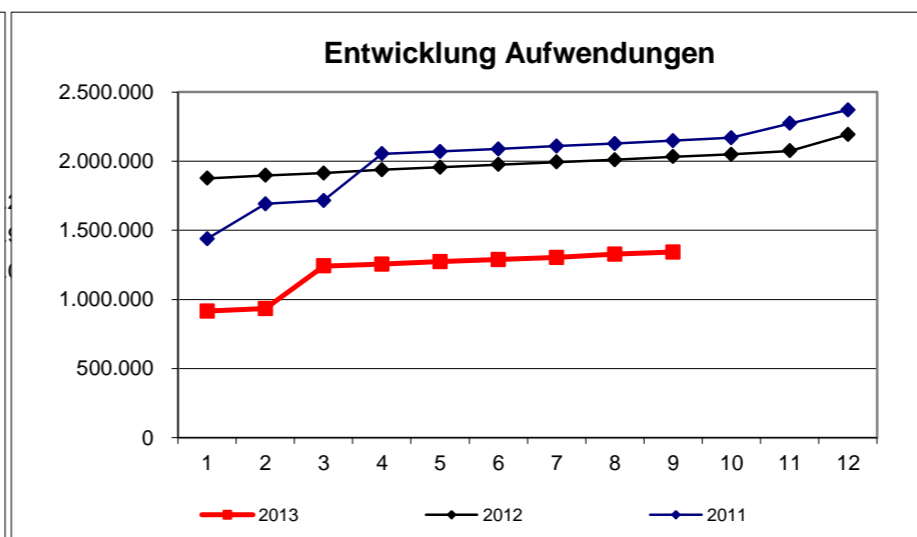
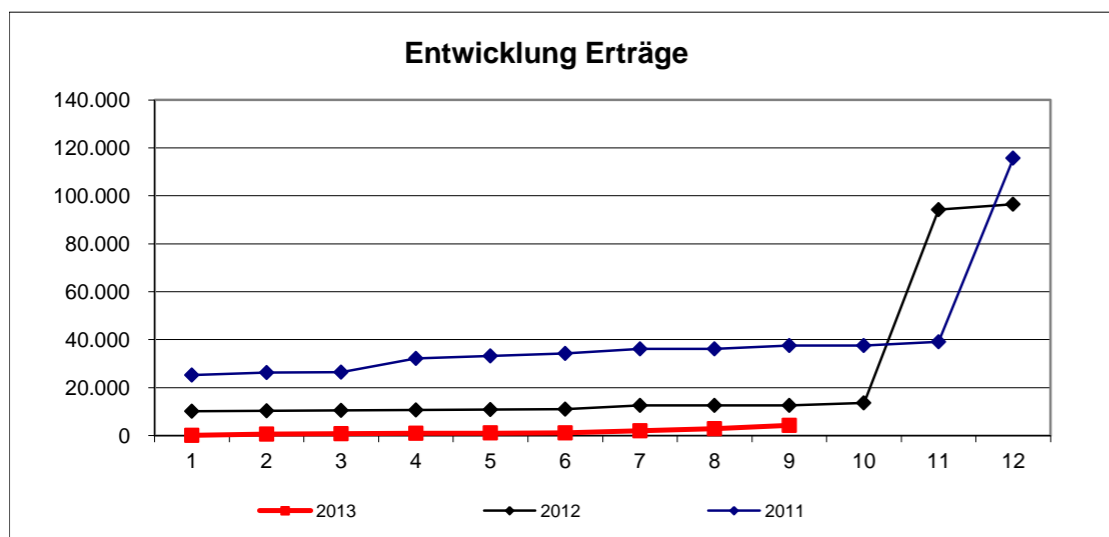


0  
0  
0

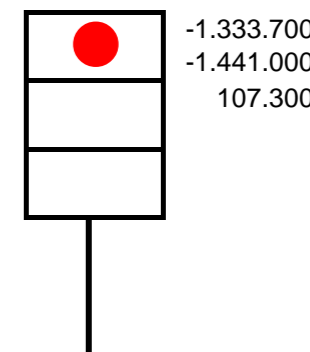
Leistungsumfang:

| Erträge                     |               |            |            |            |            |            |            |            |            |              |         |          |          |              |               |
|-----------------------------|---------------|------------|------------|------------|------------|------------|------------|------------|------------|--------------|---------|----------|----------|--------------|---------------|
|                             | Plan          | Januar     | Februar    | März       | April      | Mai        | Juni       | Juli       | August     | September    | Oktober | November | Dezember | Ergebnis     | Prognose      |
| <b>2013</b>                 | <b>92.700</b> | <b>125</b> | <b>538</b> | <b>125</b> | <b>125</b> | <b>125</b> | <b>125</b> | <b>893</b> | <b>800</b> | <b>1.320</b> |         |          |          | <b>4.176</b> | <b>97.000</b> |
| ordentlich (KGr.30-37)      | 92.500        | 125        | 538        | 125        | 125        | 125        | 125        | 893        | 800        | 1.320        |         |          |          | 4.176        | 97.000        |
| außerordentlich (KGr.50-59) | 0             | 0          | 0          | 0          | 0          | 0          | 0          | 0          | 0          | 0            |         |          |          | 0            | 0             |
| ILV-Erträge (KGr.38)        | 200           | 0          | 0          | 0          | 0          | 0          | 0          | 0          | 0          | 0            |         |          |          | 0            | 0             |
| 2012                        | 92.700        | 10.108     | 250        | 125        | 125        | 191        | 250        | 1.469      | 0          | 0            | 1.117   | 80.616   | 2.278    | 96.529       |               |
| 2011                        | 102.500       | 25.274     | 1.030      | 70         | 5.826      | 1.016      | 1.076      | 1.784      | 0          | 1.474        | 0       | 1.500    | 76.609   | 115.659      |               |

| Aufwendungen                       |                  |                |               |                |               |               |               |               |               |               |         |          |          |                  |                  |
|------------------------------------|------------------|----------------|---------------|----------------|---------------|---------------|---------------|---------------|---------------|---------------|---------|----------|----------|------------------|------------------|
|                                    | Plan             | Januar         | Februar       | März           | April         | Mai           | Juni          | Juli          | August        | September     | Oktober | November | Dezember | Ergebnis         | Prognose         |
| <b>2013</b>                        | <b>1.426.400</b> | <b>915.604</b> | <b>17.405</b> | <b>309.022</b> | <b>12.780</b> | <b>17.647</b> | <b>15.758</b> | <b>14.578</b> | <b>24.928</b> | <b>14.027</b> |         |          |          | <b>1.341.749</b> | <b>1.538.000</b> |
| Personal (KGr.40-41)               | 167.700          | 11.106         | 12.485        | 12.485         | 12.485        | 12.485        | 12.312        | 12.339        | 12.663        | 13.605        |         |          |          | 111.965          | 167.000          |
| Sachaufwand (KGr.42)               | 87.800           | 9.716          | 3.496         | 882            | 2.237         | 4.224         | 2.403         | 773           | 11.353        | 139           |         |          |          | 35.223           | 95.000           |
| Transferaufwand (KGr.43)           | 43.300           | 0              | 0             | 0              | 0             | 0             | 0             | 0             | 0             | 0             |         |          |          | 0                | 43.000           |
| sonstige (KGr.44)                  | 283.100          | 3.577          | 1.423         | 295.655        | 1.094         | 938           | 1.042         | 1.466         | 913           | 283           |         |          |          | 306.391          | 313.000          |
| Abschreibungen, Zinsen (KGr.45-47) | 27.900           | 0              | 0             | 0              | 0             | 0             | 0             | 0             | 0             | 0             |         |          |          | 0                | 32.000           |
| ILV-Aufwand (KGr.48)               | 816.600          | 888.100        | 0             | 0              | 0             | 0             | 0             | 0             | 0             | 0             |         |          |          | 888.100          | 888.000          |
| außerordentlich (KGr.50-59)        | 0                | 3.105          | 0             | 0              | -3.036        | 0             | 0             | 0             | 0             | 0             |         |          |          | 69               | 0                |
| 2012                               | 1.361.300        | 1.876.463      | 20.991        | 16.603         | 23.115        | 19.667        | 18.954        | 17.941        | 17.305        | 22.140        | 15.539  | 26.318   | 119.517  | 2.194.555        |                  |
| 2011                               | 2.471.400        | 1.438.327      | 252.970       | 25.324         | 337.276       | 17.067        | 17.609        | 21.567        | 18.534        | 20.445        | 19.762  | 104.705  | 97.234   | 2.370.819        |                  |



Prognose  
Produktbudget:



| Leistungsumfang:  |                      |      |                             |          |
|---|----------------------|------|-----------------------------|----------|
| Leistung  |                      | Plan | Stand Berichtsmonat lt. KLR | Prognose |
| Betrieb Hauptschule Edemissen                                     | Schülerinnen/Schüler | 197  | 184                         | 184      |
| Betrieb Hauptschule Hohenhameln                                   | Schülerinnen/Schüler | 141  | 136                         | 136      |
| Betrieb Hauptschule Lengede                                       | Schülerinnen/Schüler | 100  | 72                          | 72       |
| Sachkostenerstattungen für Hauptschulen Stadt Peine               | Schülerinnen/Schüler | 271  | 271                         | 271      |
| Sachkostenausgleichszahlungen für Hauptschulen Stadt Braunschweig | Schülerinnen/Schüler | 2    |                             |          |

**Erläuterung/Prognose:**  
Die Abschläge für die Sachkostenzahlungen an die Stadt Peine sind höher ausgefallen als ursprünglich veranschlagt.

Produkt:

21301000

Schulverwaltung Grund- und Hauptschulen allgemein

Stand Ende:

September 2013

Verantwortlich: Herr Göldner

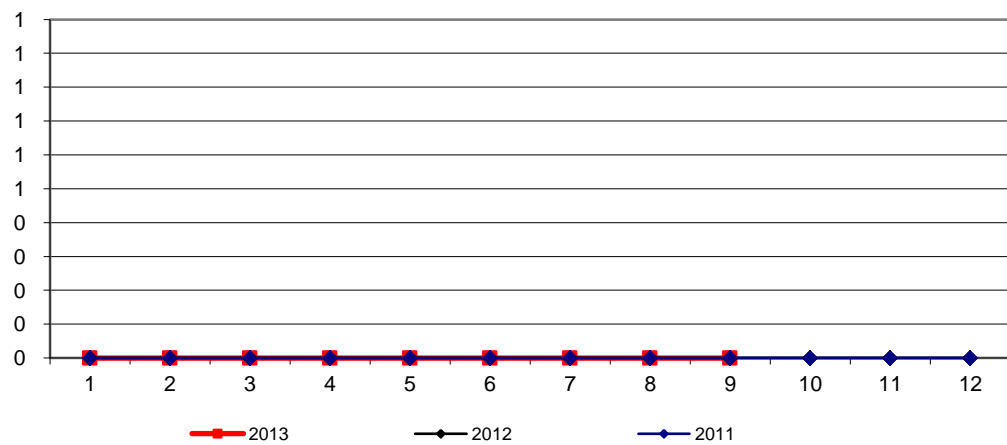
**Erträge**

|                             | Plan     | Januar   | Februar  | März     | April    | Mai      | Juni     | Juli     | August   | September | Oktober | November | Dezember | Ergebnis | Prognose |
|-----------------------------|----------|----------|----------|----------|----------|----------|----------|----------|----------|-----------|---------|----------|----------|----------|----------|
| <b>2013</b>                 | <b>0</b> | <b>0</b> | <b>0</b> | <b>0</b> | <b>0</b> | <b>0</b> | <b>0</b> | <b>0</b> | <b>0</b> | <b>0</b>  |         |          |          | <b>0</b> | <b>0</b> |
| ordentlich (KGr.30-37)      | 0        | 0        | 0        | 0        | 0        | 0        | 0        | 0        | 0        | 0         |         |          |          | 0        | 0        |
| außerordentlich (KGr.50-59) | 0        | 0        | 0        | 0        | 0        | 0        | 0        | 0        | 0        | 0         |         |          |          | 0        | 0        |
| ILV-Erträge (KGr.38)        | 0        | 0        | 0        | 0        | 0        | 0        | 0        | 0        | 0        | 0         |         |          |          | 0        | 0        |
| 2012                        | 0        | 0        | 0        | 0        | 0        | 0        | 0        | 0        | 0        | 0         | 0       | 0        | 0        | 0        | 0        |
| 2011                        | 0        | 0        | 0        | 0        | 0        | 0        | 0        | 0        | 0        | 0         | 0       | 0        | 0        | 0        | 0        |

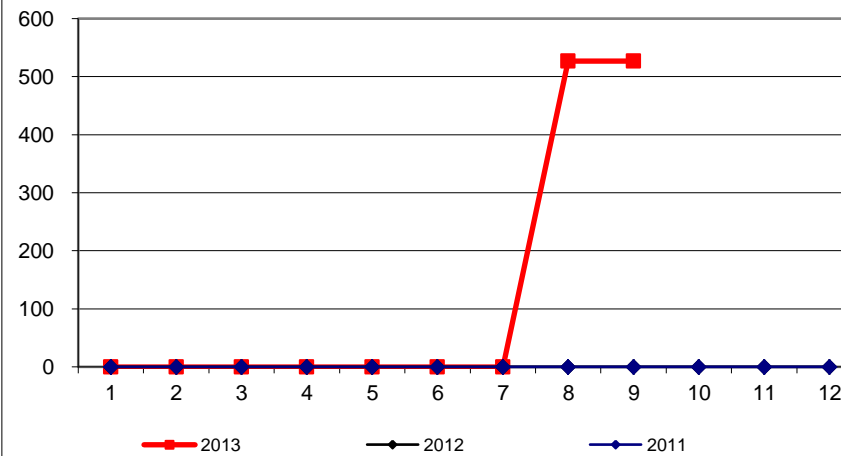
**Aufwendungen**

|                                    | Plan     | Januar   | Februar  | März     | April    | Mai      | Juni     | Juli     | August     | September | Oktober | November | Dezember | Ergebnis   | Prognose     |
|------------------------------------|----------|----------|----------|----------|----------|----------|----------|----------|------------|-----------|---------|----------|----------|------------|--------------|
| <b>2013</b>                        | <b>0</b> | <b>0</b> | <b>0</b> | <b>0</b> | <b>0</b> | <b>0</b> | <b>0</b> | <b>0</b> | <b>527</b> | <b>0</b>  |         |          |          | <b>527</b> | <b>1.000</b> |
| Personal (KGr.40-41)               | 0        | 0        | 0        | 0        | 0        | 0        | 0        | 0        | 0          | 0         |         |          |          | 0          | 0            |
| Sachaufwand (KGr.42)               | 0        | 0        | 0        | 0        | 0        | 0        | 0        | 0        | 527        | 0         |         |          |          | 527        | 1.000        |
| Transferaufwand (KGr.43)           | 0        | 0        | 0        | 0        | 0        | 0        | 0        | 0        | 0          | 0         |         |          |          | 0          | 0            |
| sonstige (KGr.44)                  | 0        | 0        | 0        | 0        | 0        | 0        | 0        | 0        | 0          | 0         |         |          |          | 0          | 0            |
| Abschreibungen, Zinsen (KGr.45-47) | 0        | 0        | 0        | 0        | 0        | 0        | 0        | 0        | 0          | 0         |         |          |          | 0          | 0            |
| ILV-Aufwand (KGr.48)               | 0        | 0        | 0        | 0        | 0        | 0        | 0        | 0        | 0          | 0         |         |          |          | 0          | 0            |
| außerordentlich (KGr.50-59)        | 0        | 0        | 0        | 0        | 0        | 0        | 0        | 0        | 0          | 0         |         |          |          | 0          | 0            |
| 2012                               | 0        | 0        | 0        | 0        | 0        | 0        | 0        | 0        | 0          | 0         | 0       | 0        | 0        | 0          | 0            |
| 2011                               | 0        | 0        | 0        | 0        | 0        | 0        | 0        | 0        | 0          | 0         | 0       | 0        | 0        | 0          | 0            |

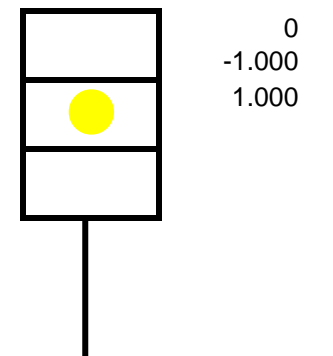
Entwicklung Erträge



Entwicklung Aufwendungen



Prognose  
Produktbudget:





Produkt:

21301100

Schulverwaltung GHS Ilse

Stand Ende:

September 2013

Verantwortlich: Herr Göldner

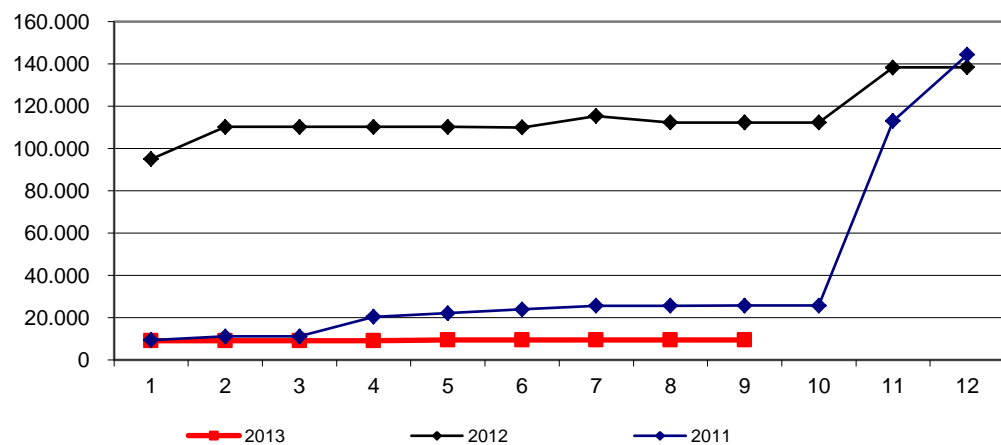
**Erträge**

|                             | Plan          | Januar       | Februar   | März     | April    | Mai        | Juni     | Juli     | August   | September | Oktober | November | Dezember | Ergebnis     | Prognose       |
|-----------------------------|---------------|--------------|-----------|----------|----------|------------|----------|----------|----------|-----------|---------|----------|----------|--------------|----------------|
| <b>2013</b>                 | <b>98.000</b> | <b>9.155</b> | <b>32</b> | <b>0</b> | <b>0</b> | <b>300</b> | <b>0</b> | <b>0</b> | <b>0</b> | <b>0</b>  |         |          |          | <b>9.487</b> | <b>107.000</b> |
| ordentlich (KGr.30-37)      | 97.800        | 0            | 32        | 0        | 0        | 0          | 0        | 0        | 0        | 0         |         |          |          | 32           | 98.000         |
| außerordentlich (KGr.50-59) | 0             | 9.155        | 0         | 0        | 0        | 300        | 0        | 0        | 0        | 0         |         |          |          | 9.455        | 9.000          |
| ILV-Erträge (KGr.38)        | 200           | 0            | 0         | 0        | 0        | 0          | 0        | 0        | 0        | 0         |         |          |          | 0            | 0              |
| 2012                        | 92.700        | 95.000       | 15.187    | 0        | 0        | 0          | -312     | 5.443    | -3.045   | 0         | 0       | 26.000   | 59       | 138.332      |                |
| 2011                        | 92.700        | 9.409        | 1.761     | 0        | 9.213    | 1.761      | 1.761    | 1.761    | 0        | 70        | 0       | 87.235   | 31.312   | 144.285      |                |

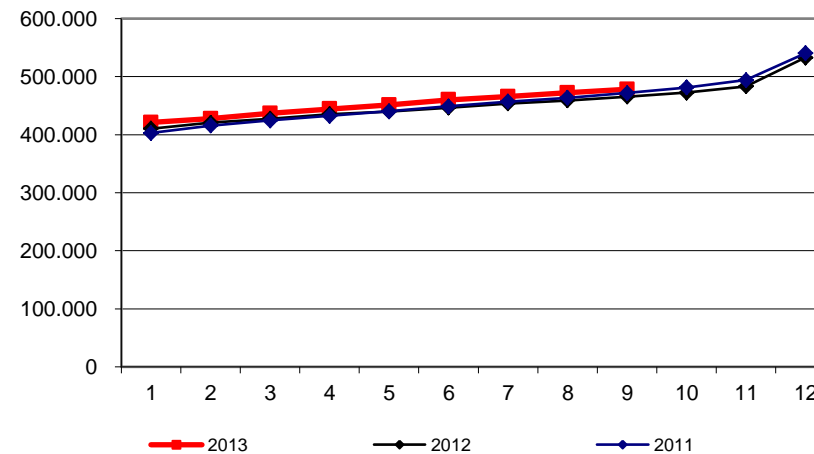
**Aufwendungen**

|                                    | Plan           | Januar         | Februar      | März         | April        | Mai          | Juni         | Juli         | August       | September    | Oktober | November | Dezember | Ergebnis       | Prognose       |
|------------------------------------|----------------|----------------|--------------|--------------|--------------|--------------|--------------|--------------|--------------|--------------|---------|----------|----------|----------------|----------------|
| <b>2013</b>                        | <b>548.300</b> | <b>420.889</b> | <b>6.740</b> | <b>9.320</b> | <b>7.406</b> | <b>6.829</b> | <b>8.942</b> | <b>5.815</b> | <b>6.488</b> | <b>5.520</b> |         |          |          | <b>477.950</b> | <b>528.000</b> |
| Personal (KGr.40-41)               | 93.200         | 4.897          | 4.899        | 4.898        | 4.898        | 4.898        | 4.898        | 4.831        | 4.809        | 4.646        |         |          |          | 43.675         | 63.000         |
| Sachaufwand (KGr.42)               | 21.000         | 3.588          | 1.241        | 1.268        | 2.193        | 1.288        | 1.262        | 552          | 1.534        | 212          |         |          |          | 13.137         | 21.000         |
| Transferaufwand (KGr.43)           | 0              | 0              | 0            | 0            | 0            | 0            | 0            | 0            | 0            | 0            |         |          |          | 0              | 0              |
| sonstige (KGr.44)                  | 2.200          | 304            | 599          | 1.851        | 315          | 643          | 1.252        | 432          | 145          | 663          |         |          |          | 6.205          | 7.000          |
| Abschreibungen, Zinsen (KGr.45-47) | 20.600         | 0              | 0            | 0            | 0            | 0            | 0            | 0            | 0            | 0            |         |          |          | 0              | 22.000         |
| ILV-Aufwand (KGr.48)               | 411.300        | 411.967        | 0            | 1.303        | 0            | 0            | 1.530        | 0            | 0            | 0            |         |          |          | 414.800        | 415.000        |
| außerordentlich (KGr.50-59)        | 0              | 133            | 0            | 0            | 0            | 0            | 0            | 0            | 0            | 0            |         |          |          | 133            | 0              |
| 2012                               | 526.600        | 410.268        | 10.235       | 6.808        | 8.020        | 4.707        | 6.628        | 7.105        | 5.115        | 6.502        | 7.028   | 10.914   | 49.503   | 532.832        |                |
| 2011                               | 496.900        | 402.798        | 12.999       | 8.816        | 7.679        | 7.878        | 8.730        | 7.982        | 6.644        | 8.354        | 9.353   | 12.861   | 46.217   | 540.311        |                |

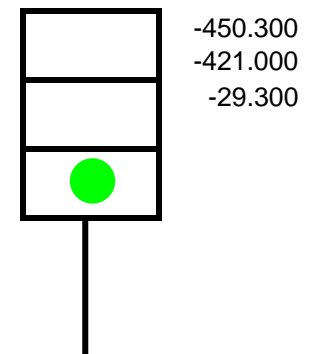
Entwicklung Erträge



Entwicklung Aufwendungen



Prognose  
Produktbudget:



Produkt:

21301200

Schulverwaltung GHS Vechelde

Verantwortlich: Herr Göldner

Stand Ende:

September 2013

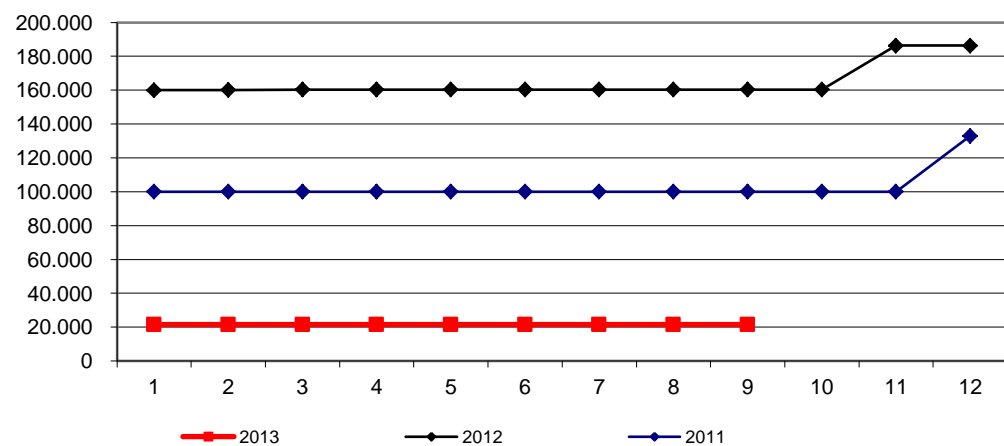
**Erträge**

|                             | Plan           | Januar        | Februar   | März     | April    | Mai      | Juni     | Juli     | August   | September | Oktober | November | Dezember | Ergebnis      | Prognose       |
|-----------------------------|----------------|---------------|-----------|----------|----------|----------|----------|----------|----------|-----------|---------|----------|----------|---------------|----------------|
| <b>2013</b>                 | <b>123.100</b> | <b>21.435</b> | <b>-4</b> | <b>4</b> | <b>0</b> | <b>0</b> | <b>0</b> | <b>0</b> | <b>0</b> | <b>0</b>  |         |          |          | <b>21.435</b> | <b>144.000</b> |
| ordentlich (KGr.30-37)      | 123.000        | 0             | -4        | 4        | 0        | 0        | 0        | 0        | 0        | 0         |         |          |          | 0             | 123.000        |
| außerordentlich (KGr.50-59) | 0              | 21.435        | 0         | 0        | 0        | 0        | 0        | 0        | 0        | 0         |         |          |          | 21.435        | 21.000         |
| ILV-Erträge (KGr.38)        | 100            | 0             | 0         | 0        | 0        | 0        | 0        | 0        | 0        | 0         |         |          |          | 0             | 0              |
| 2012                        | 116.100        | 160.000       | 106       | 213      | 0        | 0        | 0        | 0        | 0        | 0         | 0       | 26.000   | 36       | 186.355       |                |
| 2011                        | 116.100        | 100.000       | 0         | 0        | 0        | 0        | 0        | 70       | 0        | 0         | 0       | 0        | 32.961   | 133.031       |                |

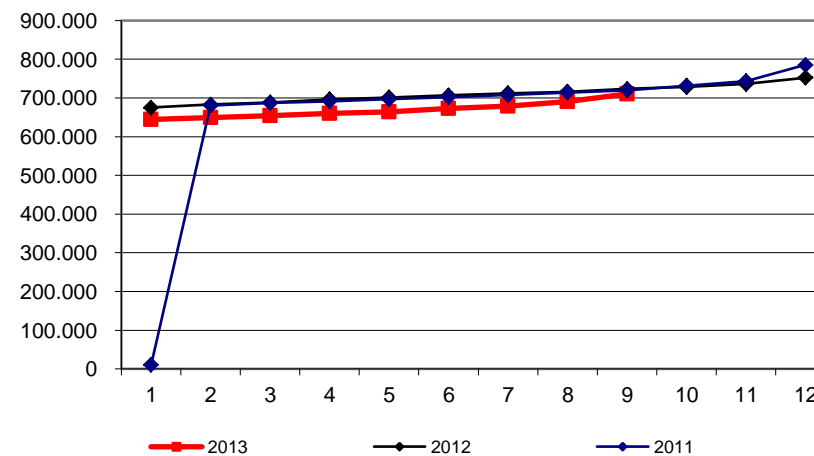
**Aufwendungen**

|                                    | Plan           | Januar         | Februar      | März         | April        | Mai          | Juni         | Juli         | August        | September     | Oktober | November | Dezember | Ergebnis       | Prognose       |
|------------------------------------|----------------|----------------|--------------|--------------|--------------|--------------|--------------|--------------|---------------|---------------|---------|----------|----------|----------------|----------------|
| <b>2013</b>                        | <b>749.600</b> | <b>644.323</b> | <b>4.873</b> | <b>5.240</b> | <b>5.354</b> | <b>4.324</b> | <b>9.269</b> | <b>5.822</b> | <b>11.337</b> | <b>19.746</b> |         |          |          | <b>710.288</b> | <b>763.000</b> |
| Personal (KGr.40-41)               | 56.500         | 3.795          | 3.795        | 3.795        | 3.795        | 3.795        | 3.795        | 3.795        | 3.848         | 4.073         |         |          |          | 34.486         | 51.000         |
| Sachaufwand (KGr.42)               | 35.000         | 2.552          | 661          | 143          | 719          | 221          | 4.343        | 1.860        | 6.363         | 15.220        |         |          |          | 32.082         | 52.000         |
| Transferaufwand (KGr.43)           | 0              | 0              | 0            | 0            | 0            | 0            | 0            | 0            | 0             | 0             |         |          |          | 0              | 0              |
| sonstige (KGr.44)                  | 4.300          | 255            | 417          | 567          | 840          | 308          | 291          | 167          | 1.126         | 454           |         |          |          | 4.424          | 6.000          |
| Abschreibungen, Zinsen (KGr.45-47) | 16.100         | 0              | 0            | 0            | 0            | 0            | 0            | 0            | 0             | 0             |         |          |          | 0              | 15.000         |
| ILV-Aufwand (KGr.48)               | 637.700        | 637.700        | 0            | 735          | 0            | 0            | 840          | 0            | 0             | 0             |         |          |          | 639.275        | 639.000        |
| außerordentlich (KGr.50-59)        | 0              | 22             | 0            | 0            | 0            | 0            | 0            | 0            | 0             | 0             |         |          |          | 22             | 0              |
| 2012                               | 755.700        | 675.208        | 8.003        | 5.506        | 7.359        | 5.408        | 5.218        | 5.558        | 4.030         | 7.230         | 4.747   | 8.035    | 15.986   | 752.286        |                |
| 2011                               | 747.900        | 10.038         | 670.526      | 6.225        | 4.601        | 5.442        | 5.409        | 5.500        | 6.520         | 5.553         | 12.071  | 11.624   | 42.029   | 785.537        |                |

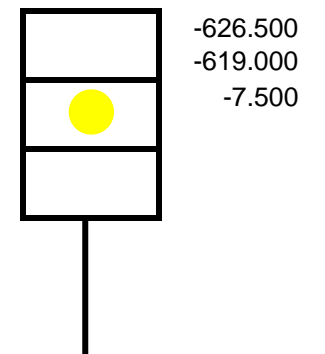
Entwicklung Erträge



Entwicklung Aufwendungen

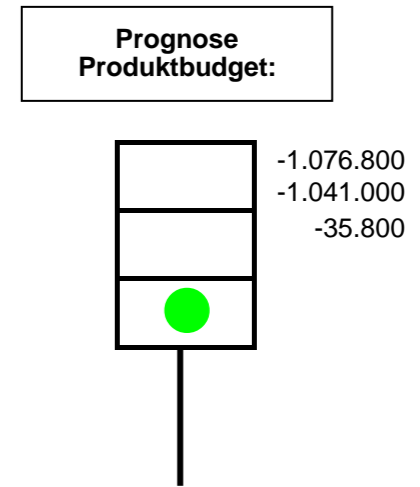
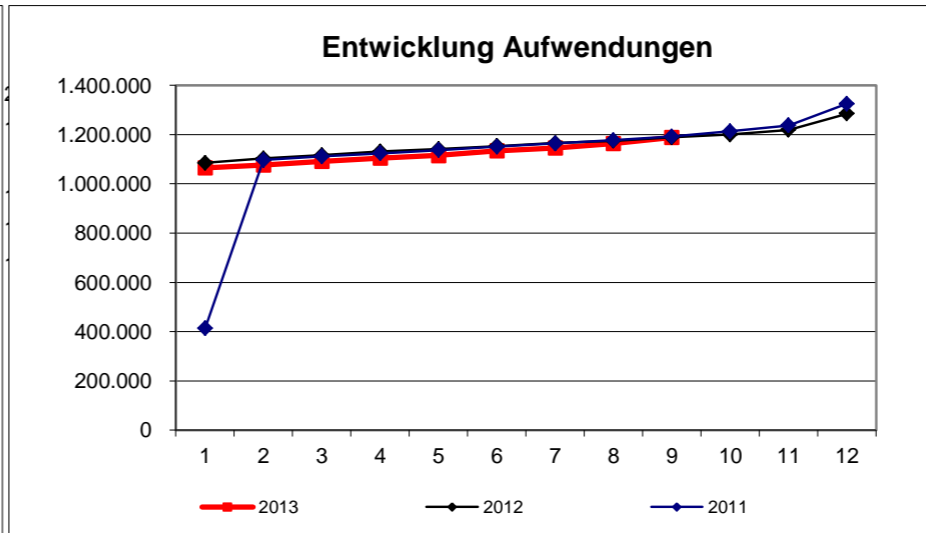
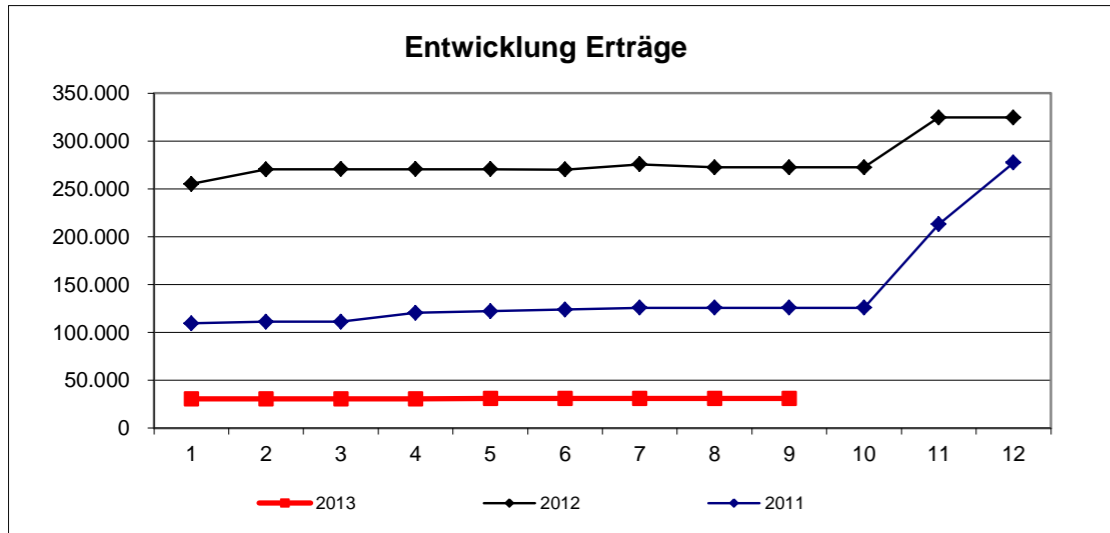


Prognose  
Produktbudget:



| Erträge                     |                |               |           |          |          |            |          |          |          |           |         |          |          |                |                |
|-----------------------------|----------------|---------------|-----------|----------|----------|------------|----------|----------|----------|-----------|---------|----------|----------|----------------|----------------|
|                             | Plan           | Januar        | Februar   | März     | April    | Mai        | Juni     | Juli     | August   | September | Oktober | November | Dezember | Ergebnis       | Prognose       |
| <b>2013</b>                 | <b>221.100</b> | <b>30.591</b> | <b>28</b> | <b>4</b> | <b>0</b> | <b>300</b> | <b>0</b> | <b>0</b> | <b>0</b> | <b>0</b>  |         |          |          | <b>30.923</b>  | <b>251.000</b> |
| ordentlich (KGr.30-37)      | 220.800        | 0             | 28        | 4        | 0        | 0          | 0        | 0        | 0        | 0         |         |          |          | 32             | 221.000        |
| außerordentlich (KGr.50-59) | 0              | 30.591        | 0         | 0        | 0        | 300        | 0        | 0        | 0        | 0         |         |          |          | 30.891         | 30.000         |
| ILV-Erträge (KGr.38)        | 300            | 0             | 0         | 0        | 0        | 0          | 0        | 0        | 0        | 0         |         |          |          | 0              | 0              |
| 2012                        | 208.800        | 255.000       | 15.293    | 213      | 0        | 0          | -312     | 5.443    | -3.045   | 0         | 0       | 52.000   | 96       | <b>324.688</b> |                |
| 2011                        | 208.800        | 109.409       | 1.761     | 0        | 9.213    | 1.761      | 1.761    | 1.831    | 0        | 70        | 0       | 87.235   | 64.273   | <b>277.316</b> |                |

| Aufwendungen                       |                  |                  |               |               |               |               |               |               |               |               |         |          |          |                  |                  |
|------------------------------------|------------------|------------------|---------------|---------------|---------------|---------------|---------------|---------------|---------------|---------------|---------|----------|----------|------------------|------------------|
|                                    | Plan             | Januar           | Februar       | März          | April         | Mai           | Juni          | Juli          | August        | September     | Oktober | November | Dezember | Ergebnis         | Prognose         |
| <b>2013</b>                        | <b>1.297.900</b> | <b>1.065.212</b> | <b>11.612</b> | <b>14.561</b> | <b>12.760</b> | <b>11.153</b> | <b>18.211</b> | <b>11.637</b> | <b>18.352</b> | <b>25.266</b> |         |          |          | <b>1.188.765</b> | <b>1.292.000</b> |
| Personal (KGr.40-41)               | 149.700          | 8.692            | 8.694         | 8.693         | 8.693         | 8.693         | 8.693         | 8.626         | 8.657         | 8.719         |         |          |          | 78.161           | 114.000          |
| Sachaufwand (KGr.42)               | 56.000           | 6.140            | 1.903         | 1.411         | 2.912         | 1.509         | 5.605         | 2.412         | 8.424         | 15.431        |         |          |          | 45.746           | 74.000           |
| Transferaufwand (KGr.43)           | 0                | 0                | 0             | 0             | 0             | 0             | 0             | 0             | 0             | 0             |         |          |          | 0                | 0                |
| sonstige (KGr.44)                  | 6.500            | 559              | 1.016         | 2.419         | 1.155         | 951           | 1.543         | 598           | 1.271         | 1.116         |         |          |          | 10.628           | 13.000           |
| Abschreibungen, Zinsen (KGr.45-47) | 36.700           | 0                | 0             | 0             | 0             | 0             | 0             | 0             | 0             | 0             |         |          |          | 0                | 37.000           |
| ILV-Aufwand (KGr.48)               | 1.049.000        | 1.049.667        | 0             | 2.038         | 0             | 0             | 2.370         | 0             | 0             | 0             |         |          |          | 1.054.075        | 1.054.000        |
| außerordentlich (KGr.50-59)        | 0                | 155              | 0             | 0             | 0             | 0             | 0             | 0             | 0             | 0             |         |          |          | 155              | 0                |
| 2012                               | 1.282.300        | 1.085.476        | 18.237        | 12.314        | 15.379        | 10.115        | 11.846        | 12.663        | 9.145         | 13.732        | 11.775  | 18.949   | 65.489   | <b>1.285.118</b> |                  |
| 2011                               | 1.244.800        | 412.835          | 683.525       | 15.040        | 12.280        | 13.321        | 14.139        | 13.482        | 13.164        | 13.907        | 21.424  | 24.485   | 88.246   | <b>1.325.848</b> |                  |



| Leistungsumfang:                        |                      |      |                             |          |
|---|----------------------|------|-----------------------------|----------|
| Leistung                                |                      | Plan | Stand Berichtsmonat lt. KLR | Prognose |
| Betrieb Grund- und Hauptschule Ilsede   | Schülerinnen/Schüler | 226  | 234                         | 234      |
| Betrieb Grund- und Hauptschule Vechelde | Schülerinnen/Schüler | 153  | 133                         | 133      |

| Erläuterung/Prognose: |  |
|-----------------------|--|
|                       |  |

Produkt:

**21501000 Schulverwaltung Realschulen allgemein**  
 Verantwortlich: Herr Göldner

Stand Ende: **September 2013**

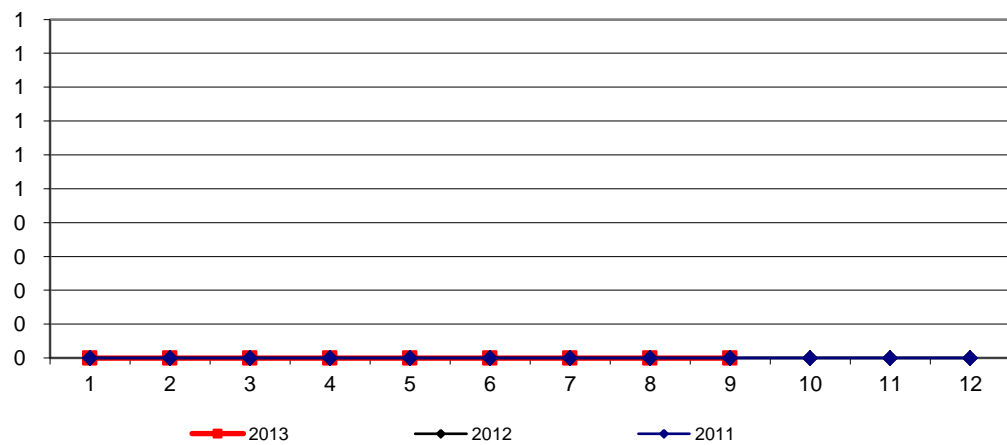
**Erträge**

|                             | Plan     | Januar   | Februar  | März     | April    | Mai      | Juni     | Juli     | August   | September | Oktober | November | Dezember | Ergebnis | Prognose |
|-----------------------------|----------|----------|----------|----------|----------|----------|----------|----------|----------|-----------|---------|----------|----------|----------|----------|
| <b>2013</b>                 | <b>0</b> | <b>0</b> | <b>0</b> | <b>0</b> | <b>0</b> | <b>0</b> | <b>0</b> | <b>0</b> | <b>0</b> | <b>0</b>  |         |          |          | <b>0</b> | <b>0</b> |
| ordentlich (KGr.30-37)      | 0        | 0        | 0        | 0        | 0        | 0        | 0        | 0        | 0        | 0         |         |          |          | 0        | 0        |
| außerordentlich (KGr.50-59) | 0        | 0        | 0        | 0        | 0        | 0        | 0        | 0        | 0        | 0         |         |          |          | 0        | 0        |
| ILV-Erträge (KGr.38)        | 0        | 0        | 0        | 0        | 0        | 0        | 0        | 0        | 0        | 0         |         |          |          | 0        | 0        |
| 2012                        | 0        | 0        | 0        | 0        | 0        | 0        | 0        | 0        | 0        | 0         | 0       | 0        | 0        | 0        | 0        |
| 2011                        | 0        | 0        | 0        | 0        | 0        | 0        | 0        | 0        | 0        | 0         | 0       | 0        | 0        | 0        | 0        |

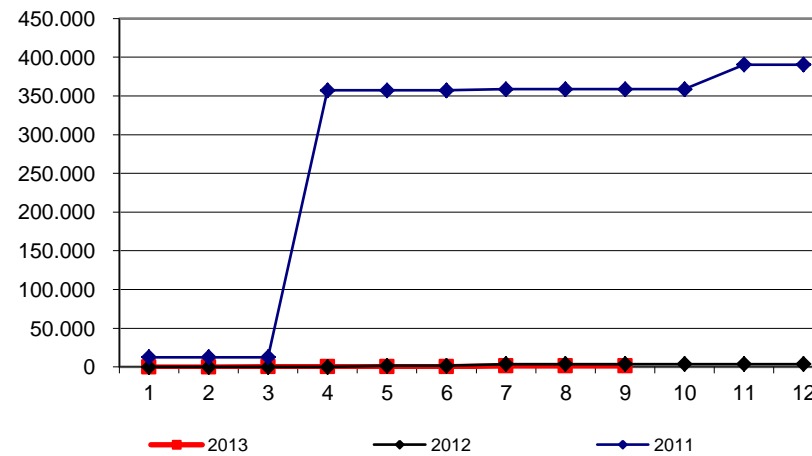
**Aufwendungen**

|                                    | Plan         | Januar   | Februar  | März       | April    | Mai      | Juni     | Juli       | August   | September | Oktober | November | Dezember | Ergebnis     | Prognose     |
|------------------------------------|--------------|----------|----------|------------|----------|----------|----------|------------|----------|-----------|---------|----------|----------|--------------|--------------|
| <b>2013</b>                        | <b>5.100</b> | <b>0</b> | <b>0</b> | <b>345</b> | <b>0</b> | <b>0</b> | <b>0</b> | <b>888</b> | <b>0</b> | <b>0</b>  |         |          |          | <b>1.233</b> | <b>5.000</b> |
| Personal (KGr.40-41)               | 0            | 0        | 0        | 0          | 0        | 0        | 0        | 0          | 0        | 0         |         |          |          | 0            | 0            |
| Sachaufwand (KGr.42)               | 0            | 0        | 0        | 345        | 0        | 0        | 0        | 0          | 0        | 0         |         |          |          | 345          | 0            |
| Transferaufwand (KGr.43)           | 0            | 0        | 0        | 0          | 0        | 0        | 0        | 0          | 0        | 0         |         |          |          | 0            | 0            |
| sonstige (KGr.44)                  | 5.100        | 0        | 0        | 0          | 0        | 0        | 0        | 888        | 0        | 0         |         |          |          | 888          | 5.000        |
| Abschreibungen, Zinsen (KGr.45-47) | 0            | 0        | 0        | 0          | 0        | 0        | 0        | 0          | 0        | 0         |         |          |          | 0            | 0            |
| ILV-Aufwand (KGr.48)               | 0            | 0        | 0        | 0          | 0        | 0        | 0        | 0          | 0        | 0         |         |          |          | 0            | 0            |
| außerordentlich (KGr.50-59)        | 0            | 0        | 0        | 0          | 0        | 0        | 0        | 0          | 0        | 0         |         |          |          | 0            | 0            |
| 2012                               | 5.100        | 0        | 0        | 0          | 0        | 1.293    | 0        | 2.220      | 0        | 0         | 0       | 0        | 0        | 3.513        | 0            |
| 2011                               | 615.100      | 12.541   | 0        | 0          | 344.772  | 0        | 0        | 1.480      | 0        | 0         | 0       | 31.646   | 0        | 390.439      | 0            |

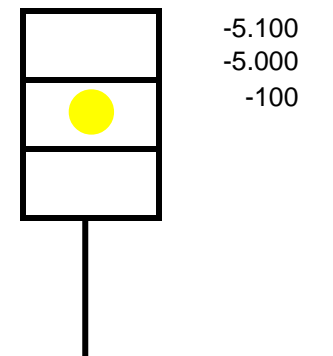
Entwicklung Erträge



Entwicklung Aufwendungen



Prognose  
Produktbudget:



Produkt:

21501100

Schulverwaltung RS Edemissen

Stand Ende:

September 2013

Verantwortlich: Herr Göldner

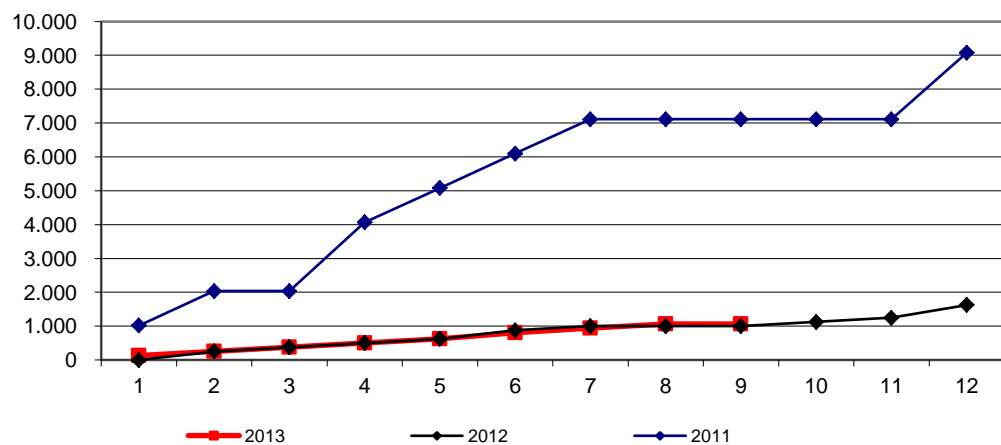
**Erträge**

|                             | Plan       | Januar       | Februar      | März       | April        | Mai          | Juni         | Juli         | August     | September | Oktober    | November   | Dezember     | Ergebnis     | Prognose     |
|-----------------------------|------------|--------------|--------------|------------|--------------|--------------|--------------|--------------|------------|-----------|------------|------------|--------------|--------------|--------------|
| <b>2013</b>                 | <b>200</b> | <b>125</b>   | <b>125</b>   | <b>125</b> | <b>125</b>   | <b>125</b>   | <b>185</b>   | <b>125</b>   | <b>125</b> | <b>0</b>  |            |            |              | <b>1.060</b> | <b>1.000</b> |
| ordentlich (KGr.30-37)      | 100        | 125          | 125          | 125        | 125          | 125          | 185          | 125          | 125        | 0         |            |            |              | 1.060        | 1.000        |
| außerordentlich (KGr.50-59) | 0          | 0            | 0            | 0          | 0            | 0            | 0            | 0            | 0          | 0         |            |            |              | 0            | 0            |
| ILV-Erträge (KGr.38)        | 100        | 0            | 0            | 0          | 0            | 0            | 0            | 0            | 0          | 0         |            |            |              | 0            | 0            |
| <b>2012</b>                 | <b>200</b> | <b>0</b>     | <b>250</b>   | <b>125</b> | <b>125</b>   | <b>125</b>   | <b>250</b>   | <b>125</b>   | <b>0</b>   | <b>0</b>  | <b>125</b> | <b>125</b> | <b>374</b>   | <b>1.624</b> |              |
| <b>2011</b>                 | <b>200</b> | <b>1.016</b> | <b>1.016</b> | <b>0</b>   | <b>2.032</b> | <b>1.016</b> | <b>1.016</b> | <b>1.016</b> | <b>0</b>   | <b>0</b>  | <b>0</b>   | <b>0</b>   | <b>1.961</b> | <b>9.074</b> |              |

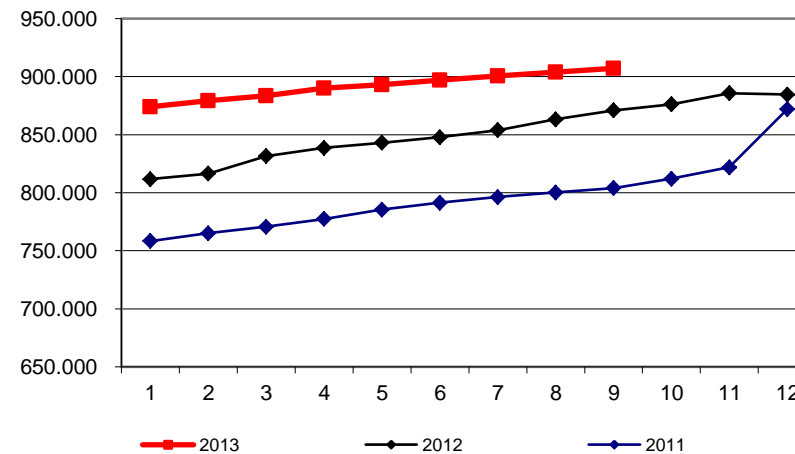
**Aufwendungen**

|                                    | Plan           | Januar         | Februar      | März          | April        | Mai          | Juni         | Juli         | August       | September    | Oktober      | November     | Dezember      | Ergebnis       | Prognose       |
|------------------------------------|----------------|----------------|--------------|---------------|--------------|--------------|--------------|--------------|--------------|--------------|--------------|--------------|---------------|----------------|----------------|
| <b>2013</b>                        | <b>912.400</b> | <b>874.086</b> | <b>5.300</b> | <b>4.042</b>  | <b>6.501</b> | <b>3.036</b> | <b>3.867</b> | <b>3.745</b> | <b>3.181</b> | <b>3.264</b> |              |              |               | <b>907.023</b> | <b>976.000</b> |
| Personal (KGr.40-41)               | 41.600         | 2.791          | 2.791        | 2.791         | 2.791        | 2.791        | 2.618        | 2.617        | 2.544        | 3.200        |              |              |               | 24.936         | 37.000         |
| Sachaufwand (KGr.42)               | 55.500         | 4.376          | 2.220        | 665           | 3.656        | 175          | 1.249        | 453          | 508          | 64           |              |              |               | 13.364         | 56.000         |
| Transferaufwand (KGr.43)           | 0              | 0              | 0            | 0             | 0            | 0            | 0            | 0            | 0            | 0            |              |              |               | 0              | 0              |
| sonstige (KGr.44)                  | 3.800          | 119            | 289          | 586           | 54           | 70           | 0            | 675          | 130          | 0            |              |              |               | 1.923          | 4.000          |
| Abschreibungen, Zinsen (KGr.45-47) | 9.200          | 0              | 0            | 0             | 0            | 0            | 0            | 0            | 0            | 0            |              |              |               | 0              | 12.000         |
| ILV-Aufwand (KGr.48)               | 802.300        | 866.800        | 0            | 0             | 0            | 0            | 0            | 0            | 0            | 0            |              |              |               | 866.800        | 867.000        |
| außerordentlich (KGr.50-59)        | 0              | 0              | 0            | 0             | 0            | 0            | 0            | 0            | 0            | 0            |              |              |               | 0              | 0              |
| <b>2012</b>                        | <b>831.300</b> | <b>811.738</b> | <b>4.700</b> | <b>15.065</b> | <b>7.069</b> | <b>4.420</b> | <b>4.842</b> | <b>6.064</b> | <b>9.384</b> | <b>7.589</b> | <b>5.403</b> | <b>9.473</b> | <b>-1.132</b> | <b>884.618</b> |                |
| <b>2011</b>                        | <b>851.800</b> | <b>758.432</b> | <b>6.712</b> | <b>5.526</b>  | <b>6.747</b> | <b>8.088</b> | <b>5.856</b> | <b>4.926</b> | <b>3.900</b> | <b>3.903</b> | <b>7.914</b> | <b>9.902</b> | <b>50.101</b> | <b>872.006</b> |                |

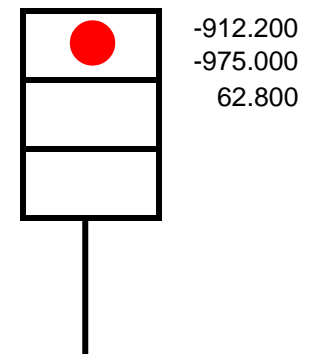
Entwicklung Erträge



Entwicklung Aufwendungen



Prognose  
Produktbudget:



Produkt:

21501200

Schulverwaltung RS Hohenhameln

Stand Ende:

September 2013

Verantwortlich: Herr Göldner

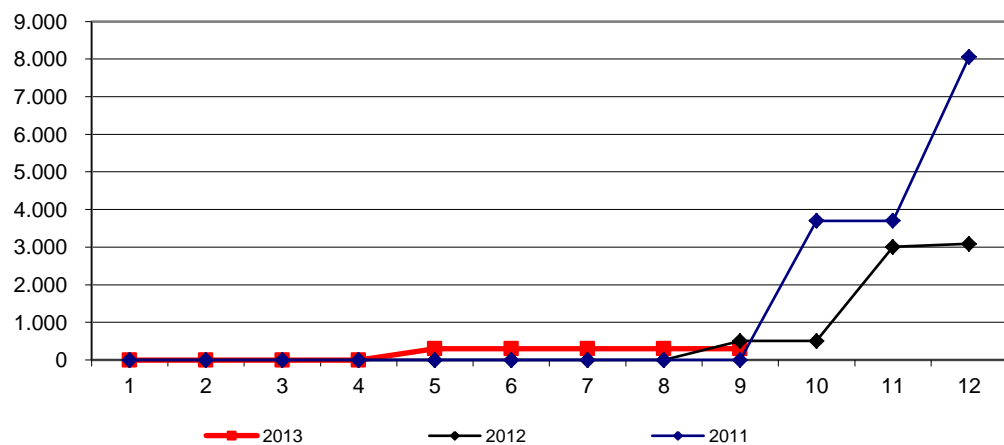
**Erträge**

|                             | Plan         | Januar   | Februar  | März     | April    | Mai        | Juni     | Juli     | August   | September | Oktober | November | Dezember | Ergebnis   | Prognose     |
|-----------------------------|--------------|----------|----------|----------|----------|------------|----------|----------|----------|-----------|---------|----------|----------|------------|--------------|
| <b>2013</b>                 | <b>4.600</b> | <b>0</b> | <b>0</b> | <b>0</b> | <b>0</b> | <b>300</b> | <b>0</b> | <b>0</b> | <b>0</b> | <b>0</b>  |         |          |          | <b>300</b> | <b>4.000</b> |
| ordentlich (KGr.30-37)      | 4.400        | 0        | 0        | 0        | 0        | 0          | 0        | 0        | 0        | 0         |         |          |          | 0          | 4.000        |
| außerordentlich (KGr.50-59) | 0            | 0        | 0        | 0        | 0        | 300        | 0        | 0        | 0        | 0         |         |          |          | 300        | 0            |
| ILV-Erträge (KGr.38)        | 200          | 0        | 0        | 0        | 0        | 0          | 0        | 0        | 0        | 0         |         |          |          | 0          | 0            |
| 2012                        | 300          | 0        | 0        | 0        | 0        | 0          | 0        | 0        | 0        | 507       | 0       | 2.500    | 83       | 3.090      |              |
| 2011                        | 300          | 0        | 0        | 0        | 0        | 0          | 0        | 0        | 0        | 0         | 3.700   | 0        | 4.362    | 8.062      |              |

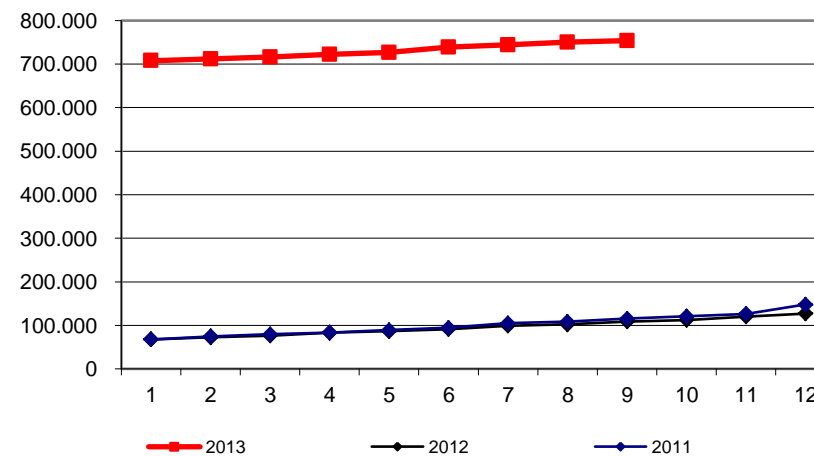
**Aufwendungen**

|                                    | Plan           | Januar         | Februar      | März         | April        | Mai          | Juni          | Juli         | August       | September    | Oktober | November | Dezember | Ergebnis       | Prognose       |
|------------------------------------|----------------|----------------|--------------|--------------|--------------|--------------|---------------|--------------|--------------|--------------|---------|----------|----------|----------------|----------------|
| <b>2013</b>                        | <b>793.900</b> | <b>707.958</b> | <b>3.663</b> | <b>4.655</b> | <b>5.873</b> | <b>4.439</b> | <b>12.293</b> | <b>5.132</b> | <b>6.192</b> | <b>3.546</b> |         |          |          | <b>753.751</b> | <b>798.000</b> |
| Personal (KGr.40-41)               | 39.400         | 2.528          | 2.528        | 2.528        | 2.528        | 2.528        | 2.528         | 2.556        | 2.853        | 2.914        |         |          |          | 23.492         | 35.000         |
| Sachaufwand (KGr.42)               | 25.900         | 4.307          | 914          | 1.237        | 2.262        | 1.593        | 494           | 1.171        | 3.104        | 366          |         |          |          | 15.448         | 29.000         |
| Transferaufwand (KGr.43)           | 0              | 0              | 0            | 0            | 0            | 0            | 0             | 0            | 0            | 0            |         |          |          | 0              | 0              |
| sonstige (KGr.44)                  | 13.700         | 710            | 221          | 890          | 1.077        | 317          | 9.271         | 1.405        | 234          | 267          |         |          |          | 14.392         | 17.000         |
| Abschreibungen, Zinsen (KGr.45-47) | 14.500         | 0              | 0            | 0            | 0            | 0            | 0             | 0            | 0            | 0            |         |          |          | 0              | 17.000         |
| ILV-Aufwand (KGr.48)               | 700.400        | 700.400        | 0            | 0            | 0            | 0            | 0             | 0            | 0            | 0            |         |          |          | 700.400        | 700.000        |
| außerordentlich (KGr.50-59)        | 0              | 13             | 0            | 0            | 6            | 0            | 0             | 0            | 0            | 0            |         |          |          | 19             | 0              |
| 2012                               | 784.000        | 67.620         | 4.908        | 3.983        | 6.668        | 3.543        | 4.401         | 8.007        | 3.115        | 6.541        | 3.677   | 7.816    | 6.793    | 127.072        |                |
| 2011                               | 145.600        | 67.737         | 6.795        | 5.126        | 3.987        | 5.322        | 5.498         | 10.503       | 3.420        | 7.170        | 4.951   | 5.625    | 21.620   | 147.755        |                |

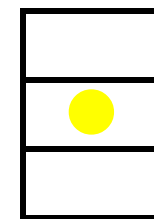
Entwicklung Erträge



Entwicklung Aufwendungen



Prognose  
Produktbudget:



-789.300  
-794.000  
4.700

Produkt:

21501300

Schulverwaltung RS Ilsede

Stand Ende:

September 2013

Verantwortlich: Herr Göldner

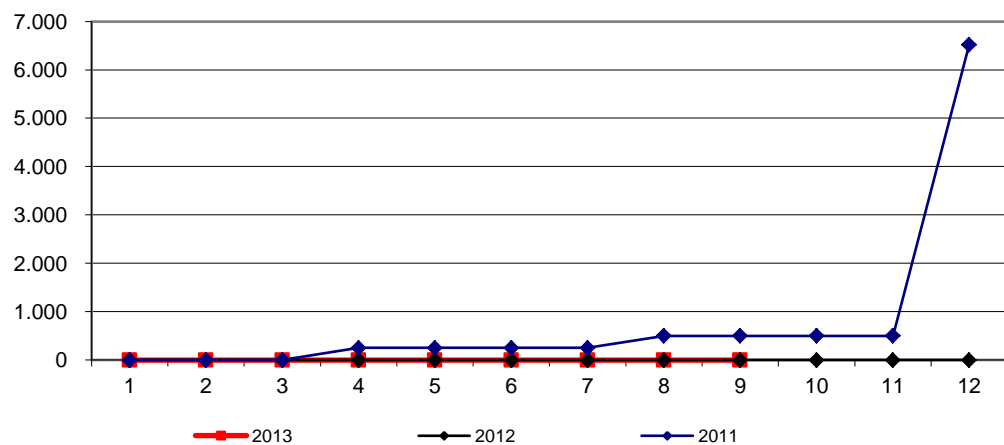
**Erträge**

|                             | Plan         | Januar   | Februar  | März     | April    | Mai      | Juni     | Juli     | August   | September | Oktober | November | Dezember | Ergebnis | Prognose     |
|-----------------------------|--------------|----------|----------|----------|----------|----------|----------|----------|----------|-----------|---------|----------|----------|----------|--------------|
| <b>2013</b>                 | <b>6.000</b> | <b>0</b> | <b>0</b> | <b>0</b> | <b>0</b> | <b>0</b> | <b>0</b> | <b>0</b> | <b>0</b> | <b>0</b>  |         |          |          | <b>0</b> | <b>6.000</b> |
| ordentlich (KGr.30-37)      | 5.800        | 0        | 0        | 0        | 0        | 0        | 0        | 0        | 0        | 0         |         |          |          | 0        | 6.000        |
| außerordentlich (KGr.50-59) | 0            | 0        | 0        | 0        | 0        | 0        | 0        | 0        | 0        | 0         |         |          |          | 0        | 0            |
| ILV-Erträge (KGr.38)        | 200          | 0        | 0        | 0        | 0        | 0        | 0        | 0        | 0        | 0         |         |          |          | 0        | 0            |
| 2012                        | 200          | 0        | 0        | 0        | 0        | 0        | 0        | 0        | 0        | 0         | 0       | 0        | 0        | 0        | 0            |
| 2011                        | 200          | 0        | 0        | 0        | 250      | 0        | 0        | 0        | 250      | 0         | 0       | 0        | 6.022    | 6.522    |              |

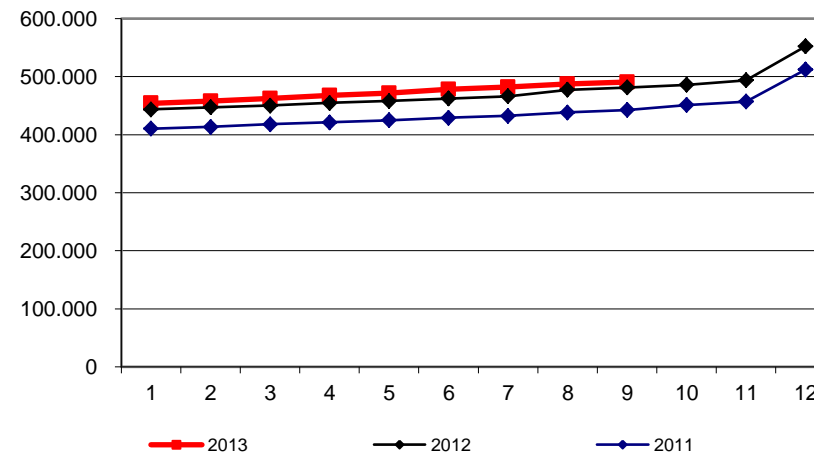
**Aufwendungen**

|                                    | Plan           | Januar         | Februar      | März         | April        | Mai          | Juni         | Juli         | August       | September    | Oktober | November | Dezember | Ergebnis       | Prognose       |
|------------------------------------|----------------|----------------|--------------|--------------|--------------|--------------|--------------|--------------|--------------|--------------|---------|----------|----------|----------------|----------------|
| <b>2013</b>                        | <b>535.100</b> | <b>454.225</b> | <b>3.810</b> | <b>4.470</b> | <b>5.132</b> | <b>3.793</b> | <b>6.565</b> | <b>4.349</b> | <b>5.088</b> | <b>2.951</b> |         |          |          | <b>490.382</b> | <b>543.000</b> |
| Personal (KGr.40-41)               | 33.000         | 3.821          | 2.879        | 2.879        | 3.476        | 2.879        | 2.879        | 2.812        | 2.762        | 2.599        |         |          |          | 26.986         | 38.000         |
| Sachaufwand (KGr.42)               | 26.900         | 1.584          | 438          | 650          | 1.053        | 254          | 2.335        | 659          | 2.051        | 204          |         |          |          | 9.229          | 27.000         |
| Transferaufwand (KGr.43)           | 0              | 0              | 0            | 0            | 0            | 0            | 0            | 0            | 0            | 0            |         |          |          | 0              | 0              |
| sonstige (KGr.44)                  | 5.300          | 588            | 493          | 451          | 491          | 659          | 545          | 340          | 275          | 148          |         |          |          | 3.990          | 9.000          |
| Abschreibungen, Zinsen (KGr.45-47) | 21.200         | 0              | 0            | 0            | 0            | 0            | 0            | 0            | 0            | 0            |         |          |          | 0              | 19.000         |
| ILV-Aufwand (KGr.48)               | 448.700        | 448.200        | 0            | 490          | 111          | 0            | 805          | 538          | 0            | 0            |         |          |          | 450.144        | 450.000        |
| außerordentlich (KGr.50-59)        | 0              | 33             | 0            | 0            | 0            | 0            | 0            | 0            | 0            | 0            |         |          |          | 33             | 0              |
| 2012                               | 513.700        | 443.427        | 3.605        | 3.163        | 4.437        | 3.350        | 4.218        | 3.882        | 11.380       | 3.956        | 4.619   | 7.698    | 58.518   | 552.252        |                |
| 2011                               | 476.500        | 410.298        | 2.979        | 4.779        | 3.068        | 3.819        | 4.032        | 3.335        | 6.106        | 3.984        | 8.635   | 6.138    | 54.943   | 512.117        |                |

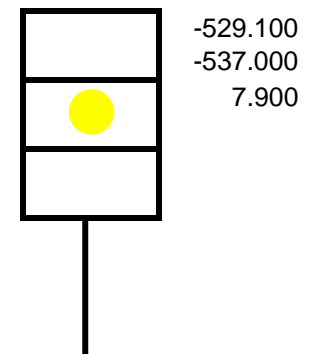
Entwicklung Erträge



Entwicklung Aufwendungen



Prognose  
Produktbudget:



Produkt:

21501400

Schulverwaltung RS Lengede

Verantwortlich: Herr Göldner

Stand Ende:

September 2013

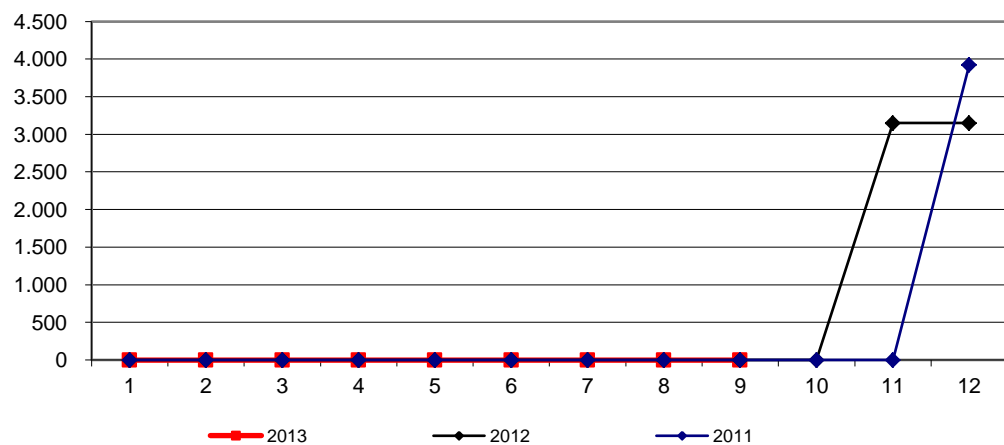
**Erträge**

|                             | Plan       | Januar   | Februar  | März     | April    | Mai      | Juni     | Juli     | August   | September | Oktober | November | Dezember | Ergebnis | Prognose |
|-----------------------------|------------|----------|----------|----------|----------|----------|----------|----------|----------|-----------|---------|----------|----------|----------|----------|
| <b>2013</b>                 | <b>200</b> | <b>0</b> | <b>0</b> | <b>0</b> | <b>0</b> | <b>0</b> | <b>0</b> | <b>0</b> | <b>0</b> | <b>0</b>  |         |          |          | <b>0</b> | <b>0</b> |
| ordentlich (KGr.30-37)      | 100        | 0        | 0        | 0        | 0        | 0        | 0        | 0        | 0        | 0         |         |          |          | 0        | 0        |
| außerordentlich (KGr.50-59) | 0          | 0        | 0        | 0        | 0        | 0        | 0        | 0        | 0        | 0         |         |          |          | 0        | 0        |
| ILV-Erträge (KGr.38)        | 100        | 0        | 0        | 0        | 0        | 0        | 0        | 0        | 0        | 0         |         |          |          | 0        | 0        |
| 2012                        | 200        | 0        | 0        | 0        | 0        | 0        | 0        | 0        | 0        | 0         | 0       | 3.150    | 0        | 3.150    |          |
| 2011                        | 200        | 0        | 0        | 0        | 0        | 0        | 0        | 0        | 0        | 0         | 0       | 0        | 3.921    | 3.921    |          |

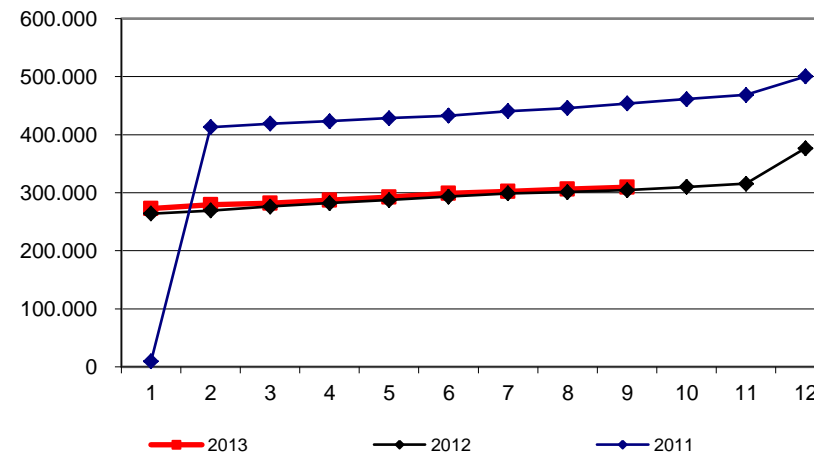
**Aufwendungen**

|                                    | Plan           | Januar         | Februar      | März         | April        | Mai          | Juni         | Juli         | August       | September    | Oktober | November | Dezember | Ergebnis       | Prognose       |
|------------------------------------|----------------|----------------|--------------|--------------|--------------|--------------|--------------|--------------|--------------|--------------|---------|----------|----------|----------------|----------------|
| <b>2013</b>                        | <b>372.600</b> | <b>272.449</b> | <b>6.636</b> | <b>3.055</b> | <b>5.268</b> | <b>4.988</b> | <b>6.776</b> | <b>2.839</b> | <b>4.392</b> | <b>3.195</b> |         |          |          | <b>309.598</b> | <b>350.000</b> |
| Personal (KGr.40-41)               | 37.700         | 1.802          | 1.802        | 1.802        | 2.378        | 3.514        | 2.277        | 1.770        | 1.794        | 3.055        |         |          |          | 20.195         | 28.000         |
| Sachaufwand (KGr.42)               | 42.200         | 2.042          | 4.573        | 1.164        | 2.547        | 1.351        | 4.435        | 951          | 2.393        | 100          |         |          |          | 19.556         | 37.000         |
| Transferaufwand (KGr.43)           | 0              | 0              | 0            | 0            | 0            | 0            | 0            | 0            | 0            | 0            |         |          |          | 0              | 0              |
| sonstige (KGr.44)                  | 4.400          | 270            | 94           | 89           | 343          | 122          | 64           | 118          | 204          | 40           |         |          |          | 1.346          | 5.000          |
| Abschreibungen, Zinsen (KGr.45-47) | 13.300         | 0              | 0            | 0            | 0            | 0            | 0            | 0            | 0            | 0            |         |          |          | 0              | 12.000         |
| ILV-Aufwand (KGr.48)               | 275.000        | 268.259        | 167          | 0            | 0            | 0            | 0            | 0            | 0            | 0            |         |          |          | 268.426        | 268.000        |
| außerordentlich (KGr.50-59)        | 0              | 75             | 0            | 0            | 0            | 0            | 0            | 0            | 0            | 0            |         |          |          | 75             | 0              |
| 2012                               | 356.500        | 264.061        | 5.117        | 7.040        | 5.912        | 5.194        | 6.010        | 5.628        | 2.306        | 3.087        | 5.817   | 5.323    | 61.104   | 376.597        |                |
| 2011                               | 479.700        | 9.787          | 403.230      | 5.907        | 4.224        | 5.209        | 4.335        | 8.074        | 5.074        | 8.022        | 7.325   | 7.256    | 31.817   | 500.261        |                |

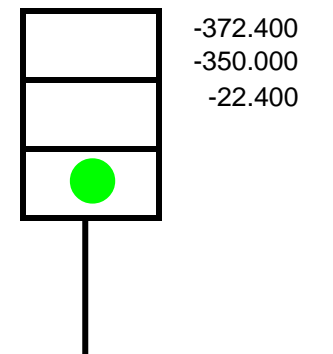
Entwicklung Erträge



Entwicklung Aufwendungen



Prognose  
Produktbudget:





Produkt:

21501500

Schulverwaltung RS Vechelde

Stand Ende:

September 2013

Verantwortlich: Herr Göldner

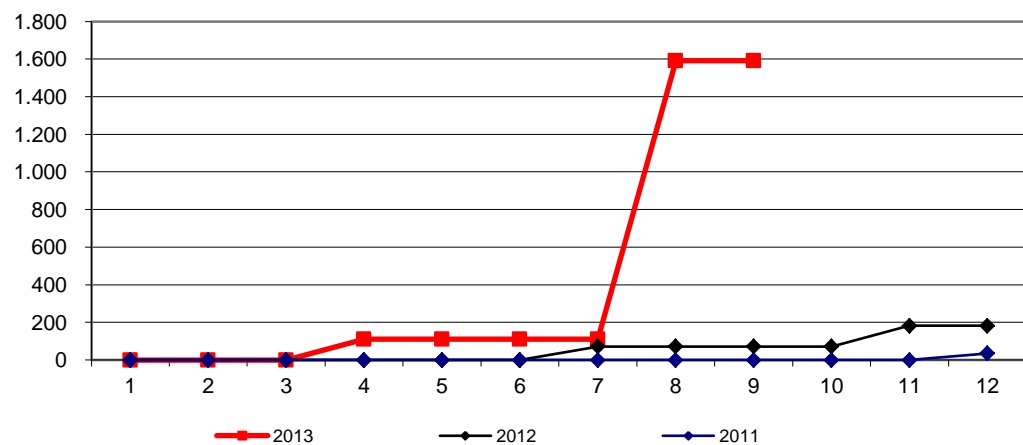
**Erträge**

|                             | Plan       | Januar   | Februar  | März     | April      | Mai      | Juni     | Juli     | August       | September | Oktober | November | Dezember | Ergebnis     | Prognose     |
|-----------------------------|------------|----------|----------|----------|------------|----------|----------|----------|--------------|-----------|---------|----------|----------|--------------|--------------|
| <b>2013</b>                 | <b>100</b> | <b>0</b> | <b>0</b> | <b>0</b> | <b>111</b> | <b>0</b> | <b>0</b> | <b>0</b> | <b>1.480</b> | <b>0</b>  |         |          |          | <b>1.591</b> | <b>2.000</b> |
| ordentlich (KGr.30-37)      | 100        | 0        | 0        | 0        | 111        | 0        | 0        | 0        | 888          | 0         |         |          |          | 999          | 1.000        |
| außerordentlich (KGr.50-59) | 0          | 0        | 0        | 0        | 0          | 0        | 0        | 0        | 592          | 0         |         |          |          | 592          | 1.000        |
| ILV-Erträge (KGr.38)        | 0          | 0        | 0        | 0        | 0          | 0        | 0        | 0        | 0            | 0         |         |          |          | 0            | 0            |
| 2012                        | 100        | 0        | 0        | 0        | 0          | 0        | 0        | 71       | 0            | 0         | 0       | 111      | 0        | 182          |              |
| 2011                        | 200        | 0        | 0        | 0        | 0          | 0        | 0        | 0        | 0            | 0         | 0       | 0        | 35       | 35           |              |

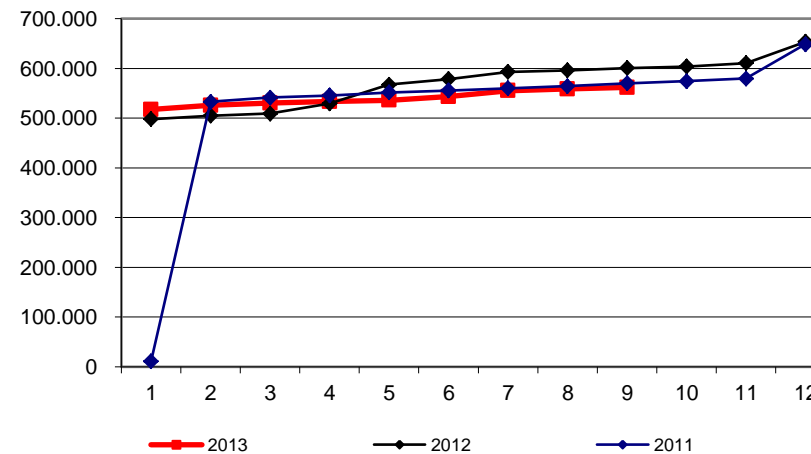
**Aufwendungen**

|                                    | Plan           | Januar         | Februar      | März         | April        | Mai          | Juni         | Juli          | August       | September    | Oktober | November | Dezember | Ergebnis       | Prognose       |
|------------------------------------|----------------|----------------|--------------|--------------|--------------|--------------|--------------|---------------|--------------|--------------|---------|----------|----------|----------------|----------------|
| <b>2013</b>                        | <b>619.800</b> | <b>516.969</b> | <b>8.675</b> | <b>4.991</b> | <b>2.636</b> | <b>2.762</b> | <b>7.435</b> | <b>11.744</b> | <b>3.076</b> | <b>3.442</b> |         |          |          | <b>561.731</b> | <b>620.000</b> |
| Personal (KGr.40-41)               | 41.000         | 1.804          | 3.543        | 492          | 1.368        | 2.407        | 2.407        | 2.407         | 2.441        | 2.441        |         |          |          | 19.312         | 29.000         |
| Sachaufwand (KGr.42)               | 48.400         | 1.588          | 4.871        | 1.960        | 1.096        | 243          | 2.396        | 9.024         | 472          | 964          |         |          |          | 22.615         | 54.000         |
| Transferaufwand (KGr.43)           | 0              | 0              | 0            | 0            | 0            | 0            | 0            | 0             | 0            | 0            |         |          |          | 0              | 0              |
| sonstige (KGr.44)                  | 5.800          | 647            | 262          | 823          | 172          | 111          | 746          | 313           | 162          | 37           |         |          |          | 3.274          | 7.000          |
| Abschreibungen, Zinsen (KGr.45-47) | 12.400         | 0              | 0            | 0            | 0            | 0            | 0            | 0             | 0            | 0            |         |          |          | 0              | 13.000         |
| ILV-Aufwand (KGr.48)               | 512.200        | 512.200        | 0            | 1.715        | 0            | 0            | 1.885        | 0             | 0            | 0            |         |          |          | 515.800        | 516.000        |
| außerordentlich (KGr.50-59)        | 0              | 730            | 0            | 0            | 0            | 0            | 0            | 0             | 0            | 0            |         |          |          | 730            | 1.000          |
| 2012                               | 595.100        | 498.148        | 6.614        | 4.308        | 20.046       | 38.102       | 10.905       | 14.961        | 2.889        | 4.660        | 3.022   | 6.720    | 43.048   | 653.421        |                |
| 2011                               | 609.300        | 11.439         | 521.422      | 8.323        | 4.339        | 6.051        | 4.018        | 4.314         | 4.295        | 5.700        | 4.256   | 5.401    | 68.834   | 648.391        |                |

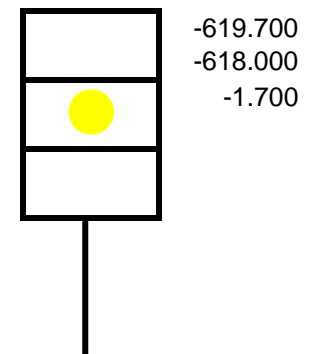
Entwicklung Erträge



Entwicklung Aufwendungen



Prognose  
Produktbudget:



Produkt:

21501600

Schulverwaltung RS Gunzelin Peine

Stand Ende:

September 2013

Verantwortlich: Herr Göldner

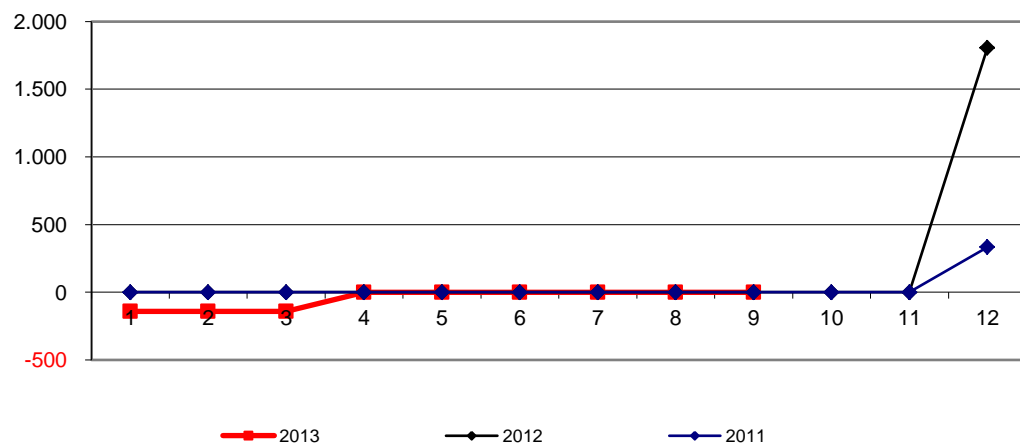
**Erträge**

|                             | Plan     | Januar      | Februar  | März     | April      | Mai      | Juni     | Juli     | August   | September | Oktober | November | Dezember | Ergebnis | Prognose     |
|-----------------------------|----------|-------------|----------|----------|------------|----------|----------|----------|----------|-----------|---------|----------|----------|----------|--------------|
| <b>2013</b>                 | <b>0</b> | <b>-140</b> | <b>0</b> | <b>0</b> | <b>140</b> | <b>0</b> | <b>0</b> | <b>0</b> | <b>0</b> | <b>0</b>  |         |          |          | <b>0</b> | <b>2.000</b> |
| ordentlich (KGr.30-37)      | 0        | -140        | 0        | 0        | 140        | 0        | 0        | 0        | 0        | 0         |         |          |          | 0        | 0            |
| außerordentlich (KGr.50-59) | 0        | 0           | 0        | 0        | 0          | 0        | 0        | 0        | 0        | 0         |         |          |          | 0        | 0            |
| ILV-Erträge (KGr.38)        | 0        | 0           | 0        | 0        | 0          | 0        | 0        | 0        | 0        | 0         |         |          |          | 0        | 2.000        |
| 2012                        | 0        | 0           | 0        | 0        | 0          | 0        | 0        | 0        | 0        | 0         | 0       | 0        | 1.806    | 1.806    |              |
| 2011                        | 0        | 0           | 0        | 0        | 0          | 0        | 0        | 0        | 0        | 0         | 0       | 0        | 333      | 333      |              |

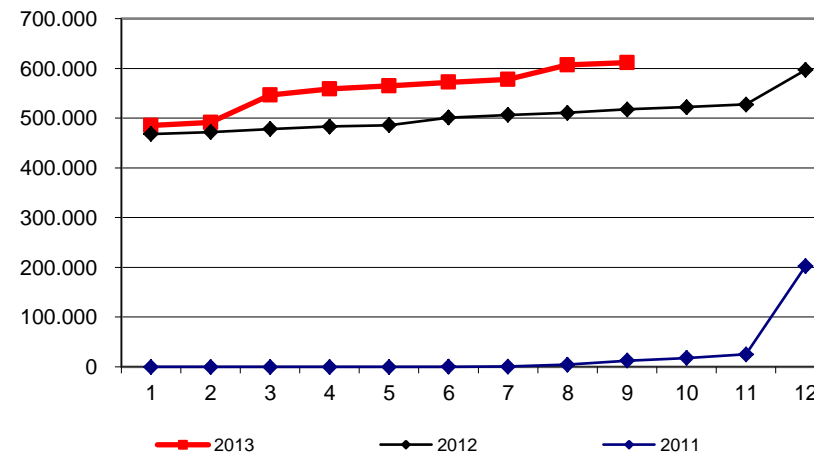
**Aufwendungen**

|                                    | Plan           | Januar         | Februar      | März          | April         | Mai          | Juni         | Juli         | August        | September    | Oktober | November | Dezember | Ergebnis       | Prognose       |
|------------------------------------|----------------|----------------|--------------|---------------|---------------|--------------|--------------|--------------|---------------|--------------|---------|----------|----------|----------------|----------------|
| <b>2013</b>                        | <b>592.200</b> | <b>484.935</b> | <b>6.480</b> | <b>54.853</b> | <b>12.159</b> | <b>6.484</b> | <b>7.127</b> | <b>5.882</b> | <b>29.075</b> | <b>4.269</b> |         |          |          | <b>611.266</b> | <b>652.000</b> |
| Personal (KGr.40-41)               | 52.700         | 2.556          | 2.556        | 2.556         | 2.556         | 2.556        | 2.556        | 2.556        | 3.507         | 3.573        |         |          |          | 24.974         | 39.000         |
| Sachaufwand (KGr.42)               | 45.500         | 4.911          | 3.534        | 1.095         | 3.168         | 3.158        | 3.382        | 906          | 1.659         | 579          |         |          |          | 22.394         | 46.000         |
| Transferaufwand (KGr.43)           | 0              | 0              | 0            | 0             | 0             | 0            | 0            | 0            | 0             | 0            |         |          |          | 0              | 0              |
| sonstige (KGr.44)                  | 8.500          | 1.255          | 390          | 51.201        | 6.435         | 769          | 1.189        | 2.420        | 23.909        | 117          |         |          |          | 87.685         | 88.000         |
| Abschreibungen, Zinsen (KGr.45-47) | 10.000         | 0              | 0            | 0             | 0             | 0            | 0            | 0            | 0             | 0            |         |          |          | 0              | 2.000          |
| ILV-Aufwand (KGr.48)               | 475.500        | 475.000        | 0            | 0             | 0             | 0            | 0            | 0            | 0             | 0            |         |          |          | 475.000        | 476.000        |
| außerordentlich (KGr.50-59)        | 0              | 1.213          | 0            | 0             | 0             | 0            | 0            | 0            | 0             | 0            |         |          |          | 1.213          | 1.000          |
| 2012                               | 577.300        | 468.278        | 3.590        | 6.374         | 4.693         | 2.973        | 15.118       | 5.229        | 4.279         | 6.986        | 4.436   | 5.497    | 69.105   | 596.559        |                |
| 2011                               | 98.100         | 0              | 0            | 0             | 0             | 0            | 120          | 516          | 3.987         | 7.863        | 5.360   | 7.165    | 177.528  | 202.538        |                |

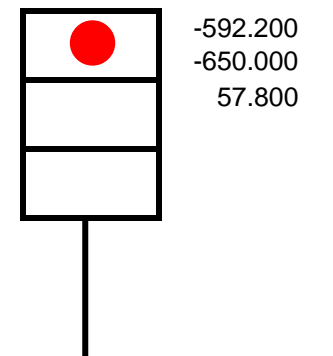
Entwicklung Erträge



Entwicklung Aufwendungen

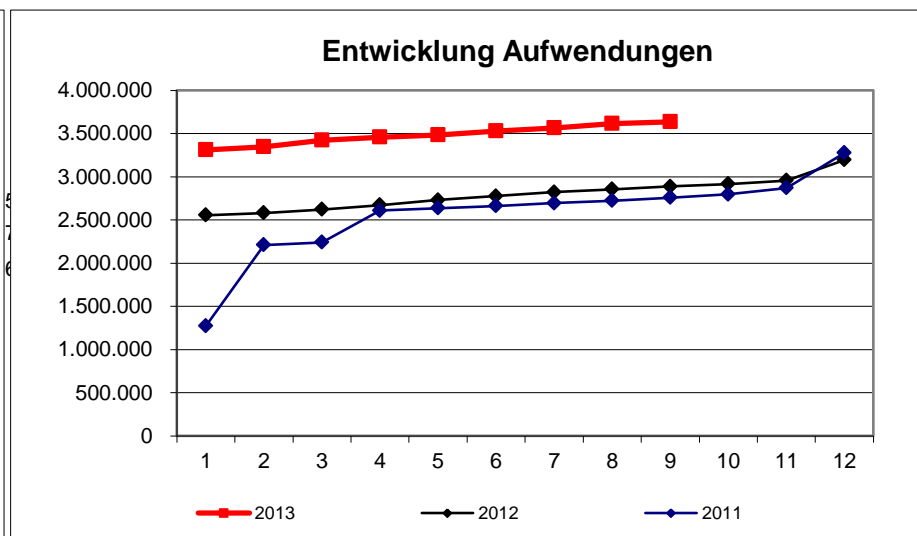
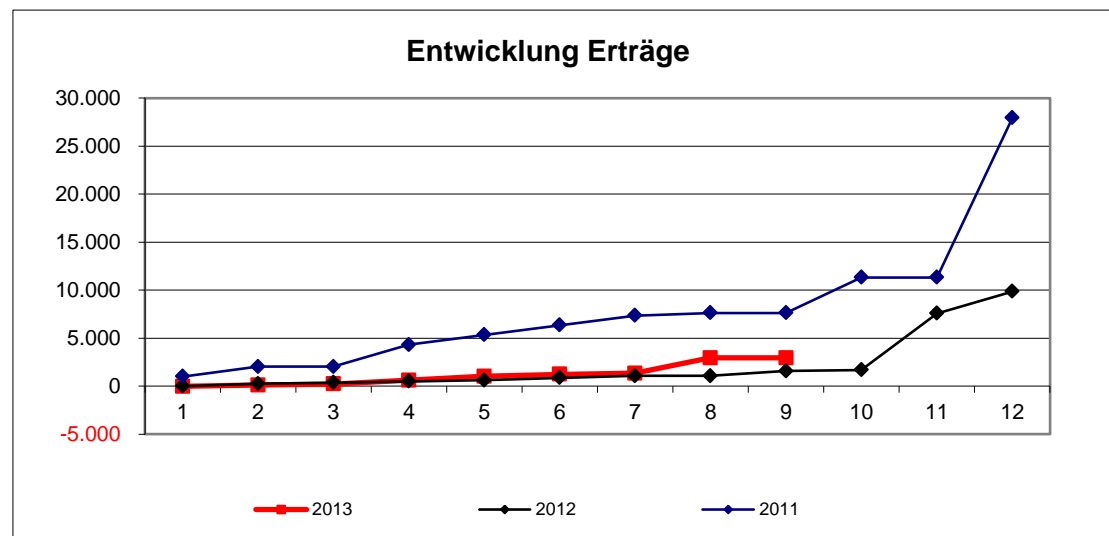


Prognose  
Produktbudget:

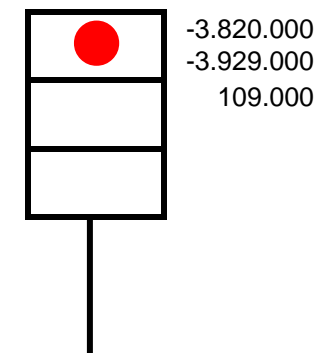


| Erträge                     |               |            |            |            |            |            |            |            |              |           |         |          |          |              |               |
|-----------------------------|---------------|------------|------------|------------|------------|------------|------------|------------|--------------|-----------|---------|----------|----------|--------------|---------------|
|                             | Plan          | Januar     | Februar    | März       | April      | Mai        | Juni       | Juli       | August       | September | Oktober | November | Dezember | Ergebnis     | Prognose      |
| <b>2013</b>                 | <b>11.100</b> | <b>-15</b> | <b>125</b> | <b>125</b> | <b>376</b> | <b>425</b> | <b>185</b> | <b>125</b> | <b>1.605</b> | <b>0</b>  |         |          |          | <b>2.951</b> | <b>15.000</b> |
| ordentlich (KGr.30-37)      | 10.500        | -15        | 125        | 125        | 376        | 425        | 185        | 125        | 1.013        | 0         |         |          |          | 2.059        | 12.000        |
| außerordentlich (KGr.50-59) | 0             | 0          | 0          | 0          | 0          | 300        | 0          | 0          | 592          | 0         |         |          |          | 892          | 1.000         |
| ILV-Erträge (KGr.38)        | 600           | 0          | 0          | 0          | 0          | 0          | 0          | 0          | 0            | 0         |         |          |          | 0            | 2.000         |
| 2012                        | 1.000         | 0          | 250        | 125        | 125        | 125        | 250        | 196        | 0            | 507       | 125     | 5.886    | 2.263    | 9.852        |               |
| 2011                        | 1.100         | 1.016      | 1.016      | 0          | 2.282      | 1.016      | 1.016      | 1.016      | 250          | 0         | 3.700   | 0        | 16.634   | 27.947       |               |

| Aufwendungen                       |                  |                  |               |               |               |               |               |               |               |               |         |          |          |                  |                  |
|------------------------------------|------------------|------------------|---------------|---------------|---------------|---------------|---------------|---------------|---------------|---------------|---------|----------|----------|------------------|------------------|
|                                    | Plan             | Januar           | Februar       | März          | April         | Mai           | Juni          | Juli          | August        | September     | Oktober | November | Dezember | Ergebnis         | Prognose         |
| <b>2013</b>                        | <b>3.831.100</b> | <b>3.310.623</b> | <b>34.565</b> | <b>76.412</b> | <b>37.569</b> | <b>25.501</b> | <b>44.063</b> | <b>34.581</b> | <b>51.003</b> | <b>20.667</b> |         |          |          | <b>3.634.984</b> | <b>3.944.000</b> |
| Personal (KGr.40-41)               | 245.400          | 15.303           | 16.100        | 13.050        | 15.097        | 16.676        | 15.266        | 14.719        | 15.901        | 17.782        |         |          |          | 139.895          | 206.000          |
| Sachaufwand (KGr.42)               | 244.400          | 18.808           | 16.550        | 7.117         | 13.782        | 6.775         | 14.291        | 13.165        | 10.187        | 2.277         |         |          |          | 102.952          | 249.000          |
| Transferaufwand (KGr.43)           | 0                | 0                | 0             | 0             | 0             | 0             | 0             | 0             | 0             | 0             |         |          |          | 0                | 0                |
| sonstige (KGr.44)                  | 46.600           | 3.590            | 1.748         | 54.040        | 8.572         | 2.049         | 11.816        | 6.160         | 24.914        | 609           |         |          |          | 113.498          | 135.000          |
| Abschreibungen, Zinsen (KGr.45-47) | 80.600           | 0                | 0             | 0             | 0             | 0             | 0             | 0             | 0             | 0             |         |          |          | 0                | 75.000           |
| ILV-Aufwand (KGr.48)               | 3.214.100        | 3.270.859        | 167           | 2.205         | 111           | 0             | 2.690         | 538           | 0             | 0             |         |          |          | 3.276.570        | 3.277.000        |
| außerordentlich (KGr.50-59)        | 0                | 2.063            | 0             | 0             | 6             | 0             | 0             | 0             | 0             | 0             |         |          |          | 2.069            | 2.000            |
| 2012                               | 3.663.000        | 2.553.271        | 28.534        | 39.934        | 48.825        | 58.874        | 45.495        | 45.991        | 33.353        | 32.820        | 26.974  | 42.527   | 237.436  | 3.194.033        |                  |
| 2011                               | 3.276.100        | 1.270.235        | 941.139       | 29.661        | 367.136       | 28.489        | 23.859        | 33.147        | 26.782        | 36.642        | 38.441  | 73.134   | 404.843  | 3.273.507        |                  |



Prognose  
Produktbudget:



| Leistungsumfang:  |                      |      |                             |          |
|---|----------------------|------|-----------------------------|----------|
| Leistung  |                      | Plan | Stand Berichtsmonat lt. KLR | Prognose |
| Betrieb Realschule Edemissen                            | Schülerinnen/Schüler | 403  | 359                         | 359      |
| Betrieb Realschule Hohenhameln                          | Schülerinnen/Schüler | 322  | 315                         | 315      |
| Betrieb Realschule Ilsede                               | Schülerinnen/Schüler | 447  | 452                         | 452      |
| Betrieb Realschule Lengede                              | Schülerinnen/Schüler | 223  | 148                         | 148      |
| Betrieb Realschule Vechelde                             | Schülerinnen/Schüler | 321  | 319                         | 319      |
| Betrieb Gunzelin Realschule Peine                       | Schülerinnen/Schüler | 572  | 561                         | 561      |
| Sachkostenausgleichszahlungen für RS Stadt Braunschweig | Schülerinnen/Schüler | 0    | 0                           | 0        |
| Sachkostenausgleichszahlungen für RS sonst.Schulträger  | Schülerinnen/Schüler | 1    | 1                           | 1        |

**Erläuterung/Prognose:**  
Die Mittel für die Sanierung des FUR in der Gunzelin-Realschule wurden im Finanzhaushalt eingeplant, können aber nur zum Teil aus diesem gezahlt werden. Es werden ca. 65.000€ aus dem Ergebnishaushalt zu zahlen sein. Erste Zahlungen in Höhe von rd. 25.000€ sind bisher geleistet worden.

Produkt:

21601000

Schulverwaltung Haupt- und Realschulen allgemein

Stand Ende:

September 2013

Verantwortlich: Herr Göldner

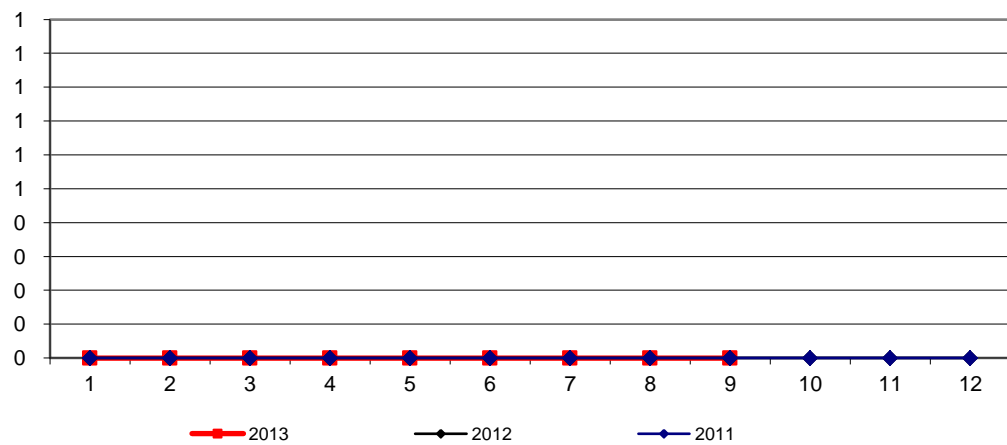
**Erträge**

|                             | Plan     | Januar   | Februar  | März     | April    | Mai      | Juni     | Juli     | August   | September | Oktober | November | Dezember | Ergebnis | Prognose |
|-----------------------------|----------|----------|----------|----------|----------|----------|----------|----------|----------|-----------|---------|----------|----------|----------|----------|
| <b>2013</b>                 | <b>0</b> | <b>0</b> | <b>0</b> | <b>0</b> | <b>0</b> | <b>0</b> | <b>0</b> | <b>0</b> | <b>0</b> | <b>0</b>  |         |          |          | <b>0</b> | <b>0</b> |
| ordentlich (KGr.30-37)      | 0        | 0        | 0        | 0        | 0        | 0        | 0        | 0        | 0        | 0         |         |          |          | 0        | 0        |
| außerordentlich (KGr.50-59) | 0        | 0        | 0        | 0        | 0        | 0        | 0        | 0        | 0        | 0         |         |          |          | 0        | 0        |
| ILV-Erträge (KGr.38)        | 0        | 0        | 0        | 0        | 0        | 0        | 0        | 0        | 0        | 0         |         |          |          | 0        | 0        |
| 2012                        | 0        | 0        | 0        | 0        | 0        | 0        | 0        | 0        | 0        | 0         | 0       | 0        | 0        | 0        | 0        |
| 2011                        | 0        | 0        | 0        | 0        | 0        | 0        | 0        | 0        | 0        | 0         | 0       | 0        | 0        | 0        | 0        |

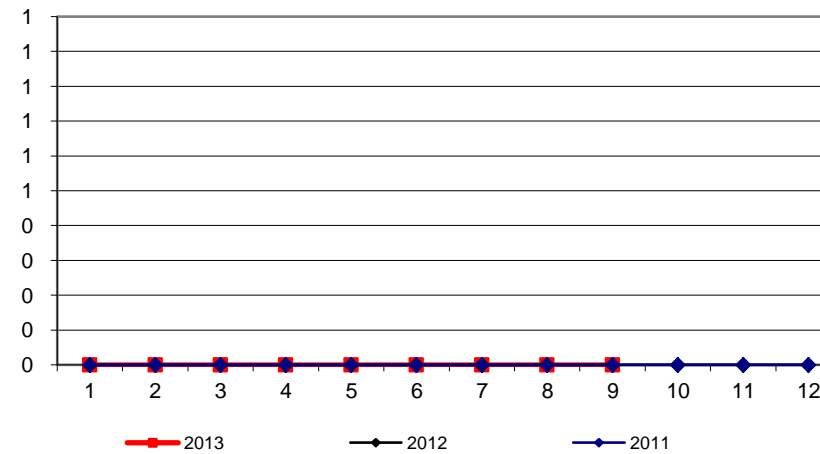
**Aufwendungen**

|                                    | Plan     | Januar   | Februar  | März     | April    | Mai      | Juni     | Juli     | August   | September | Oktober | November | Dezember | Ergebnis | Prognose |
|------------------------------------|----------|----------|----------|----------|----------|----------|----------|----------|----------|-----------|---------|----------|----------|----------|----------|
| <b>2013</b>                        | <b>0</b> | <b>0</b> | <b>0</b> | <b>0</b> | <b>0</b> | <b>0</b> | <b>0</b> | <b>0</b> | <b>0</b> | <b>0</b>  |         |          |          | <b>0</b> | <b>0</b> |
| Personal (KGr.40-41)               | 0        | 0        | 0        | 0        | 0        | 0        | 0        | 0        | 0        | 0         |         |          |          | 0        | 0        |
| Sachaufwand (KGr.42)               | 0        | 0        | 0        | 0        | 0        | 0        | 0        | 0        | 0        | 0         |         |          |          | 0        | 0        |
| Transferaufwand (KGr.43)           | 0        | 0        | 0        | 0        | 0        | 0        | 0        | 0        | 0        | 0         |         |          |          | 0        | 0        |
| sonstige (KGr.44)                  | 0        | 0        | 0        | 0        | 0        | 0        | 0        | 0        | 0        | 0         |         |          |          | 0        | 0        |
| Abschreibungen, Zinsen (KGr.45-47) | 0        | 0        | 0        | 0        | 0        | 0        | 0        | 0        | 0        | 0         |         |          |          | 0        | 0        |
| ILV-Aufwand (KGr.48)               | 0        | 0        | 0        | 0        | 0        | 0        | 0        | 0        | 0        | 0         |         |          |          | 0        | 0        |
| außerordentlich (KGr.50-59)        | 0        | 0        | 0        | 0        | 0        | 0        | 0        | 0        | 0        | 0         |         |          |          | 0        | 0        |
| 2012                               | 0        | 0        | 0        | 0        | 0        | 0        | 0        | 0        | 0        | 0         | 0       | 0        | 0        | 0        | 0        |
| 2011                               | 0        | 0        | 0        | 0        | 0        | 0        | 0        | 0        | 0        | 0         | 0       | 0        | 0        | 0        | 0        |

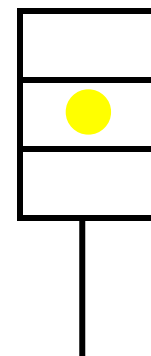
Entwicklung Erträge



Entwicklung Aufwendungen



Prognose  
Produktbudget:



0  
0  
0

Produkt:

21601100

Schulverwaltung Oberschule Wendeburg

Stand Ende:

September 2013

Verantwortlich: Herr Göldner

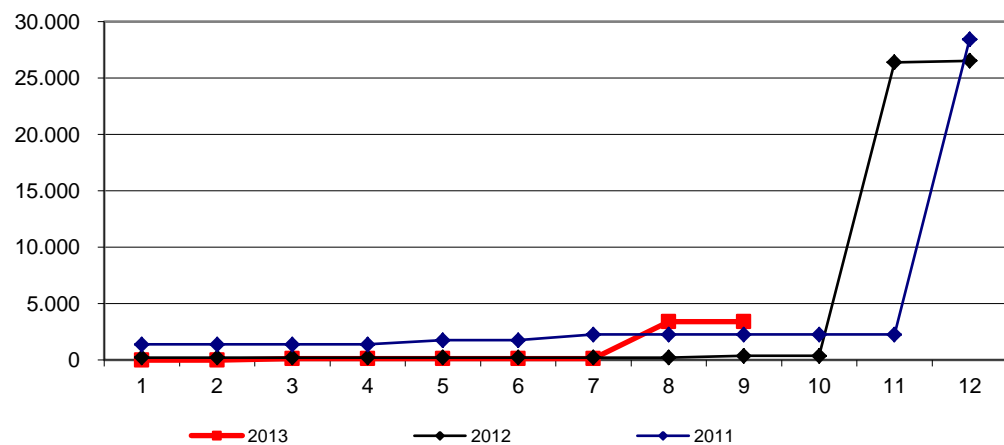
**Erträge**

|                             | Plan         | Januar   | Februar  | März       | April    | Mai      | Juni     | Juli     | August       | September | Oktober | November | Dezember | Ergebnis     | Prognose     |
|-----------------------------|--------------|----------|----------|------------|----------|----------|----------|----------|--------------|-----------|---------|----------|----------|--------------|--------------|
| <b>2013</b>                 | <b>1.000</b> | <b>0</b> | <b>0</b> | <b>107</b> | <b>0</b> | <b>0</b> | <b>0</b> | <b>0</b> | <b>3.290</b> | <b>0</b>  |         |          |          | <b>3.397</b> | <b>3.000</b> |
| ordentlich (KGr.30-37)      | 1.000        | 0        | 0        | 107        | 0        | 0        | 0        | 0        | 1.974        | 0         |         |          |          | 2.081        | 2.000        |
| außerordentlich (KGr.50-59) | 0            | 0        | 0        | 0          | 0        | 0        | 0        | 0        | 1.316        | 0         |         |          |          | 1.316        | 1.000        |
| ILV-Erträge (KGr.38)        | 0            | 0        | 0        | 0          | 0        | 0        | 0        | 0        | 0            | 0         |         |          |          | 0            | 0            |
| 2012                        | 1.000        | 209      | 0        | 0          | 0        | 0        | 0        | 0        | 0            | 165       | 0       | 26.000   | 151      | 26.524       |              |
| 2011                        | 1.100        | 1.375    | 0        | 0          | 0        | 375      | 0        | 510      | 0            | 0         | 0       | 0        | 26.158   | 28.418       |              |

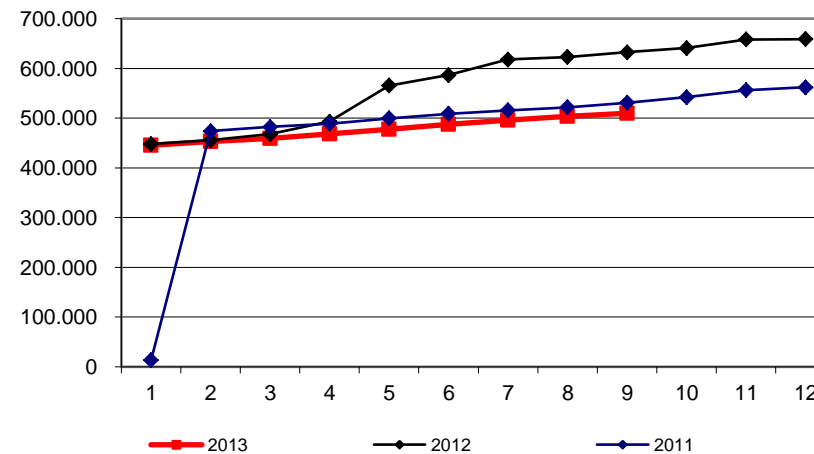
**Aufwendungen**

|                                    | Plan           | Januar         | Februar      | März         | April        | Mai          | Juni          | Juli         | August       | September    | Oktober | November | Dezember | Ergebnis       | Prognose       |
|------------------------------------|----------------|----------------|--------------|--------------|--------------|--------------|---------------|--------------|--------------|--------------|---------|----------|----------|----------------|----------------|
| <b>2013</b>                        | <b>564.500</b> | <b>445.110</b> | <b>7.911</b> | <b>6.287</b> | <b>8.689</b> | <b>9.168</b> | <b>10.443</b> | <b>8.176</b> | <b>7.721</b> | <b>6.343</b> |         |          |          | <b>509.847</b> | <b>568.000</b> |
| Personal (KGr.40-41)               | 70.000         | 4.709          | 4.709        | 4.709        | 5.702        | 5.718        | 4.709         | 4.709        | 5.191        | 5.144        |         |          |          | 45.298         | 69.000         |
| Sachaufwand (KGr.42)               | 41.600         | 5.918          | 2.826        | 1.435        | 2.567        | 3.063        | 2.770         | 3.180        | 1.962        | 1.135        |         |          |          | 24.856         | 43.000         |
| Transferaufwand (KGr.43)           | 0              | 0              | 0            | 0            | 0            | 0            | 0             | 0            | 0            | 0            |         |          |          | 0              | 0              |
| sonstige (KGr.44)                  | 3.900          | 461            | 377          | 144          | 420          | 387          | 2.964         | 161          | 568          | 64           |         |          |          | 5.546          | 6.000          |
| Abschreibungen, Zinsen (KGr.45-47) | 14.800         | 0              | 0            | 0            | 0            | 0            | 0             | 0            | 0            | 0            |         |          |          | 0              | 16.000         |
| ILV-Aufwand (KGr.48)               | 434.200        | 434.000        | 0            | 0            | 0            | 0            | 0             | 0            | 0            | 0            |         |          |          | 434.000        | 434.000        |
| außerordentlich (KGr.50-59)        | 0              | 22             | 0            | 0            | 0            | 0            | 0             | 126          | 0            | 0            |         |          |          | 147            | 0              |
| 2012                               | 559.300        | 447.748        | 7.614        | 12.261       | 25.344       | 72.194       | 21.341        | 31.404       | 4.815        | 9.694        | 8.379   | 17.034   | 988      | 658.815        |                |
| 2011                               | 565.800        | 13.528         | 460.361      | 8.337        | 6.406        | 11.017       | 8.940         | 7.038        | 6.116        | 9.022        | 11.115  | 14.343   | 5.571    | 561.794        |                |

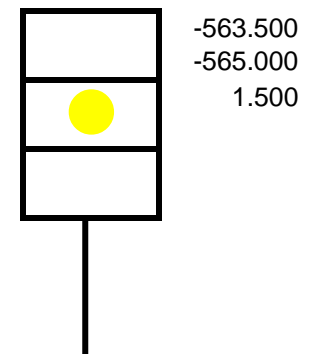
Entwicklung Erträge



Entwicklung Aufwendungen



Prognose  
Produktbudget:



Produkt:

21601200

Schulverwaltung HRS BWS Peine

Stand Ende:

September 2013

Verantwortlich: Herr Göldner

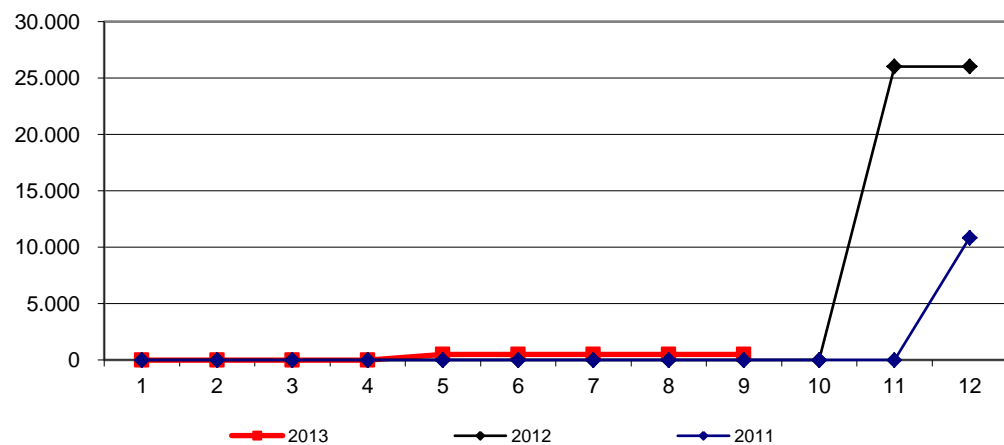
**Erträge**

|                             | Plan     | Januar   | Februar  | März     | April    | Mai        | Juni     | Juli     | August   | September | Oktober  | November      | Dezember      | Ergebnis      | Prognose     |
|-----------------------------|----------|----------|----------|----------|----------|------------|----------|----------|----------|-----------|----------|---------------|---------------|---------------|--------------|
| <b>2013</b>                 | <b>0</b> | <b>0</b> | <b>0</b> | <b>0</b> | <b>0</b> | <b>500</b> | <b>0</b> | <b>0</b> | <b>0</b> | <b>0</b>  |          |               |               | <b>500</b>    | <b>1.000</b> |
| ordentlich (KGr.30-37)      | 0        | 0        | 0        | 0        | 0        | 500        | 0        | 0        | 0        | 0         |          |               |               | 500           | 1.000        |
| außerordentlich (KGr.50-59) | 0        | 0        | 0        | 0        | 0        | 0          | 0        | 0        | 0        | 0         |          |               |               | 0             | 0            |
| ILV-Erträge (KGr.38)        | 0        | 0        | 0        | 0        | 0        | 0          | 0        | 0        | 0        | 0         |          |               |               | 0             | 0            |
| <b>2012</b>                 | <b>0</b> | <b>0</b> | <b>0</b> | <b>0</b> | <b>0</b> | <b>0</b>   | <b>0</b> | <b>0</b> | <b>0</b> | <b>0</b>  | <b>0</b> | <b>26.000</b> | <b>0</b>      | <b>26.000</b> |              |
| <b>2011</b>                 | <b>0</b> | <b>0</b> | <b>0</b> | <b>0</b> | <b>0</b> | <b>0</b>   | <b>0</b> | <b>0</b> | <b>0</b> | <b>0</b>  | <b>0</b> | <b>0</b>      | <b>10.833</b> | <b>10.833</b> |              |

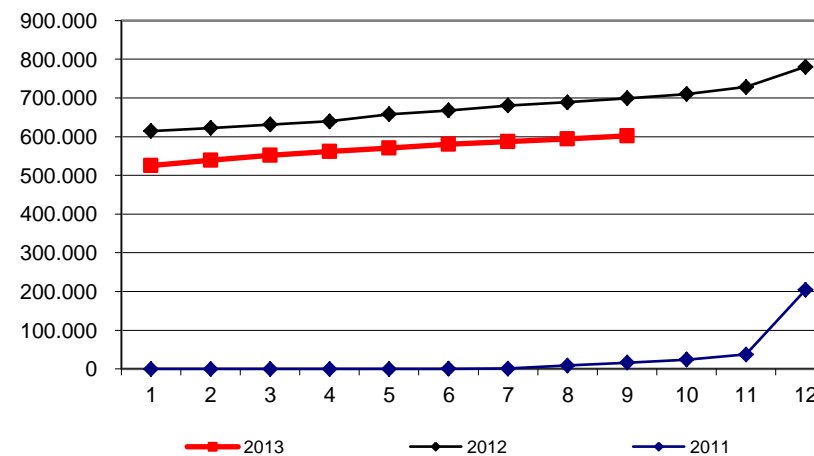
**Aufwendungen**

|                                    | Plan           | Januar         | Februar       | März          | April        | Mai           | Juni          | Juli          | August       | September     | Oktober       | November      | Dezember       | Ergebnis       | Prognose       |
|------------------------------------|----------------|----------------|---------------|---------------|--------------|---------------|---------------|---------------|--------------|---------------|---------------|---------------|----------------|----------------|----------------|
| <b>2013</b>                        | <b>679.300</b> | <b>525.436</b> | <b>13.852</b> | <b>12.384</b> | <b>9.917</b> | <b>8.832</b>  | <b>9.850</b>  | <b>7.409</b>  | <b>6.189</b> | <b>8.251</b>  |               |               |                | <b>602.120</b> | <b>656.000</b> |
| Personal (KGr.40-41)               | 103.400        | 6.684          | 6.437         | 6.684         | 6.684        | 6.684         | 6.684         | 6.496         | 4.334        | 6.011         |               |               |                | 56.696         | 82.000         |
| Sachaufwand (KGr.42)               | 43.700         | 3.982          | 6.977         | 3.214         | 1.753        | 1.775         | 2.014         | 668           | 1.561        | 1.932         |               |               |                | 23.875         | 45.000         |
| Transferaufwand (KGr.43)           | 0              | 0              | 0             | 0             | 0            | 0             | 0             | 0             | 0            | 0             |               |               |                | 0              | 0              |
| sonstige (KGr.44)                  | 8.000          | 616            | 438           | 2.487         | 1.421        | 374           | 1.153         | 245           | 294          | 308           |               |               |                | 7.335          | 11.000         |
| Abschreibungen, Zinsen (KGr.45-47) | 10.000         | 0              | 0             | 0             | 0            | 0             | 0             | 0             | 0            | 0             |               |               |                | 0              | 3.000          |
| ILV-Aufwand (KGr.48)               | 514.200        | 513.700        | 0             | 0             | 0            | 0             | 0             | 0             | 0            | 0             |               |               |                | 513.700        | 514.000        |
| außerordentlich (KGr.50-59)        | 0              | 455            | 0             | 0             | 59           | 0             | 0             | 0             | 0            | 0             |               |               |                | 514            | 1.000          |
| <b>2012</b>                        | <b>763.900</b> | <b>614.536</b> | <b>7.822</b>  | <b>9.111</b>  | <b>8.423</b> | <b>17.970</b> | <b>10.165</b> | <b>12.721</b> | <b>8.164</b> | <b>10.657</b> | <b>10.530</b> | <b>18.135</b> | <b>52.222</b>  | <b>780.454</b> |                |
| <b>2011</b>                        | <b>0</b>       | <b>0</b>       | <b>0</b>      | <b>0</b>      | <b>0</b>     | <b>75</b>     | <b>361</b>    | <b>201</b>    | <b>8.242</b> | <b>7.198</b>  | <b>7.839</b>  | <b>13.119</b> | <b>166.940</b> | <b>203.974</b> |                |

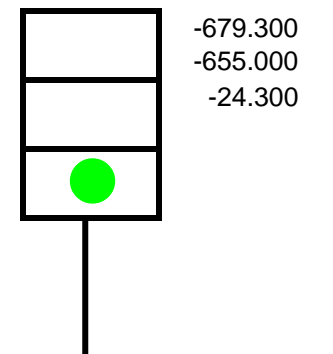
Entwicklung Erträge



Entwicklung Aufwendungen

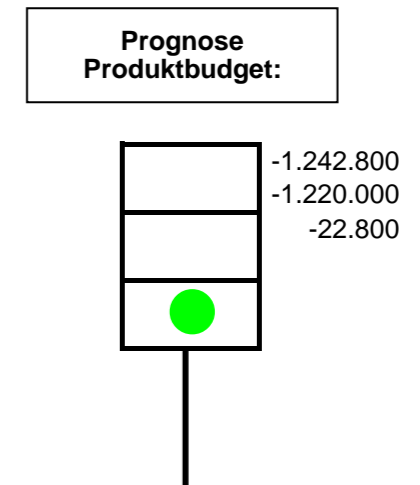
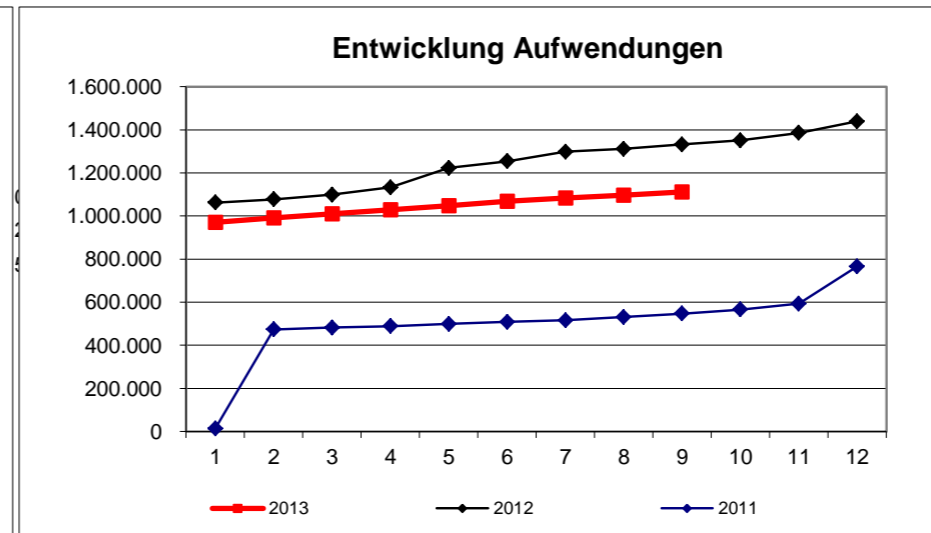
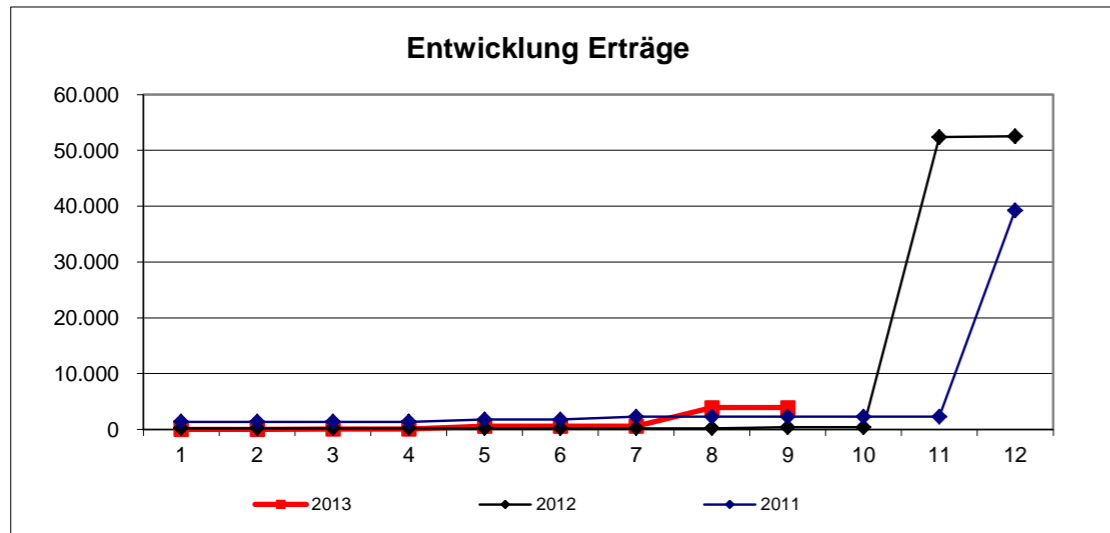


Prognose  
Produktbudget:



| Erträge                     |              |          |          |            |          |            |          |          |              |           |         |          |          |              |              |
|-----------------------------|--------------|----------|----------|------------|----------|------------|----------|----------|--------------|-----------|---------|----------|----------|--------------|--------------|
|                             | Plan         | Januar   | Februar  | März       | April    | Mai        | Juni     | Juli     | August       | September | Oktober | November | Dezember | Ergebnis     | Prognose     |
| <b>2013</b>                 | <b>1.000</b> | <b>0</b> | <b>0</b> | <b>107</b> | <b>0</b> | <b>500</b> | <b>0</b> | <b>0</b> | <b>3.290</b> | <b>0</b>  |         |          |          | <b>3.897</b> | <b>4.000</b> |
| ordentlich (KGr.30-37)      | 1.000        | 0        | 0        | 107        | 0        | 500        | 0        | 0        | 1.974        | 0         |         |          |          | 2.581        | 3.000        |
| außerordentlich (KGr.50-59) | 0            | 0        | 0        | 0          | 0        | 0          | 0        | 0        | 1.316        | 0         |         |          |          | 1.316        | 1.000        |
| ILV-Erträge (KGr.38)        | 0            | 0        | 0        | 0          | 0        | 0          | 0        | 0        | 0            | 0         |         |          |          | 0            | 0            |
| 2012                        | 1.000        | 209      | 0        | 0          | 0        | 0          | 0        | 0        | 0            | 165       | 0       | 52.000   | 151      | 52.524       |              |
| 2011                        | 1.100        | 1.375    | 0        | 0          | 0        | 375        | 0        | 510      | 0            | 0         | 0       | 0        | 36.992   | 39.252       |              |

| Aufwendungen                       |                  |                |               |               |               |               |               |               |               |               |         |          |          |                  |                  |
|------------------------------------|------------------|----------------|---------------|---------------|---------------|---------------|---------------|---------------|---------------|---------------|---------|----------|----------|------------------|------------------|
|                                    | Plan             | Januar         | Februar       | März          | April         | Mai           | Juni          | Juli          | August        | September     | Oktober | November | Dezember | Ergebnis         | Prognose         |
| <b>2013</b>                        | <b>1.243.800</b> | <b>970.546</b> | <b>21.763</b> | <b>18.671</b> | <b>18.606</b> | <b>18.000</b> | <b>20.293</b> | <b>15.584</b> | <b>13.910</b> | <b>14.594</b> |         |          |          | <b>1.111.967</b> | <b>1.224.000</b> |
| Personal (KGr.40-41)               | 173.400          | 11.392         | 11.145        | 11.392        | 12.385        | 12.402        | 11.392        | 11.204        | 9.526         | 11.155        |         |          |          | 101.994          | 151.000          |
| Sachaufwand (KGr.42)               | 85.300           | 9.901          | 9.802         | 4.649         | 4.320         | 4.838         | 4.783         | 3.848         | 3.522         | 3.067         |         |          |          | 48.731           | 88.000           |
| Transferaufwand (KGr.43)           | 0                | 0              | 0             | 0             | 0             | 0             | 0             | 0             | 0             | 0             |         |          |          | 0                | 0                |
| sonstige (KGr.44)                  | 11.900           | 1.077          | 816           | 2.631         | 1.841         | 761           | 4.118         | 406           | 862           | 371           |         |          |          | 12.882           | 17.000           |
| Abschreibungen, Zinsen (KGr.45-47) | 24.800           | 0              | 0             | 0             | 0             | 0             | 0             | 0             | 0             | 0             |         |          |          | 0                | 19.000           |
| ILV-Aufwand (KGr.48)               | 948.400          | 947.700        | 0             | 0             | 0             | 0             | 0             | 0             | 0             | 0             |         |          |          | 947.700          | 948.000          |
| außerordentlich (KGr.50-59)        | 0                | 477            | 0             | 0             | 59            | 0             | 0             | 126           | 0             | 0             |         |          |          | 661              | 1.000            |
| 2012                               | 1.323.200        | 1.062.283      | 15.436        | 21.372        | 33.767        | 90.164        | 31.505        | 44.125        | 12.979        | 20.350        | 18.909  | 35.168   | 53.210   | 1.439.269        |                  |
| 2011                               | 565.800          | 13.528         | 460.361       | 8.337         | 6.406         | 11.092        | 9.300         | 7.239         | 14.359        | 16.220        | 18.954  | 27.462   | 172.511  | 765.768          |                  |

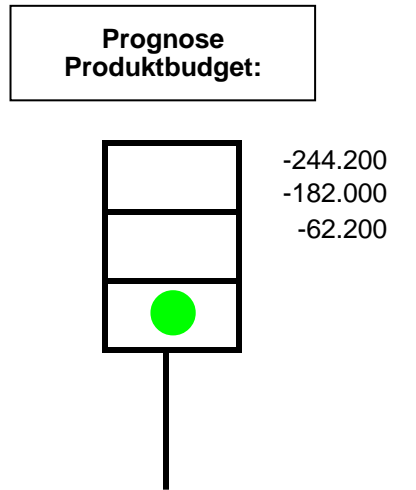
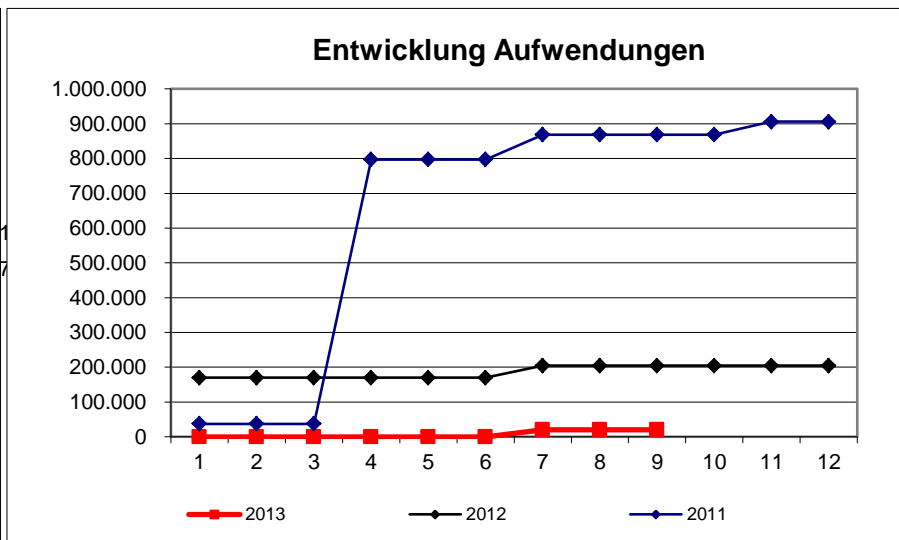
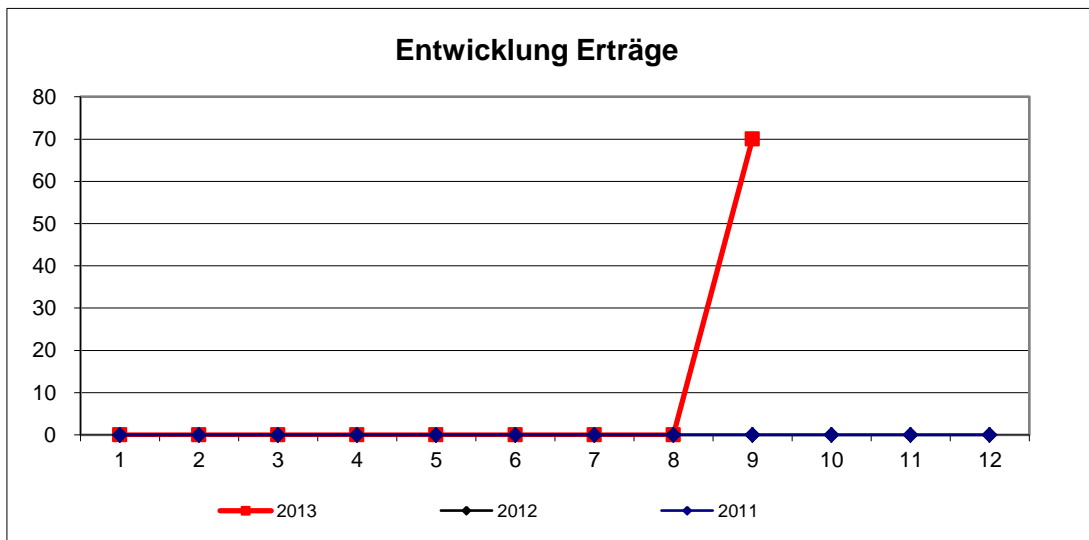


| Leistungsumfang:                      |                      |      |                             |          |
|---------------------------------------|----------------------|------|-----------------------------|----------|
| Leistung                              |                      | Plan | Stand Berichtsmonat lt. KLR | Prognose |
| Betrieb Oberschule Wendeburg          | Schülerinnen/Schüler | 354  | 352                         | 352      |
| Betrieb Haupt- u.Realschule BWS Peine | Schülerinnen/Schüler | 386  | 361                         | 361      |

| Erläuterung/Prognose: |  |
|-----------------------|--|
|                       |  |

| Erträge                     |          |          |          |          |          |          |          |          |          |           |         |          |          |           |          |
|-----------------------------|----------|----------|----------|----------|----------|----------|----------|----------|----------|-----------|---------|----------|----------|-----------|----------|
|                             | Plan     | Januar   | Februar  | März     | April    | Mai      | Juni     | Juli     | August   | September | Oktober | November | Dezember | Ergebnis  | Prognose |
| <b>2013</b>                 | <b>0</b> | <b>0</b> | <b>0</b> | <b>0</b> | <b>0</b> | <b>0</b> | <b>0</b> | <b>0</b> | <b>0</b> | <b>70</b> |         |          |          | <b>70</b> | <b>0</b> |
| ordentlich (KGr.30-37)      | 0        | 0        | 0        | 0        | 0        | 0        | 0        | 0        | 0        | 0         |         |          |          | 0         | 0        |
| außerordentlich (KGr.50-59) | 0        | 0        | 0        | 0        | 0        | 0        | 0        | 0        | 0        | 70        |         |          |          | 70        | 0        |
| ILV-Erträge (KGr.38)        | 0        | 0        | 0        | 0        | 0        | 0        | 0        | 0        | 0        | 0         |         |          |          | 0         | 0        |
| 2012                        | 0        | 0        | 0        | 0        | 0        | 0        | 0        | 0        | 0        | 0         | 0       | 0        | 0        | 0         | 0        |
| 2011                        | 0        | 0        | 0        | 0        | 0        | 0        | 0        | 0        | 0        | 0         | 0       | 0        | 0        | 0         | 0        |

| Aufwendungen                       |                |          |          |            |          |          |          |               |          |           |         |          |          |               |                |
|------------------------------------|----------------|----------|----------|------------|----------|----------|----------|---------------|----------|-----------|---------|----------|----------|---------------|----------------|
|                                    | Plan           | Januar   | Februar  | März       | April    | Mai      | Juni     | Juli          | August   | September | Oktober | November | Dezember | Ergebnis      | Prognose       |
| <b>2013</b>                        | <b>244.200</b> | <b>0</b> | <b>0</b> | <b>167</b> | <b>0</b> | <b>0</b> | <b>0</b> | <b>20.537</b> | <b>0</b> | <b>0</b>  |         |          |          | <b>20.704</b> | <b>182.000</b> |
| Personal (KGr.40-41)               | 0              | 0        | 0        | 0          | 0        | 0        | 0        | 0             | 0        | 0         |         |          |          | 0             | 0              |
| Sachaufwand (KGr.42)               | 100.000        | 0        | 0        | 167        | 0        | 0        | 0        | 0             | 0        | 0         |         |          |          | 167           | 100.000        |
| Transferaufwand (KGr.43)           | 0              | 0        | 0        | 0          | 0        | 0        | 0        | 0             | 0        | 0         |         |          |          | 0             | 0              |
| sonstige (KGr.44)                  | 144.200        | 0        | 0        | 0          | 0        | 0        | 0        | 20.537        | 0        | 0         |         |          |          | 20.537        | 82.000         |
| Abschreibungen, Zinsen (KGr.45-47) | 0              | 0        | 0        | 0          | 0        | 0        | 0        | 0             | 0        | 0         |         |          |          | 0             | 0              |
| ILV-Aufwand (KGr.48)               | 0              | 0        | 0        | 0          | 0        | 0        | 0        | 0             | 0        | 0         |         |          |          | 0             | 0              |
| außerordentlich (KGr.50-59)        | 0              | 0        | 0        | 0          | 0        | 0        | 0        | 0             | 0        | 0         |         |          |          | 0             | 0              |
| 2012                               | 210.000        | 170.351  | 0        | 0          | 0        | 0        | 0        | 34.060        | 0        | 0         | 0       | 0        | 0        | 204.411       | 0              |
| 2011                               | 1.440.000      | 37.459   | 0        | 0          | 0        | 759.400  | 0        | 0             | 0        | 0         | 0       | 37.439   | 0        | 905.898       | 0              |





Produkt:

21701100

Schulverwaltung Gymnasium Ilsede

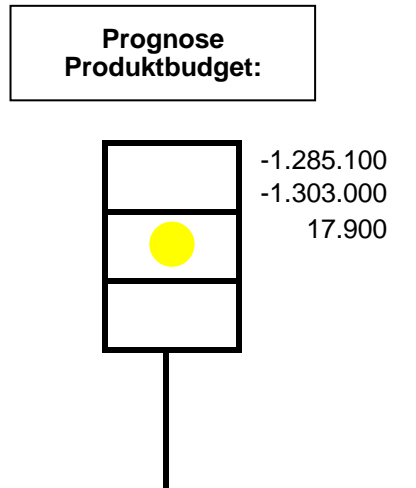
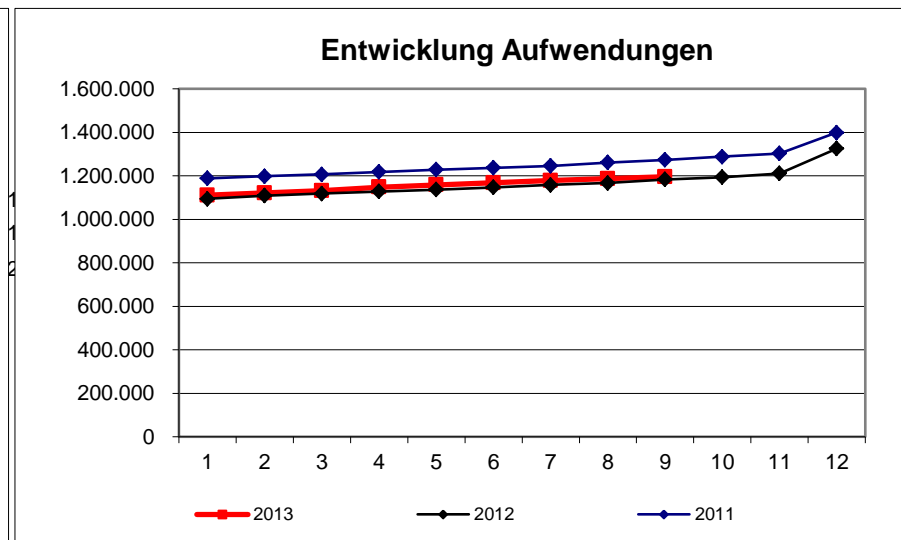
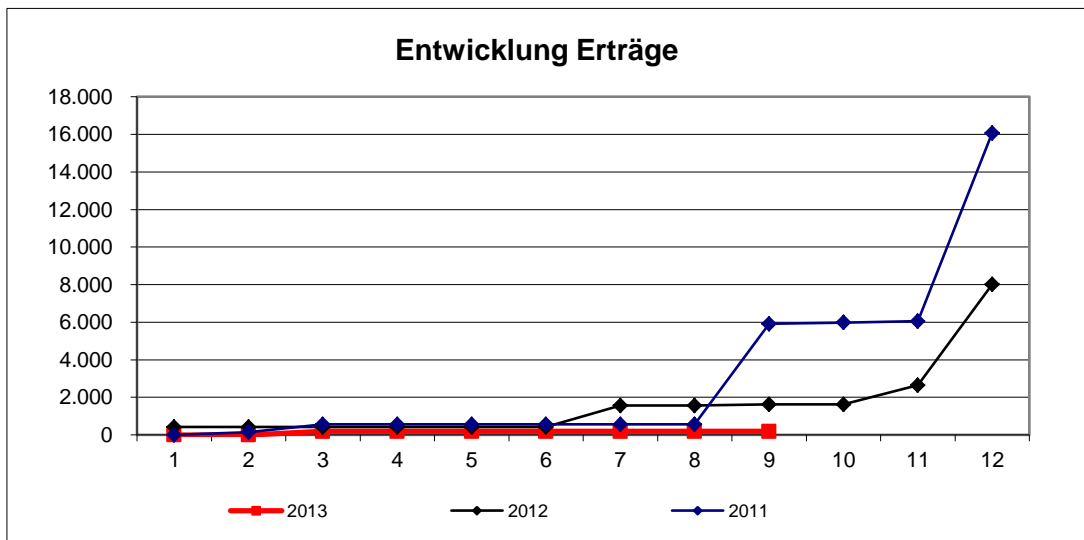
Stand Ende:

September 2013

Verantwortlich: Herr Göldner

| Erträge                     |            |          |          |            |          |          |          |          |          |           |         |          |          |            |          |
|-----------------------------|------------|----------|----------|------------|----------|----------|----------|----------|----------|-----------|---------|----------|----------|------------|----------|
|                             | Plan       | Januar   | Februar  | März       | April    | Mai      | Juni     | Juli     | August   | September | Oktober | November | Dezember | Ergebnis   | Prognose |
| <b>2013</b>                 | <b>100</b> | <b>0</b> | <b>0</b> | <b>188</b> | <b>0</b> | <b>0</b> | <b>0</b> | <b>0</b> | <b>0</b> | <b>0</b>  |         |          |          | <b>188</b> | <b>0</b> |
| ordentlich (KGr.30-37)      | 0          | 0        | 0        | 188        | 0        | 0        | 0        | 0        | 0        | 0         |         |          |          | 188        | 0        |
| außerordentlich (KGr.50-59) | 0          | 0        | 0        | 0          | 0        | 0        | 0        | 0        | 0        | 0         |         |          |          | 0          | 0        |
| ILV-Erträge (KGr.38)        | 100        | 0        | 0        | 0          | 0        | 0        | 0        | 0        | 0        | 0         |         |          |          | 0          | 0        |
| 2012                        | 100        | 420      | 0        | 0          | 0        | 0        | 0        | 1.140    | 0        | 70        | 0       | 1.022    | 5.360    | 8.012      |          |
| 2011                        | 100        | 0        | 144      | 420        | 0        | 0        | 0        | 0        | 0        | 5.350     | 70      | 70       | 10.010   | 16.064     |          |

| Aufwendungen                       |                  |                  |               |               |               |               |              |               |              |              |         |          |          |                  |                  |
|------------------------------------|------------------|------------------|---------------|---------------|---------------|---------------|--------------|---------------|--------------|--------------|---------|----------|----------|------------------|------------------|
|                                    | Plan             | Januar           | Februar       | März          | April         | Mai           | Juni         | Juli          | August       | September    | Oktober | November | Dezember | Ergebnis         | Prognose         |
| <b>2013</b>                        | <b>1.285.200</b> | <b>1.111.197</b> | <b>10.849</b> | <b>10.482</b> | <b>15.967</b> | <b>10.397</b> | <b>9.543</b> | <b>10.597</b> | <b>9.168</b> | <b>8.356</b> |         |          |          | <b>1.196.555</b> | <b>1.303.000</b> |
| Personal (KGr.40-41)               | 79.400           | 7.056            | 7.192         | 7.192         | 7.192         | 7.192         | 7.192        | 7.057         | 6.725        | 6.512        |         |          |          | 63.312           | 90.000           |
| Sachaufwand (KGr.42)               | 75.500           | 3.097            | 2.675         | 2.115         | 5.668         | 2.996         | 1.879        | 1.880         | 2.134        | 732          |         |          |          | 23.177           | 76.000           |
| Transferaufwand (KGr.43)           | 0                | 0                | 0             | 0             | 0             | 0             | 0            | 0             | 0            | 0            |         |          |          | 0                | 0                |
| sonstige (KGr.44)                  | 7.600            | 813              | 536           | 159           | 475           | 208           | 225          | 1.512         | 308          | 1.113        |         |          |          | 5.349            | 10.000           |
| Abschreibungen, Zinsen (KGr.45-47) | 19.700           | 0                | 0             | 0             | 0             | 0             | 0            | 0             | 0            | 0            |         |          |          | 0                | 22.000           |
| ILV-Aufwand (KGr.48)               | 1.103.000        | 1.100.045        | 445           | 1.015         | 2.632         | 0             | 245          | 148           | 0            | 0            |         |          |          | 1.104.530        | 1.105.000        |
| außerordentlich (KGr.50-59)        | 0                | 186              | 0             | 0             | 0             | 0             | 2            | 0             | 0            | 0            |         |          |          | 187              | 0                |
| 2012                               | 1.250.700        | 1.094.593        | 14.228        | 9.777         | 9.985         | 8.306         | 10.351       | 11.087        | 8.694        | 16.770       | 10.516  | 17.304   | 113.704  | 1.325.316        |                  |
| 2011                               | 1.326.200        | 1.188.380        | 10.250        | 8.298         | 11.362        | 10.623        | 8.384        | 8.346         | 15.978       | 11.533       | 14.893  | 15.103   | 95.958   | 1.399.109        |                  |



Produkt:

21701200

Schulverwaltung Gymnasium Vechelde

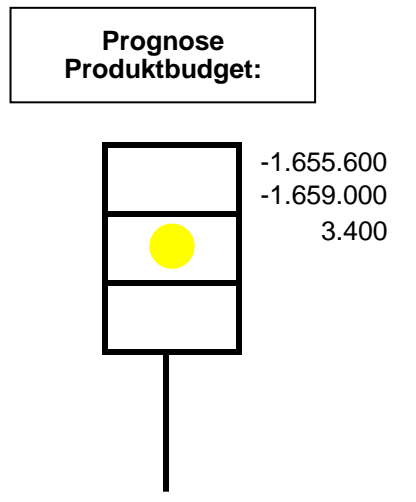
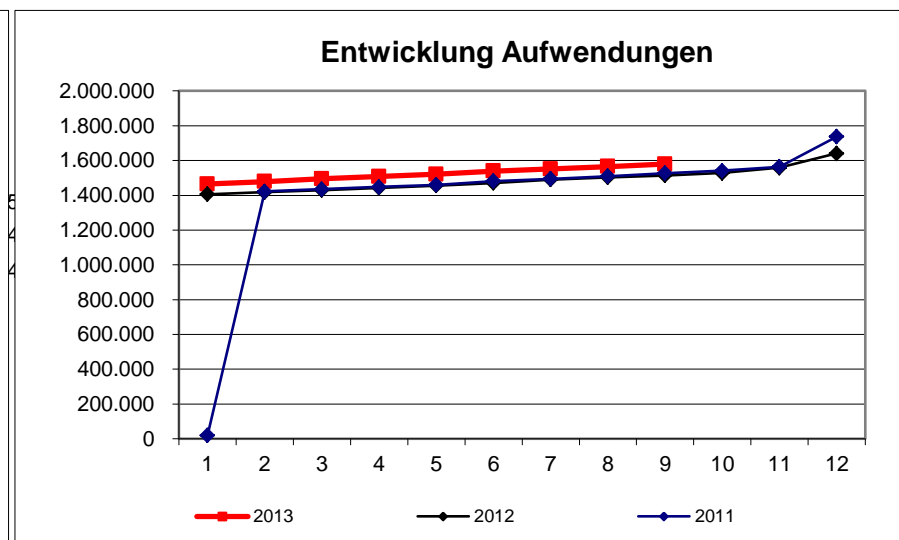
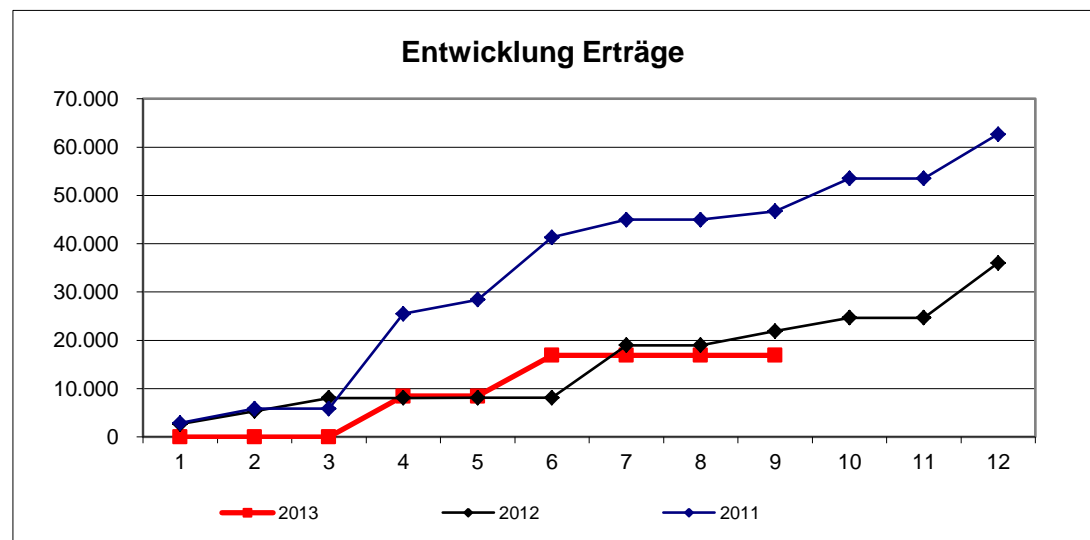
Stand Ende:

September 2013

Verantwortlich: Herr Göldner

| Erträge                     |            |          |          |          |              |          |              |          |          |           |         |          |          |               |               |
|-----------------------------|------------|----------|----------|----------|--------------|----------|--------------|----------|----------|-----------|---------|----------|----------|---------------|---------------|
|                             | Plan       | Januar   | Februar  | März     | April        | Mai      | Juni         | Juli     | August   | September | Oktober | November | Dezember | Ergebnis      | Prognose      |
| <b>2013</b>                 | <b>200</b> | <b>0</b> | <b>0</b> | <b>0</b> | <b>8.450</b> | <b>0</b> | <b>8.450</b> | <b>0</b> | <b>0</b> | <b>0</b>  |         |          |          | <b>16.900</b> | <b>17.000</b> |
| ordentlich (KGr.30-37)      | 200        | 0        | 0        | 0        | 8.450        | 0        | 8.450        | 0        | 0        | 0         |         |          |          | 16.900        | 17.000        |
| außerordentlich (KGr.50-59) | 0          | 0        | 0        | 0        | 0            | 0        | 0            | 0        | 0        | 0         |         |          |          | 0             | 0             |
| ILV-Erträge (KGr.38)        | 0          | 0        | 0        | 0        | 0            | 0        | 0            | 0        | 0        | 0         |         |          |          | 0             | 0             |
| 2012                        | 200        | 2.674    | 2.674    | 2.715    | 0            | 54       | 0            | 10.858   | 0        | 2.937     | 2.761   | 0        | 11.340   | 36.013        |               |
| 2011                        | 0          | 2.913    | 2.913    | 0        | 19.671       | 2.913    | 12.913       | 3.653    | 0        | 1.768     | 6.762   | 0        | 9.167    | 62.675        |               |

| Aufwendungen                       |                  |                  |               |               |               |               |               |               |               |               |         |          |          |                  |                  |
|------------------------------------|------------------|------------------|---------------|---------------|---------------|---------------|---------------|---------------|---------------|---------------|---------|----------|----------|------------------|------------------|
|                                    | Plan             | Januar           | Februar       | März          | April         | Mai           | Juni          | Juli          | August        | September     | Oktober | November | Dezember | Ergebnis         | Prognose         |
| <b>2013</b>                        | <b>1.655.800</b> | <b>1.465.226</b> | <b>13.739</b> | <b>15.725</b> | <b>13.462</b> | <b>13.250</b> | <b>18.181</b> | <b>11.999</b> | <b>13.891</b> | <b>13.219</b> |         |          |          | <b>1.578.693</b> | <b>1.676.000</b> |
| Personal (KGr.40-41)               | 133.000          | 10.440           | 10.440        | 10.440        | 10.440        | 10.440        | 10.440        | 10.440        | 10.587        | 10.587        |         |          |          | 94.252           | 138.000          |
| Sachaufwand (KGr.42)               | 35.600           | 4.378            | 2.622         | 2.348         | 2.727         | 2.339         | 4.132         | 1.239         | 3.084         | 1.463         |         |          |          | 24.332           | 37.000           |
| Transferaufwand (KGr.43)           | 0                | 0                | 0             | 0             | 0             | 0             | 0             | 0             | 0             | 0             |         |          |          | 0                | 0                |
| sonstige (KGr.44)                  | 1.100            | 491              | 677           | 628           | 295           | 472           | 1.054         | 320           | 220           | 1.169         |         |          |          | 5.327            | 6.000            |
| Abschreibungen, Zinsen (KGr.45-47) | 36.600           | 0                | 0             | 0             | 0             | 0             | 0             | 0             | 0             | 0             |         |          |          | 0                | 41.000           |
| ILV-Aufwand (KGr.48)               | 1.449.500        | 1.449.500        | 0             | 2.310         | 0             | 0             | 2.555         | 0             | 0             | 0             |         |          |          | 1.454.365        | 1.454.000        |
| außerordentlich (KGr.50-59)        | 0                | 417              | 0             | 0             | 0             | 0             | 0             | 0             | 0             | 0             |         |          |          | 417              | 0                |
| 2012                               | 1.582.800        | 1.405.465        | 12.598        | 11.341        | 13.742        | 12.150        | 15.460        | 19.165        | 13.083        | 11.669        | 13.515  | 30.317   | 82.606   | 1.641.112        |                  |
| 2011                               | 1.569.500        | 19.471           | 1.402.656     | 13.280        | 12.424        | 11.871        | 21.948        | 12.429        | 16.032        | 16.732        | 14.314  | 22.465   | 174.089  | 1.737.712        |                  |



Produkt:

21701300

Schulverwaltung Ratsgymnasium Peine

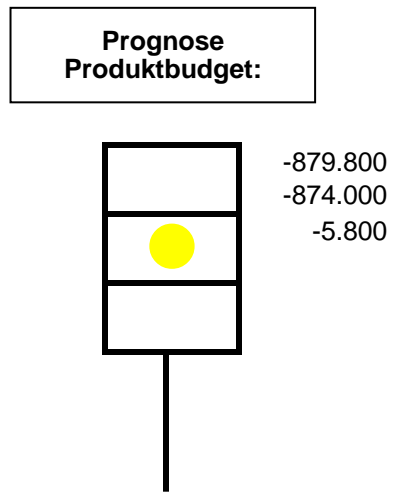
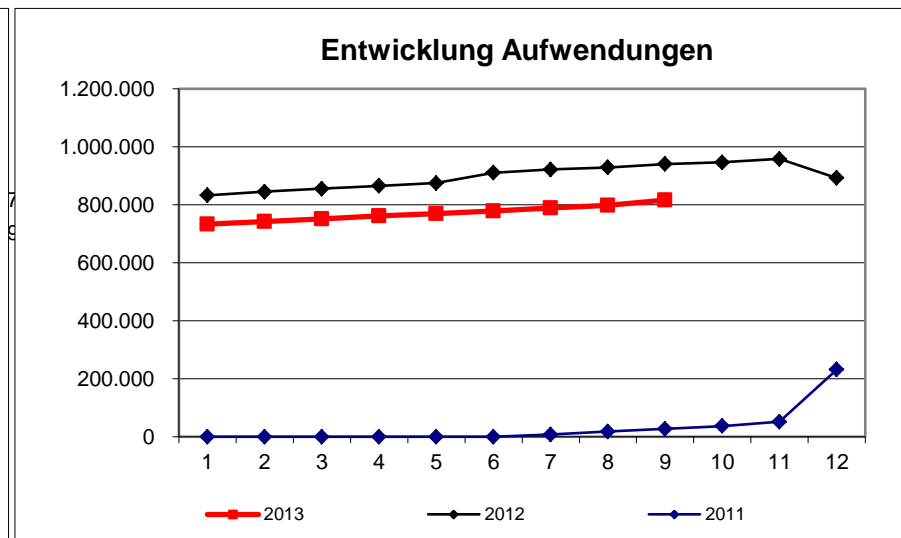
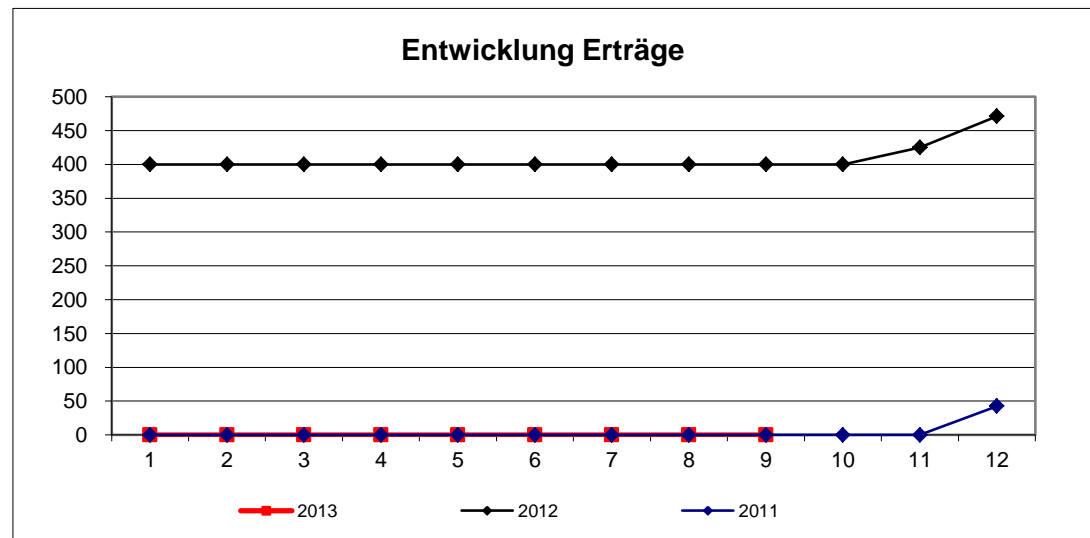
Stand Ende:

September 2013

Verantwortlich: Herr Göldner

| Erträge                     |          |          |          |          |          |          |          |          |          |           |         |          |          |          |          |
|-----------------------------|----------|----------|----------|----------|----------|----------|----------|----------|----------|-----------|---------|----------|----------|----------|----------|
|                             | Plan     | Januar   | Februar  | März     | April    | Mai      | Juni     | Juli     | August   | September | Oktober | November | Dezember | Ergebnis | Prognose |
| <b>2013</b>                 | <b>0</b> | <b>0</b> | <b>0</b> | <b>0</b> | <b>0</b> | <b>0</b> | <b>0</b> | <b>0</b> | <b>0</b> | <b>0</b>  |         |          |          | <b>0</b> | <b>0</b> |
| ordentlich (KGr.30-37)      | 0        | 0        | 0        | 0        | 0        | 0        | 0        | 0        | 0        | 0         |         |          |          | 0        | 0        |
| außerordentlich (KGr.50-59) | 0        | 0        | 0        | 0        | 0        | 0        | 0        | 0        | 0        | 0         |         |          |          | 0        | 0        |
| ILV-Erträge (KGr.38)        | 0        | 0        | 0        | 0        | 0        | 0        | 0        | 0        | 0        | 0         |         |          |          | 0        | 0        |
| 2012                        | 0        | 400      | 0        | 0        | 0        | 0        | 0        | 0        | 0        | 0         | 0       | 25       | 46       | 471      |          |
| 2011                        | 0        | 0        | 0        | 0        | 0        | 0        | 0        | 0        | 0        | 0         | 0       | 0        | 43       | 43       |          |

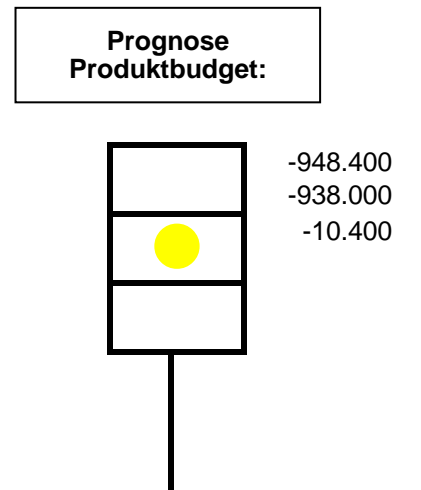
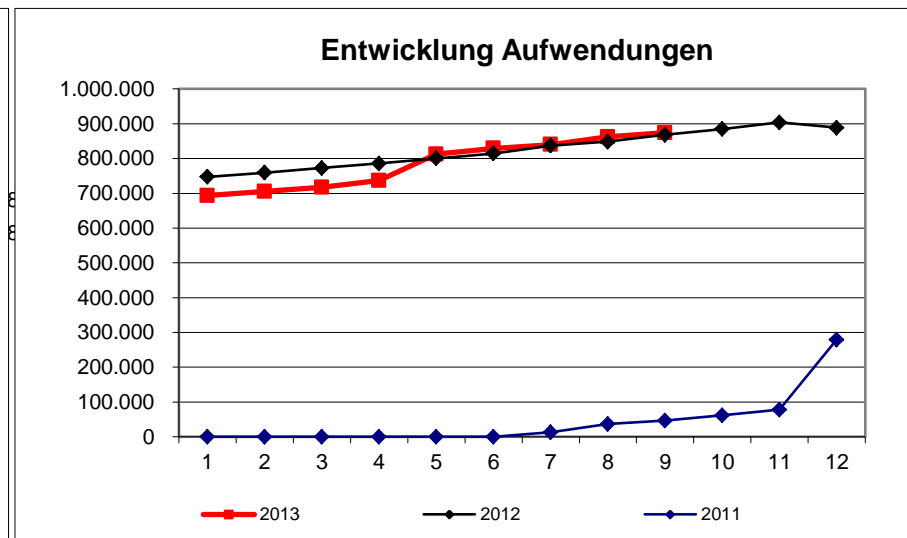
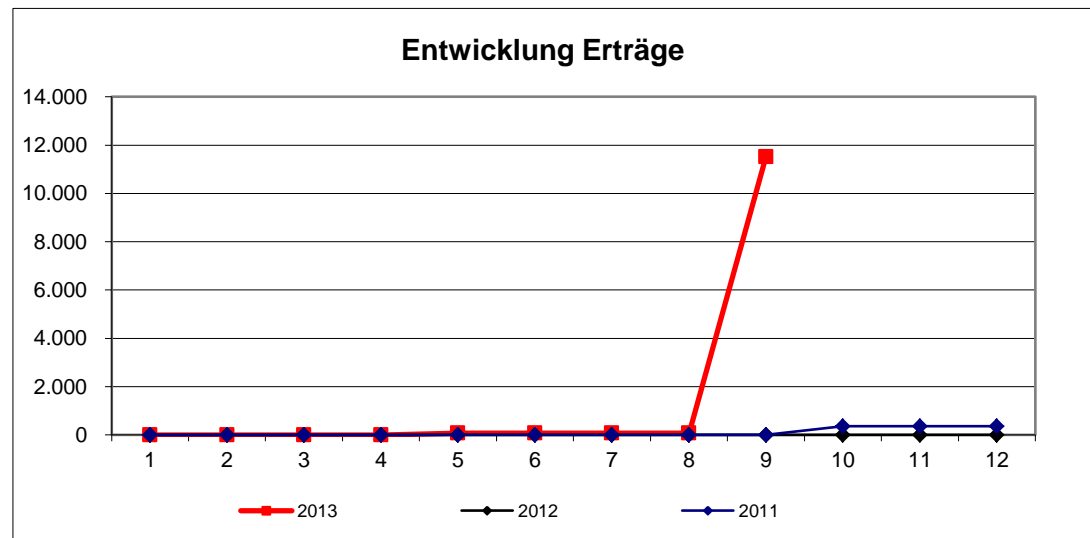
| Aufwendungen                       |                |                |              |              |               |              |              |              |              |               |         |          |          |                |                |
|------------------------------------|----------------|----------------|--------------|--------------|---------------|--------------|--------------|--------------|--------------|---------------|---------|----------|----------|----------------|----------------|
|                                    | Plan           | Januar         | Februar      | März         | April         | Mai          | Juni         | Juli         | August       | September     | Oktober | November | Dezember | Ergebnis       | Prognose       |
| <b>2013</b>                        | <b>879.800</b> | <b>733.594</b> | <b>8.851</b> | <b>9.313</b> | <b>10.310</b> | <b>8.225</b> | <b>8.905</b> | <b>9.940</b> | <b>8.838</b> | <b>18.192</b> |         |          |          | <b>816.168</b> | <b>874.000</b> |
| Personal (KGr.40-41)               | 72.300         | 5.421          | 5.422        | 5.422        | 5.422         | 5.422        | 5.422        | 5.422        | 5.498        | 5.498         |         |          |          | 48.947         | 72.000         |
| Sachaufwand (KGr.42)               | 68.800         | 13.463         | 3.063        | 3.669        | 1.791         | 2.191        | 2.381        | 3.392        | 1.999        | 11.641        |         |          |          | 43.591         | 69.000         |
| Transferaufwand (KGr.43)           | 0              | 0              | 0            | 0            | 0             | 0            | 0            | 0            | 0            | 0             |         |          |          | 0              | 0              |
| sonstige (KGr.44)                  | 8.500          | 277            | 366          | 223          | 3.097         | 223          | 223          | 1.126        | 1.341        | 1.053         |         |          |          | 7.928          | 10.000         |
| Abschreibungen, Zinsen (KGr.45-47) | 15.300         | 0              | 0            | 0            | 0             | 0            | 0            | 0            | 0            | 0             |         |          |          | 0              | 7.000          |
| ILV-Aufwand (KGr.48)               | 714.900        | 714.400        | 0            | 0            | 0             | 389          | 0            | 0            | 0            | 0             |         |          |          | 714.789        | 715.000        |
| außerordentlich (KGr.50-59)        | 0              | 33             | 0            | 0            | 0             | 0            | 880          | 0            | 0            | 0             |         |          |          | 913            | 1.000          |
| 2012                               | 982.400        | 833.278        | 11.961       | 10.693       | 9.606         | 9.783        | 35.529       | 11.056       | 7.550        | 11.247        | 5.926   | 11.602   | -65.685  | 892.545        |                |
| 2011                               | 109.500        | 0              | 0            | 0            | 0             | 0            | 46           | 7.474        | 11.167       | 8.944         | 9.499   | 15.355   | 179.336  | 231.821        |                |



Verantwortlich: Herr Göldner

| Erträge                     |          |          |          |          |          |           |          |          |          |               |         |          |          |               |               |
|-----------------------------|----------|----------|----------|----------|----------|-----------|----------|----------|----------|---------------|---------|----------|----------|---------------|---------------|
|                             | Plan     | Januar   | Februar  | März     | April    | Mai       | Juni     | Juli     | August   | September     | Oktober | November | Dezember | Ergebnis      | Prognose      |
| <b>2013</b>                 | <b>0</b> | <b>0</b> | <b>0</b> | <b>0</b> | <b>0</b> | <b>70</b> | <b>0</b> | <b>0</b> | <b>0</b> | <b>11.440</b> |         |          |          | <b>11.510</b> | <b>12.000</b> |
| ordentlich (KGr.30-37)      | 0        | 0        | 0        | 0        | 0        | 70        | 0        | 0        | 0        | 11.440        |         |          |          | 11.510        | 12.000        |
| außerordentlich (KGr.50-59) | 0        | 0        | 0        | 0        | 0        | 0         | 0        | 0        | 0        | 0             |         |          |          | 0             | 0             |
| ILV-Erträge (KGr.38)        | 0        | 0        | 0        | 0        | 0        | 0         | 0        | 0        | 0        | 0             |         |          |          | 0             | 0             |
| 2012                        | 0        | 0        | 0        | 0        | 0        | 0         | 0        | 0        | 0        | 0             | 0       | 0        | 0        | 0             | 0             |
| 2011                        | 0        | 0        | 0        | 0        | 0        | 0         | 0        | 0        | 0        | 0             | 360     | 0        | 0        | 360           | 0             |

| Aufwendungen                       |                |                |               |               |               |               |               |               |               |               |         |          |          |                |                |
|------------------------------------|----------------|----------------|---------------|---------------|---------------|---------------|---------------|---------------|---------------|---------------|---------|----------|----------|----------------|----------------|
|                                    | Plan           | Januar         | Februar       | März          | April         | Mai           | Juni          | Juli          | August        | September     | Oktober | November | Dezember | Ergebnis       | Prognose       |
| <b>2013</b>                        | <b>948.400</b> | <b>693.325</b> | <b>12.048</b> | <b>12.197</b> | <b>19.642</b> | <b>75.097</b> | <b>17.002</b> | <b>10.729</b> | <b>21.870</b> | <b>12.230</b> |         |          |          | <b>874.140</b> | <b>950.000</b> |
| Personal (KGr.40-41)               | 103.700        | 7.861          | 7.861         | 7.861         | 7.861         | 7.861         | 7.861         | 7.915         | 8.550         | 8.671         |         |          |          | 72.299         | 107.000        |
| Sachaufwand (KGr.42)               | 91.700         | 17.242         | 3.100         | 3.511         | 4.817         | 5.345         | 7.676         | 2.574         | 12.483        | 2.559         |         |          |          | 59.307         | 93.000         |
| Transferaufwand (KGr.43)           | 0              | 0              | 0             | 0             | 0             | 0             | 0             | 0             | 0             | 0             |         |          |          | 0              | 0              |
| sonstige (KGr.44)                  | 10.500         | 1.751          | 1.087         | 825           | 2.997         | 1.192         | 1.465         | 239           | 837           | 1.000         |         |          |          | 11.394         | 12.000         |
| Abschreibungen, Zinsen (KGr.45-47) | 15.200         | 0              | 0             | 0             | 0             | 0             | 0             | 0             | 0             | 0             |         |          |          | 0              | 6.000          |
| ILV-Aufwand (KGr.48)               | 727.300        | 665.700        | 0             | 0             | 0             | 60.700        | 0             | 0             | 0             | 0             |         |          |          | 726.400        | 727.000        |
| außerordentlich (KGr.50-59)        | 0              | 772            | 0             | 0             | 3.968         | 0             | 0             | 0             | 0             | 0             |         |          |          | 4.740          | 5.000          |
| 2012                               | 950.800        | 747.115        | 12.217        | 13.385        | 13.044        | 14.362        | 14.595        | 22.185        | 11.737        | 19.273        | 16.746  | 19.050   | -15.269  | 888.439        | 950.000        |
| 2011                               | 109.400        | 0              | 0             | 0             | 0             | 0             | 113           | 12.746        | 23.783        | 10.253        | 14.811  | 16.529   | 200.867  | 279.102        | 109.400        |



Produkt:

21701

Schulverwaltung Gymnasien

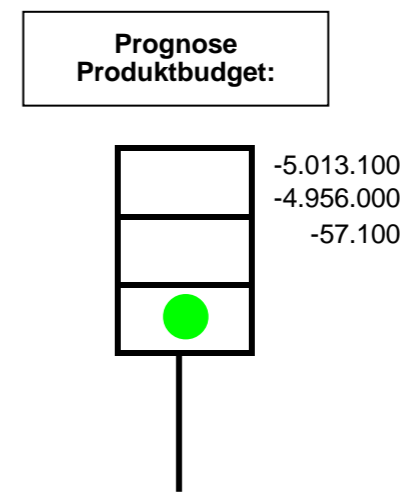
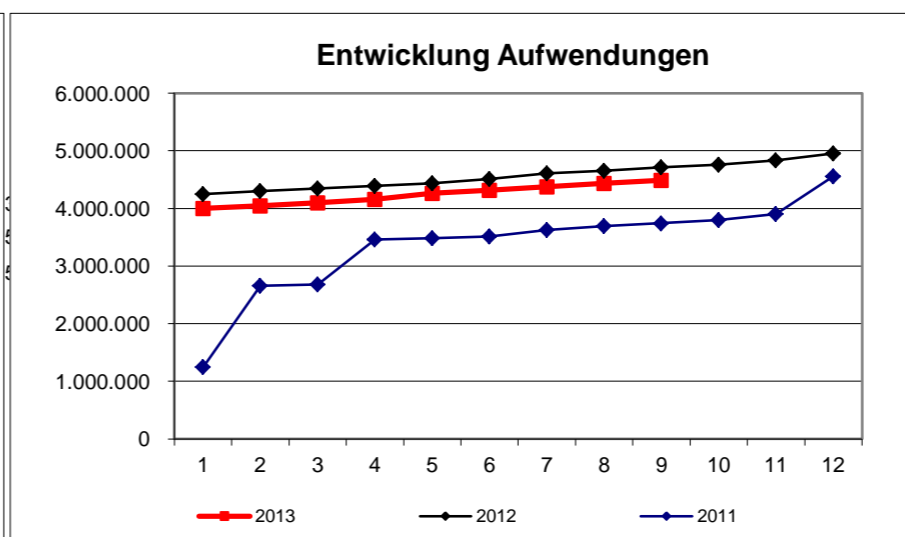
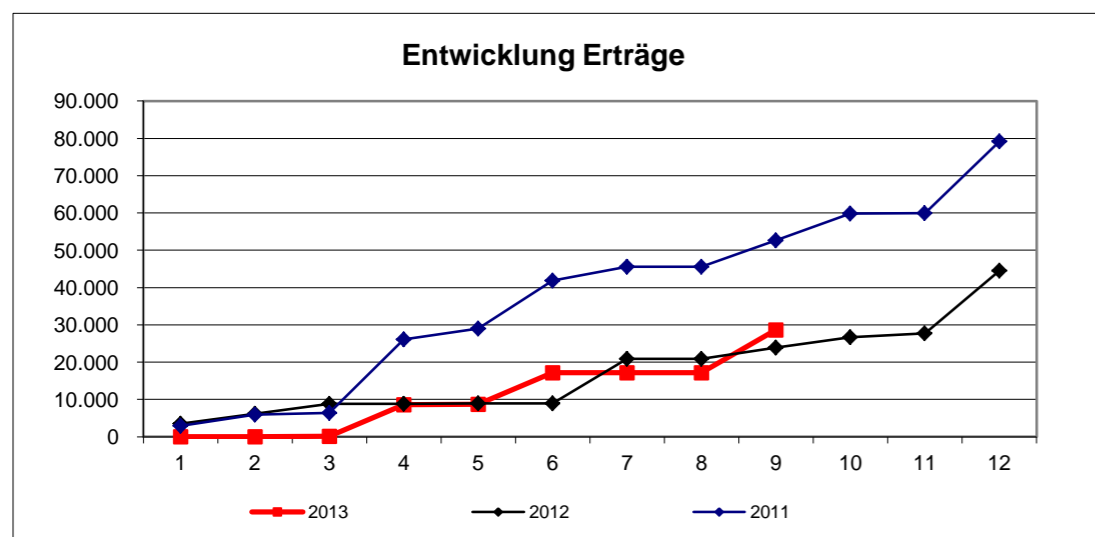
Stand Ende:

September 2013

Verantwortlich: Herr Göldner

| Erträge                     |            |          |          |            |              |           |              |          |          |               |         |          |          |               |               |
|-----------------------------|------------|----------|----------|------------|--------------|-----------|--------------|----------|----------|---------------|---------|----------|----------|---------------|---------------|
|                             | Plan       | Januar   | Februar  | März       | April        | Mai       | Juni         | Juli     | August   | September     | Oktober | November | Dezember | Ergebnis      | Prognose      |
| <b>2013</b>                 | <b>300</b> | <b>0</b> | <b>0</b> | <b>188</b> | <b>8.450</b> | <b>70</b> | <b>8.450</b> | <b>0</b> | <b>0</b> | <b>11.510</b> |         |          |          | <b>28.668</b> | <b>29.000</b> |
| ordentlich (KGr.30-37)      | 200        | 0        | 0        | 188        | 8.450        | 70        | 8.450        | 0        | 0        | 11.440        |         |          |          | 28.598        | 29.000        |
| außerordentlich (KGr.50-59) | 0          | 0        | 0        | 0          | 0            | 0         | 0            | 0        | 0        | 70            |         |          |          | 70            | 0             |
| ILV-Erträge (KGr.38)        | 100        | 0        | 0        | 0          | 0            | 0         | 0            | 0        | 0        | 0             |         |          |          | 0             | 0             |
| 2012                        | 300        | 3.494    | 2.674    | 2.715      | 0            | 54        | 0            | 11.998   | 0        | 3.007         | 2.761   | 1.047    | 16.746   | 44.497        |               |
| 2011                        | 100        | 2.913    | 3.057    | 420        | 19.671       | 2.913     | 12.913       | 3.653    | 0        | 7.118         | 7.192   | 70       | 19.220   | 79.141        |               |

| Aufwendungen                       |                  |                  |               |               |               |                |               |               |               |               |         |          |          |                  |                  |
|------------------------------------|------------------|------------------|---------------|---------------|---------------|----------------|---------------|---------------|---------------|---------------|---------|----------|----------|------------------|------------------|
|                                    | Plan             | Januar           | Februar       | März          | April         | Mai            | Juni          | Juli          | August        | September     | Oktober | November | Dezember | Ergebnis         | Prognose         |
| <b>2013</b>                        | <b>5.013.400</b> | <b>4.003.342</b> | <b>45.486</b> | <b>47.884</b> | <b>59.380</b> | <b>106.969</b> | <b>53.632</b> | <b>63.802</b> | <b>53.766</b> | <b>51.996</b> |         |          |          | <b>4.486.258</b> | <b>4.985.000</b> |
| Personal (KGr.40-41)               | 388.400          | 30.777           | 30.914        | 30.914        | 30.914        | 30.914         | 30.914        | 30.834        | 31.360        | 31.267        |         |          |          | 278.809          | 407.000          |
| Sachaufwand (KGr.42)               | 371.600          | 38.180           | 11.461        | 11.809        | 15.002        | 12.871         | 16.069        | 9.085         | 19.701        | 16.395        |         |          |          | 150.573          | 375.000          |
| Transferaufwand (KGr.43)           | 0                | 0                | 0             | 0             | 0             | 0              | 0             | 0             | 0             | 0             |         |          |          | 0                | 0                |
| sonstige (KGr.44)                  | 171.900          | 3.332            | 2.666         | 1.835         | 6.864         | 2.095          | 2.967         | 23.736        | 2.706         | 4.334         |         |          |          | 50.535           | 120.000          |
| Abschreibungen, Zinsen (KGr.45-47) | 86.800           | 0                | 0             | 0             | 0             | 0              | 0             | 0             | 0             | 0             |         |          |          | 0                | 76.000           |
| ILV-Aufwand (KGr.48)               | 3.994.700        | 3.929.645        | 445           | 3.325         | 2.632         | 61.089         | 2.800         | 148           | 0             | 0             |         |          |          | 4.000.084        | 4.001.000        |
| außerordentlich (KGr.50-59)        | 0                | 1.408            | 0             | 0             | 3.968         | 0              | 882           | 0             | 0             | 0             |         |          |          | 6.257            | 6.000            |
| 2012                               | 4.976.700        | 4.250.803        | 51.003        | 45.197        | 46.377        | 44.601         | 75.935        | 97.553        | 41.064        | 58.959        | 46.703  | 78.272   | 115.355  | 4.951.823        |                  |
| 2011                               | 4.554.600        | 1.245.311        | 1.412.906     | 21.579        | 783.186       | 22.494         | 30.491        | 112.595       | 66.961        | 47.462        | 53.517  | 106.891  | 650.249  | 4.553.643        |                  |



| Leistungsumfang:  |                      |       |                             |          |
|---|----------------------|-------|-----------------------------|----------|
| Leistung  |                      | Plan  | Stand Berichtsmonat lt. KLR | Prognose |
| Betrieb Gymnasium Ilsede  | Schülerinnen/Schüler | 1.021 | 1.002                       | 1.002    |
| Betrieb Gymnasium Vechelde  | Schülerinnen/Schüler | 866   | 866                         | 866      |
| Betrieb Ratsgymnasium Peine                                       | Schülerinnen/Schüler | 877   | 859                         | 859      |
| Betrieb Gymnasium am Silberkamp Peine                             | Schülerinnen/Schüler | 1.272 | 1.219                       | 1.219    |
| Sachkostenausgleichszahlungen für Gymnasien Stadt Braunschweig    | Schülerinnen/Schüler | 45    | 40                          | 40       |
| Sachkostenausgleichszahlungen für Gymnasien sonstiger Schulträger | Schülerinnen/Schüler | 5     | 3                           | 3        |

**Erläuterung/Prognose:**

Produkt:

**21801000 Schulverwaltung Gesamtschulen allgemein**  
 Verantwortlich: Herr Göldner

Stand Ende: **September 2013**

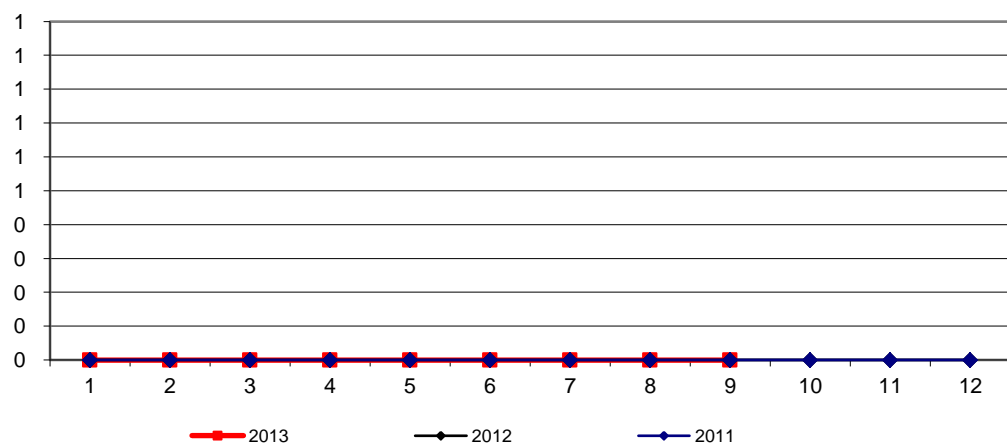
**Erträge**

|                             | Plan     | Januar   | Februar  | März     | April    | Mai      | Juni     | Juli     | August   | September | Oktober | November | Dezember | Ergebnis | Prognose |
|-----------------------------|----------|----------|----------|----------|----------|----------|----------|----------|----------|-----------|---------|----------|----------|----------|----------|
| <b>2013</b>                 | <b>0</b> | <b>0</b> | <b>0</b> | <b>0</b> | <b>0</b> | <b>0</b> | <b>0</b> | <b>0</b> | <b>0</b> | <b>0</b>  |         |          |          | <b>0</b> | <b>0</b> |
| ordentlich (KGr.30-37)      | 0        | 0        | 0        | 0        | 0        | 0        | 0        | 0        | 0        | 0         |         |          |          | 0        | 0        |
| außerordentlich (KGr.50-59) | 0        | 0        | 0        | 0        | 0        | 0        | 0        | 0        | 0        | 0         |         |          |          | 0        | 0        |
| ILV-Erträge (KGr.38)        | 0        | 0        | 0        | 0        | 0        | 0        | 0        | 0        | 0        | 0         |         |          |          | 0        | 0        |
| 2012                        | 0        | 0        | 0        | 0        | 0        | 0        | 0        | 0        | 0        | 0         | 0       | 0        | 0        | 0        | 0        |
| 2011                        | 0        | 0        | 0        | 0        | 0        | 0        | 0        | 0        | 0        | 0         | 0       | 0        | 0        | 0        | 0        |

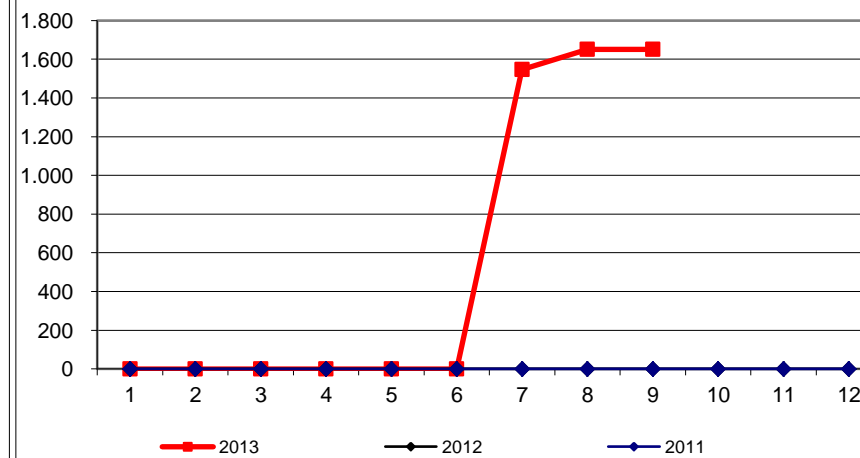
**Aufwendungen**

|                                    | Plan     | Januar   | Februar  | März     | April    | Mai      | Juni     | Juli         | August     | September | Oktober | November | Dezember | Ergebnis     | Prognose     |
|------------------------------------|----------|----------|----------|----------|----------|----------|----------|--------------|------------|-----------|---------|----------|----------|--------------|--------------|
| <b>2013</b>                        | <b>0</b> | <b>0</b> | <b>0</b> | <b>0</b> | <b>0</b> | <b>0</b> | <b>0</b> | <b>1.546</b> | <b>105</b> | <b>0</b>  |         |          |          | <b>1.652</b> | <b>2.000</b> |
| Personal (KGr.40-41)               | 0        | 0        | 0        | 0        | 0        | 0        | 0        | 0            | 0          | 0         |         |          |          | 0            | 0            |
| Sachaufwand (KGr.42)               | 0        | 0        | 0        | 0        | 0        | 0        | 0        | 1.546        | 105        | 0         |         |          |          | 1.652        | 2.000        |
| Transferaufwand (KGr.43)           | 0        | 0        | 0        | 0        | 0        | 0        | 0        | 0            | 0          | 0         |         |          |          | 0            | 0            |
| sonstige (KGr.44)                  | 0        | 0        | 0        | 0        | 0        | 0        | 0        | 0            | 0          | 0         |         |          |          | 0            | 0            |
| Abschreibungen, Zinsen (KGr.45-47) | 0        | 0        | 0        | 0        | 0        | 0        | 0        | 0            | 0          | 0         |         |          |          | 0            | 0            |
| ILV-Aufwand (KGr.48)               | 0        | 0        | 0        | 0        | 0        | 0        | 0        | 0            | 0          | 0         |         |          |          | 0            | 0            |
| außerordentlich (KGr.50-59)        | 0        | 0        | 0        | 0        | 0        | 0        | 0        | 0            | 0          | 0         |         |          |          | 0            | 0            |
| 2012                               | 0        | 0        | 0        | 0        | 0        | 0        | 0        | 0            | 0          | 0         | 0       | 0        | 0        | 0            | 0            |
| 2011                               | 0        | 0        | 0        | 0        | 0        | 0        | 0        | 0            | 0          | 0         | 0       | 0        | 0        | 0            | 0            |

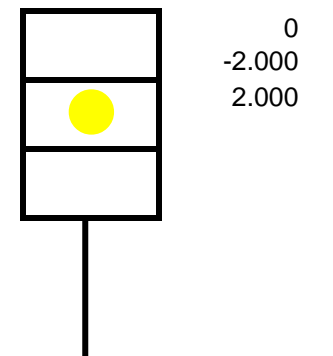
Entwicklung Erträge



Entwicklung Aufwendungen



Prognose  
Produktbudget:



Produkt:

21801100

Schulverwaltung IGS Vöhrum

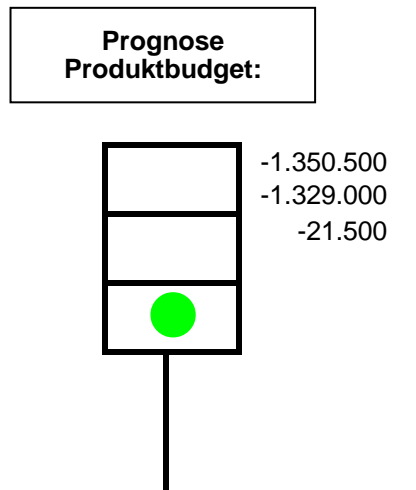
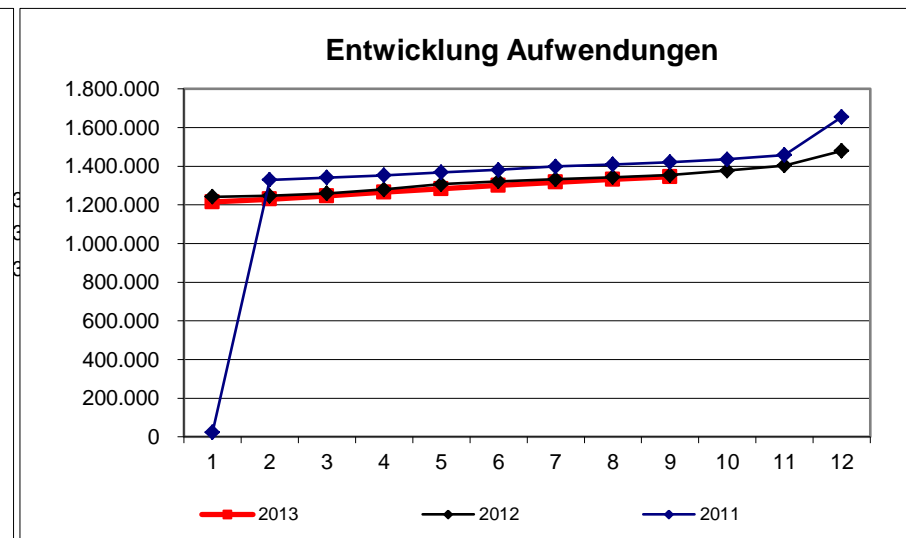
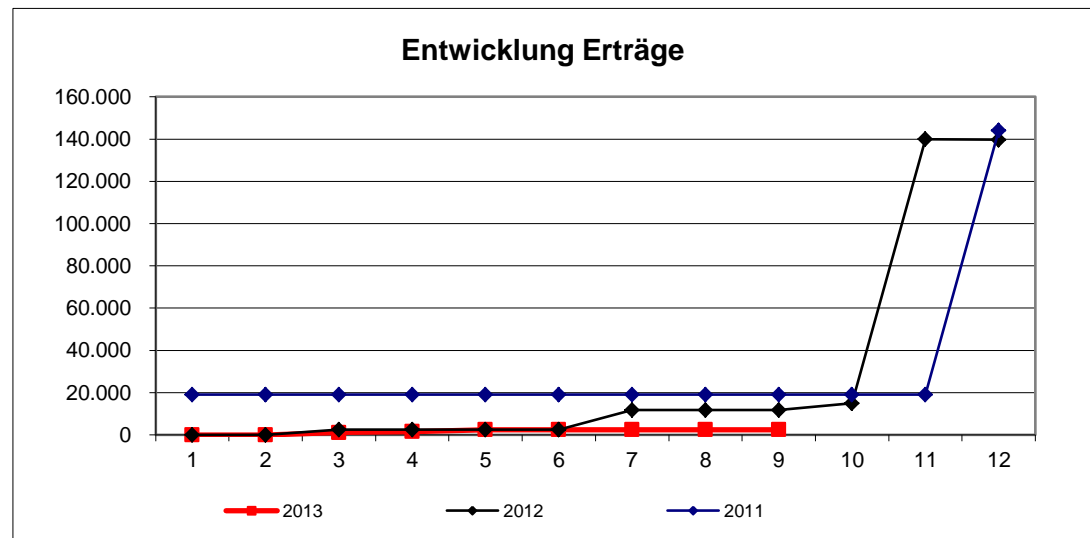
Verantwortlich: Herr Göldner

Stand Ende:

September 2013

| Erträge                     |               |          |           |              |            |            |          |          |          |           |         |          |          |              |               |
|-----------------------------|---------------|----------|-----------|--------------|------------|------------|----------|----------|----------|-----------|---------|----------|----------|--------------|---------------|
|                             | Plan          | Januar   | Februar   | März         | April      | Mai        | Juni     | Juli     | August   | September | Oktober | November | Dezember | Ergebnis     | Prognose      |
| <b>2013</b>                 | <b>90.100</b> | <b>2</b> | <b>-2</b> | <b>1.145</b> | <b>400</b> | <b>888</b> | <b>0</b> | <b>0</b> | <b>0</b> | <b>0</b>  |         |          |          | <b>2.432</b> | <b>92.000</b> |
| ordentlich (KGr.30-37)      | 90.100        | 2        | -2        | 1.145        | 0          | 888        | 0        | 0        | 0        | 0         |         |          |          | 2.032        | 92.000        |
| außerordentlich (KGr.50-59) | 0             | 0        | 0         | 0            | 400        | 0          | 0        | 0        | 0        | 0         |         |          |          | 400          | 0             |
| ILV-Erträge (KGr.38)        | 0             | 0        | 0         | 0            | 0          | 0          | 0        | 0        | 0        | 0         |         |          |          | 0            | 0             |
| 2012                        | 90.100        | 0        | 0         | 2.453        | 0          | 0          | 0        | 9.266    | 0        | 0         | 3.270   | 125.000  | -327     | 139.661      |               |
| 2011                        | 90.100        | 19.101   | 0         | 0            | 0          | 0          | 0        | 0        | 0        | 0         | 0       | 0        | 125.000  | 144.101      |               |

| Aufwendungen                       |                  |                  |               |               |               |               |               |               |               |               |         |          |          |                  |                  |
|------------------------------------|------------------|------------------|---------------|---------------|---------------|---------------|---------------|---------------|---------------|---------------|---------|----------|----------|------------------|------------------|
|                                    | Plan             | Januar           | Februar       | März          | April         | Mai           | Juni          | Juli          | August        | September     | Oktober | November | Dezember | Ergebnis         | Prognose         |
| <b>2013</b>                        | <b>1.440.600</b> | <b>1.214.495</b> | <b>15.219</b> | <b>16.284</b> | <b>19.537</b> | <b>17.798</b> | <b>17.599</b> | <b>16.405</b> | <b>15.402</b> | <b>13.061</b> |         |          |          | <b>1.345.800</b> | <b>1.421.000</b> |
| Personal (KGr.40-41)               | 124.200          | 8.523            | 8.430         | 8.578         | 8.758         | 8.758         | 8.758         | 9.068         | 9.840         | 9.572         |         |          |          | 80.285           | 119.000          |
| Sachaufwand (KGr.42)               | 62.700           | 10.462           | 5.658         | 6.277         | 7.407         | 5.346         | 7.392         | 6.366         | 4.609         | 3.366         |         |          |          | 56.882           | 36.000           |
| Transferaufwand (KGr.43)           | 0                | 0                | 0             | 0             | 0             | 0             | 0             | 0             | 0             | 0             |         |          |          | 0                | 0                |
| sonstige (KGr.44)                  | 18.800           | 1.210            | 1.080         | 1.429         | 3.224         | 3.694         | 1.449         | 971           | 954           | 123           |         |          |          | 14.133           | 27.000           |
| Abschreibungen, Zinsen (KGr.45-47) | 40.600           | 0                | 51            | 0             | 0             | 0             | 0             | 0             | 0             | 0             |         |          |          | 51               | 45.000           |
| ILV-Aufwand (KGr.48)               | 1.194.300        | 1.194.300        | 0             | 0             | 148           | 0             | 0             | 0             | 0             | 0             |         |          |          | 1.194.448        | 1.194.000        |
| außerordentlich (KGr.50-59)        | 0                | 0                | 0             | 0             | 0             | 0             | 0             | 0             | 0             | 0             |         |          |          | 0                | 0                |
| 2012                               | 1.454.700        | 1.241.959        | 4.468         | 13.140        | 20.649        | 26.657        | 14.941        | 10.449        | 10.396        | 11.497        | 23.445  | 26.194   | 75.276   | 1.479.071        |                  |
| 2011                               | 1.517.900        | 23.417           | 1.305.940     | 12.283        | 11.081        | 15.943        | 12.401        | 17.507        | 11.151        | 11.864        | 14.487  | 22.383   | 197.061  | 1.655.517        |                  |



Produkt:

21801200

Schulverwaltung IGS Lengede

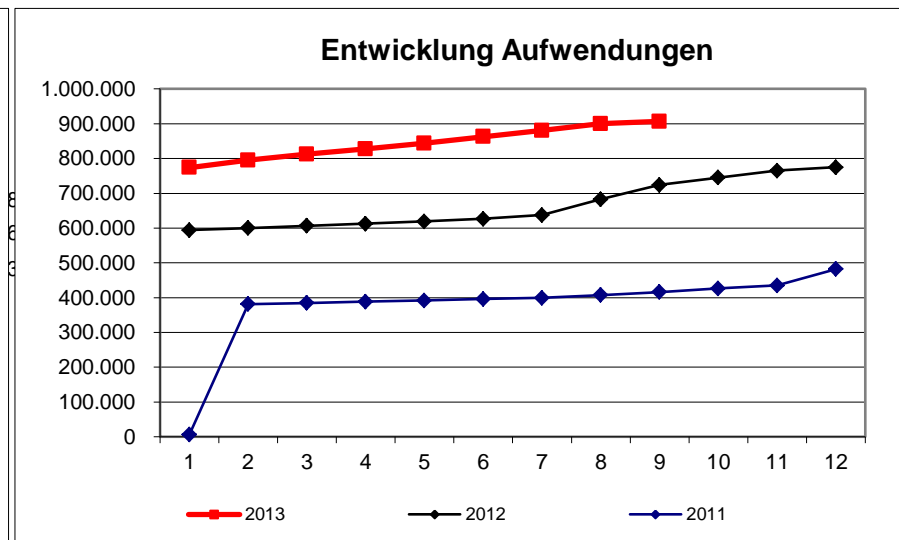
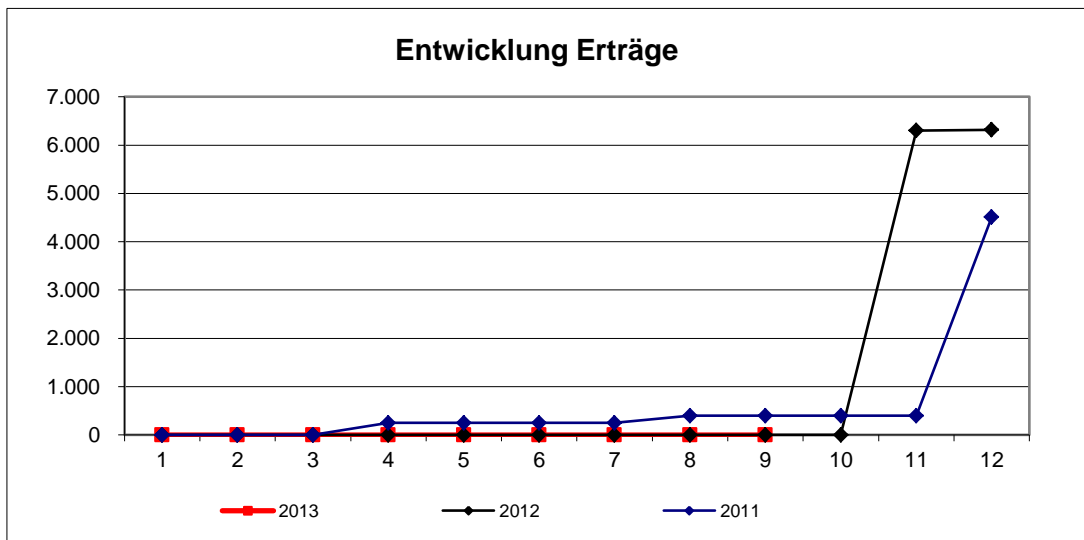
Verantwortlich: Herr Göldner

Stand Ende:

September 2013

| Erträge                     |          |          |          |          |          |          |          |          |          |           |         |          |          |          |          |
|-----------------------------|----------|----------|----------|----------|----------|----------|----------|----------|----------|-----------|---------|----------|----------|----------|----------|
|                             | Plan     | Januar   | Februar  | März     | April    | Mai      | Juni     | Juli     | August   | September | Oktober | November | Dezember | Ergebnis | Prognose |
| <b>2013</b>                 | <b>0</b> | <b>0</b> | <b>0</b> | <b>0</b> | <b>0</b> | <b>0</b> | <b>0</b> | <b>0</b> | <b>0</b> | <b>0</b>  |         |          |          | <b>0</b> | <b>0</b> |
| ordentlich (KGr.30-37)      | 0        | 0        | 0        | 0        | 0        | 0        | 0        | 0        | 0        | 0         |         |          |          | 0        | 0        |
| außerordentlich (KGr.50-59) | 0        | 0        | 0        | 0        | 0        | 0        | 0        | 0        | 0        | 0         |         |          |          | 0        | 0        |
| ILV-Erträge (KGr.38)        | 0        | 0        | 0        | 0        | 0        | 0        | 0        | 0        | 0        | 0         |         |          |          | 0        | 0        |
| 2012                        | 0        | 0        | 0        | 0        | 0        | 0        | 0        | 0        | 0        | 0         | 0       | 6.300    | 18       | 6.318    |          |
| 2011                        | 0        | 0        | 0        | 0        | 250      | 0        | 0        | 0        | 150      | 0         | 0       | 0        | 4.110    | 4.510    |          |

| Aufwendungen                       |                |                |               |               |               |               |               |               |               |              |         |          |          |                |                  |
|------------------------------------|----------------|----------------|---------------|---------------|---------------|---------------|---------------|---------------|---------------|--------------|---------|----------|----------|----------------|------------------|
|                                    | Plan           | Januar         | Februar       | März          | April         | Mai           | Juni          | Juli          | August        | September    | Oktober | November | Dezember | Ergebnis       | Prognose         |
| <b>2013</b>                        | <b>879.300</b> | <b>774.074</b> | <b>21.578</b> | <b>16.418</b> | <b>15.471</b> | <b>16.394</b> | <b>18.835</b> | <b>18.044</b> | <b>19.261</b> | <b>6.142</b> |         |          |          | <b>906.217</b> | <b>1.017.000</b> |
| Personal (KGr.40-41)               | 42.000         | 4.015          | 4.015         | 3.889         | 3.889         | 3.889         | 4.061         | 3.927         | 4.183         | 5.028        |         |          |          | 36.894         | 55.000           |
| Sachaufwand (KGr.42)               | 67.700         | 43.605         | 9.961         | 4.949         | 3.579         | 4.446         | 7.139         | 13.042        | 14.491        | 606          |         |          |          | 101.819        | 148.000          |
| Transferaufwand (KGr.43)           | 0              | 0              | 0             | 0             | 0             | 0             | 0             | 0             | 0             | 0            |         |          |          | 0              | 0                |
| sonstige (KGr.44)                  | 2.000          | -28.019        | 7.603         | 7.580         | 7.966         | 7.837         | 7.635         | 1.075         | 587           | 507          |         |          |          | 12.772         | 32.000           |
| Abschreibungen, Zinsen (KGr.45-47) | 13.400         | 0              | 0             | 0             | 0             | 0             | 0             | 0             | 0             | 0            |         |          |          | 0              | 27.000           |
| ILV-Aufwand (KGr.48)               | 754.200        | 754.348        | 0             | 0             | 37            | 222           | 0             | 0             | 0             | 0            |         |          |          | 754.608        | 755.000          |
| außerordentlich (KGr.50-59)        | 0              | 125            | 0             | 0             | 0             | 0             | 0             | 0             | 0             | 0            |         |          |          | 125            | 0                |
| 2012                               | 699.800        | 594.377        | 5.860         | 6.582         | 5.734         | 6.346         | 7.973         | 10.654        | 45.568        | 40.751       | 21.616  | 19.726   | 9.667    | 774.853        |                  |
| 2011                               | 408.400        | 6.354          | 375.230       | 3.133         | 3.991         | 2.948         | 4.464         | 3.252         | 8.355         | 8.575        | 10.387  | 8.439    | 46.839   | 481.967        |                  |



**Prognose  
Produktbudget:**

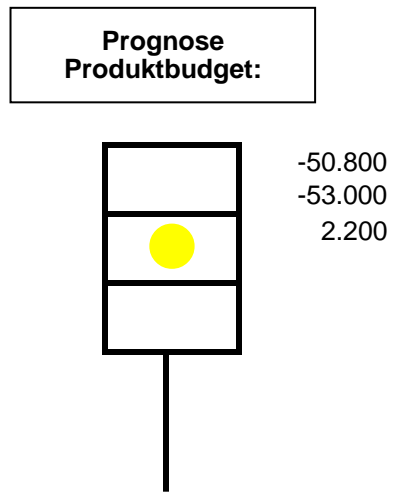
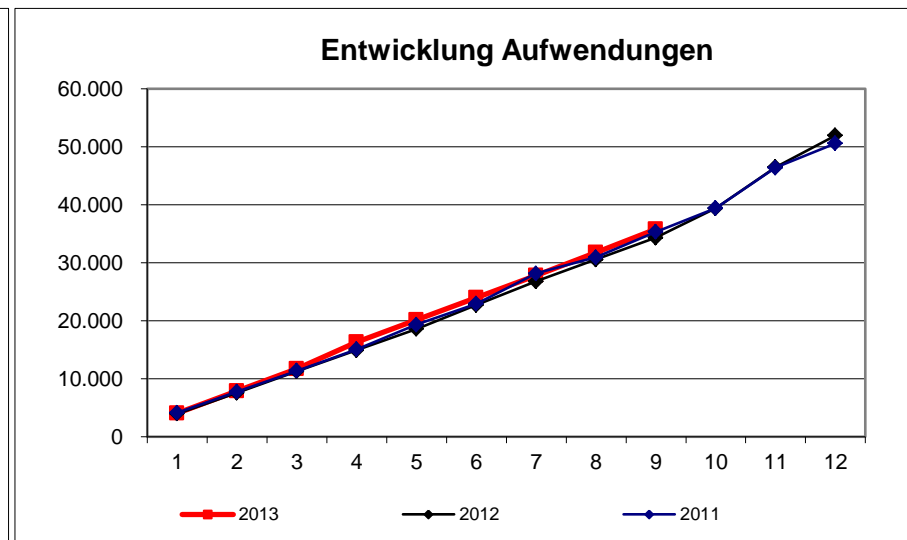
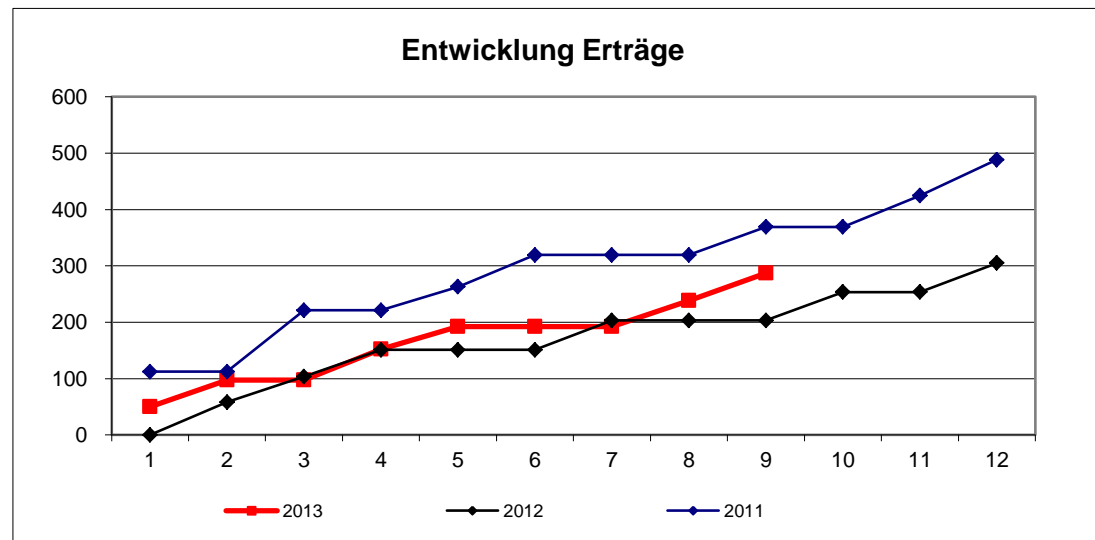
|   |            |
|---|------------|
| ● | -879.300   |
| □ | -1.017.000 |
| □ | 137.700    |



Verantwortlich: Herr Göldner

| Erträge                     |            |           |           |          |           |           |          |          |           |           |         |          |          |            |          |
|-----------------------------|------------|-----------|-----------|----------|-----------|-----------|----------|----------|-----------|-----------|---------|----------|----------|------------|----------|
|                             | Plan       | Januar    | Februar   | März     | April     | Mai       | Juni     | Juli     | August    | September | Oktober | November | Dezember | Ergebnis   | Prognose |
| <b>2013</b>                 | <b>400</b> | <b>50</b> | <b>48</b> | <b>0</b> | <b>55</b> | <b>40</b> | <b>0</b> | <b>0</b> | <b>47</b> | <b>49</b> |         |          |          | <b>287</b> | <b>0</b> |
| ordentlich (KGr.30-37)      | 400        | 50        | 48        | 0        | 55        | 40        | 0        | 0        | 47        | 49        |         |          |          | 287        | 0        |
| außerordentlich (KGr.50-59) | 0          | 0         | 0         | 0        | 0         | 0         | 0        | 0        | 0         | 0         |         |          |          | 0          | 0        |
| ILV-Erträge (KGr.38)        | 0          | 0         | 0         | 0        | 0         | 0         | 0        | 0        | 0         | 0         |         |          |          | 0          | 0        |
| 2012                        | 400        | 0         | 58        | 46       | 48        | 0         | 0        | 52       | 0         | 0         | 51      | 0        | 51       | 305        |          |
| 2011                        | 400        | 113       | 0         | 109      | 0         | 42        | 57       | 0        | 0         | 50        | 0       | 56       | 64       | 489        |          |

| Aufwendungen                       |               |              |              |              |              |              |              |              |              |              |         |          |          |               |               |
|------------------------------------|---------------|--------------|--------------|--------------|--------------|--------------|--------------|--------------|--------------|--------------|---------|----------|----------|---------------|---------------|
|                                    | Plan          | Januar       | Februar      | März         | April        | Mai          | Juni         | Juli         | August       | September    | Oktober | November | Dezember | Ergebnis      | Prognose      |
| <b>2013</b>                        | <b>51.200</b> | <b>4.101</b> | <b>3.800</b> | <b>3.847</b> | <b>4.624</b> | <b>3.800</b> | <b>3.862</b> | <b>3.818</b> | <b>3.948</b> | <b>4.027</b> |         |          |          | <b>35.827</b> | <b>53.000</b> |
| Personal (KGr.40-41)               | 49.100        | 3.800        | 3.800        | 3.800        | 3.800        | 3.800        | 3.800        | 3.800        | 3.853        | 3.853        |         |          |          | 34.307        | 51.000        |
| Sachaufwand (KGr.42)               | 2.000         | 301          | 0            | 0            | 812          | 0            | 62           | 18           | 95           | 173          |         |          |          | 1.461         | 2.000         |
| Transferaufwand (KGr.43)           | 0             | 0            | 0            | 0            | 0            | 0            | 0            | 0            | 0            | 0            |         |          |          | 0             | 0             |
| sonstige (KGr.44)                  | 100           | 0            | 0            | 47           | 12           | 0            | 0            | 0            | 0            | 0            |         |          |          | 59            | 0             |
| Abschreibungen, Zinsen (KGr.45-47) | 0             | 0            | 0            | 0            | 0            | 0            | 0            | 0            | 0            | 0            |         |          |          | 0             | 0             |
| ILV-Aufwand (KGr.48)               | 0             | 0            | 0            | 0            | 0            | 0            | 0            | 0            | 0            | 0            |         |          |          | 0             | 0             |
| außerordentlich (KGr.50-59)        | 0             | 0            | 0            | 0            | 0            | 0            | 0            | 0            | 0            | 0            |         |          |          | 0             | 0             |
| 2012                               | 46.700        | 3.998        | 3.627        | 3.689        | 3.628        | 3.658        | 4.133        | 4.107        | 3.753        | 3.753        | 5.061   | 7.116    | 5.450    | 51.973        |               |
| 2011                               | 42.900        | 4.167        | 3.618        | 3.610        | 3.709        | 4.246        | 3.611        | 5.215        | 2.787        | 4.389        | 4.098   | 6.987    | 4.189    | 50.626        |               |



Produkt:

21801

Schulverwaltung Gesamtschulen

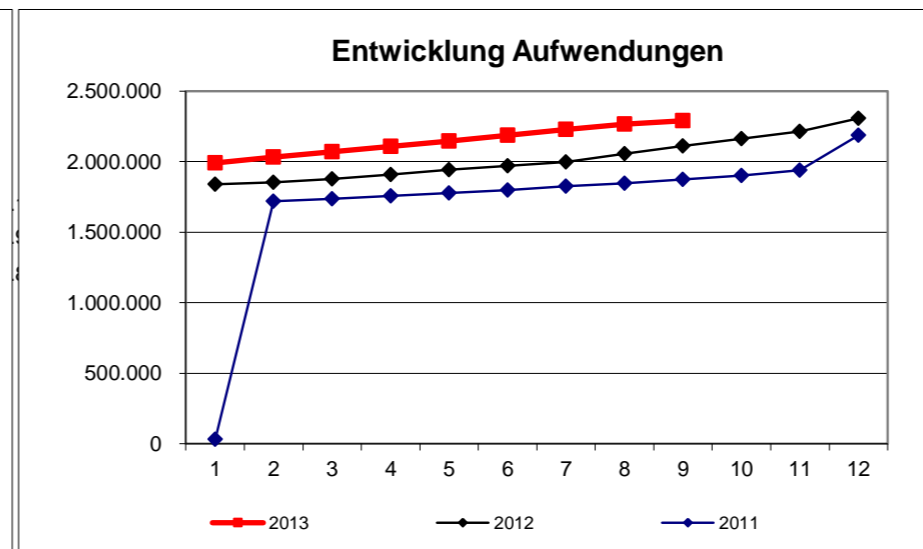
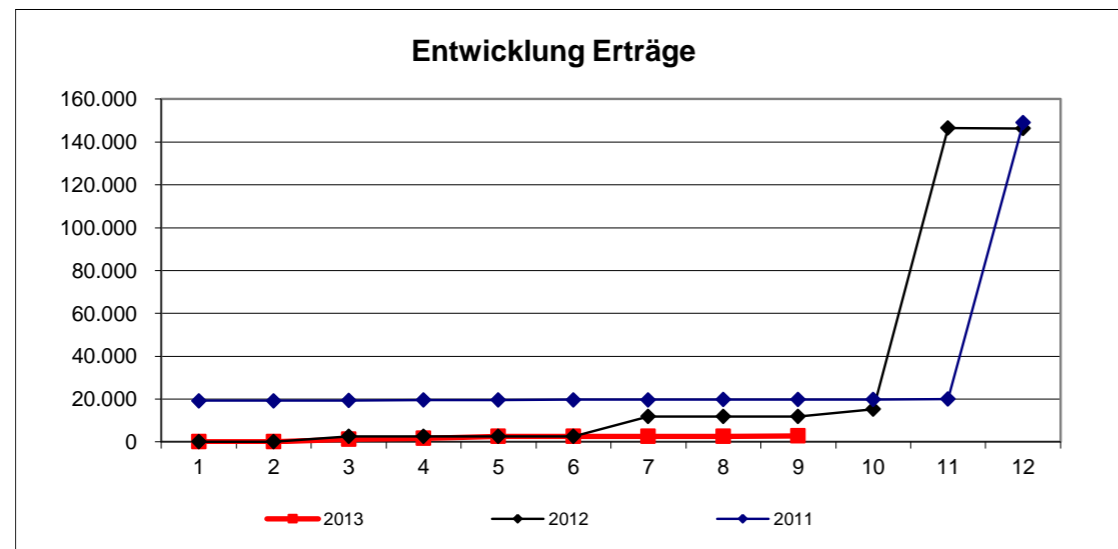
Verantwortlich: Herr Göldner

Stand Ende:

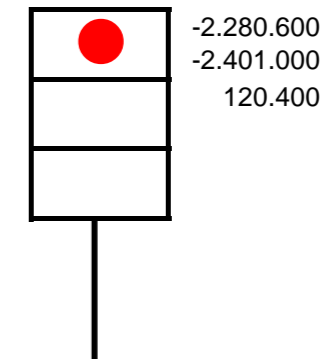
September 2013

| Erträge                     |               |           |           |              |            |            |          |          |           |           |         |          |          |              |               |
|-----------------------------|---------------|-----------|-----------|--------------|------------|------------|----------|----------|-----------|-----------|---------|----------|----------|--------------|---------------|
|                             | Plan          | Januar    | Februar   | März         | April      | Mai        | Juni     | Juli     | August    | September | Oktober | November | Dezember | Ergebnis     | Prognose      |
| <b>2013</b>                 | <b>90.500</b> | <b>52</b> | <b>45</b> | <b>1.145</b> | <b>455</b> | <b>928</b> | <b>0</b> | <b>0</b> | <b>47</b> | <b>49</b> |         |          |          | <b>2.719</b> | <b>92.000</b> |
| ordentlich (KGr.30-37)      | 90.500        | 52        | 45        | 1.145        | 55         | 928        | 0        | 0        | 47        | 49        |         |          |          | 2.319        | 92.000        |
| außerordentlich (KGr.50-59) | 0             | 0         | 0         | 0            | 400        | 0          | 0        | 0        | 0         | 0         |         |          |          | 400          | 0             |
| ILV-Erträge (KGr.38)        | 0             | 0         | 0         | 0            | 0          | 0          | 0        | 0        | 0         | 0         |         |          |          | 0            | 0             |
| 2012                        | 90.500        | 0         | 58        | 2.498        | 48         | 0          | 0        | 9.318    | 0         | 0         | 3.321   | 131.300  | -258     | 146.284      |               |
| 2011                        | 90.500        | 19.214    | 0         | 109          | 250        | 42         | 57       | 0        | 150       | 50        | 0       | 56       | 129.174  | 149.100      |               |

| Aufwendungen                       |                  |                  |               |               |               |               |               |               |               |               |         |          |          |                  |                  |
|------------------------------------|------------------|------------------|---------------|---------------|---------------|---------------|---------------|---------------|---------------|---------------|---------|----------|----------|------------------|------------------|
|                                    | Plan             | Januar           | Februar       | März          | April         | Mai           | Juni          | Juli          | August        | September     | Oktober | November | Dezember | Ergebnis         | Prognose         |
| <b>2013</b>                        | <b>2.371.100</b> | <b>1.992.670</b> | <b>40.597</b> | <b>36.549</b> | <b>39.632</b> | <b>37.992</b> | <b>40.296</b> | <b>39.814</b> | <b>38.717</b> | <b>23.230</b> |         |          |          | <b>2.289.496</b> | <b>2.493.000</b> |
| Personal (KGr.40-41)               | 215.300          | 16.337           | 16.244        | 16.267        | 16.447        | 16.447        | 16.619        | 16.796        | 17.876        | 18.453        |         |          |          | 151.486          | 225.000          |
| Sachaufwand (KGr.42)               | 132.400          | 54.368           | 15.619        | 11.226        | 11.797        | 9.792         | 14.593        | 20.973        | 19.300        | 4.146         |         |          |          | 161.814          | 188.000          |
| Transferaufwand (KGr.43)           | 0                | 0                | 0             | 0             | 0             | 0             | 0             | 0             | 0             | 0             |         |          |          | 0                | 0                |
| sonstige (KGr.44)                  | 20.900           | -26.809          | 8.683         | 9.056         | 11.203        | 11.531        | 9.084         | 2.045         | 1.541         | 630           |         |          |          | 26.964           | 59.000           |
| Abschreibungen, Zinsen (KGr.45-47) | 54.000           | 0                | 51            | 0             | 0             | 0             | 0             | 0             | 0             | 0             |         |          |          | 51               | 72.000           |
| ILV-Aufwand (KGr.48)               | 1.948.500        | 1.948.648        | 0             | 0             | 185           | 222           | 0             | 0             | 0             | 0             |         |          |          | 1.949.056        | 1.949.000        |
| außerordentlich (KGr.50-59)        | 0                | 125              | 0             | 0             | 0             | 0             | 0             | 0             | 0             | 0             |         |          |          | 125              | 0                |
| 2012                               | 2.201.200        | 1.840.334        | 13.955        | 23.411        | 30.011        | 36.661        | 27.047        | 25.210        | 59.717        | 56.001        | 50.122  | 53.036   | 90.393   | 2.305.897        |                  |
| 2011                               | 1.969.200        | 33.938           | 1.684.788     | 19.027        | 18.781        | 23.137        | 20.476        | 25.974        | 22.293        | 24.828        | 28.971  | 37.809   | 248.089  | 2.188.110        |                  |



Prognose  
Produktbudget:



| Leistungsumfang:   |                           |        |                             |          |
|--|---------------------------|--------|-----------------------------|----------|
| Leistung   |                           | Plan   | Stand Berichtsmonat lt. KLR | Prognose |
| Betrieb IGS Peine/Vöhrum   | Schülerinnen/Schüler      | 1.314  | 1.339                       | 1.339    |
| Betrieb IGS Lengede  |                           | 600    | 585                         | 585      |
| Sachkostenausgleichszahlungen für Gesamtschulen<br>sonstiger Schulträger | Schülerinnen/Schüler      | 2      | 0                           | 0        |
| Bücherei IGS   | entlehene Medien          | 10.000 | 5.604                       | 7.100    |
|  | Beratungen                | 1.200  | 730                         | 1.000    |
|  | Führungen                 | 12     | 14                          | 14       |
|  | Ausstellungen             |        |                             |          |
|  | Veranstaltungen           | 6      | 1                           | 2        |
|  | Medienunterr. m. Schulkl. |        |                             |          |
|  | Bestandsaufbau an Medien  | 800    | 405                         | 500      |

Erläuterung/Prognose:

Produkt:

22101000

Schulverwaltung Förderschulen allgemein

Stand Ende:

September 2013

Verantwortlich: Herr Göldner

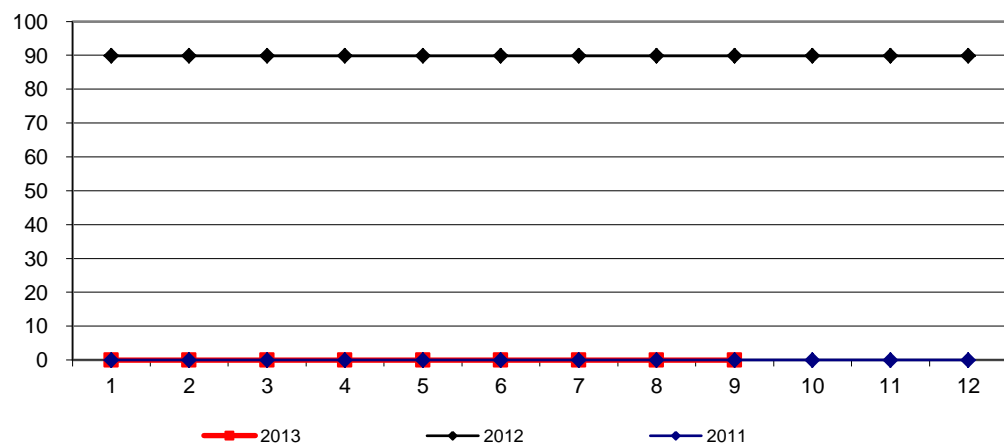
**Erträge**

|                             | Plan     | Januar   | Februar  | März     | April    | Mai      | Juni     | Juli     | August   | September | Oktober | November | Dezember | Ergebnis | Prognose |
|-----------------------------|----------|----------|----------|----------|----------|----------|----------|----------|----------|-----------|---------|----------|----------|----------|----------|
| <b>2013</b>                 | <b>0</b> | <b>0</b> | <b>0</b> | <b>0</b> | <b>0</b> | <b>0</b> | <b>0</b> | <b>0</b> | <b>0</b> | <b>0</b>  |         |          |          | <b>0</b> | <b>0</b> |
| ordentlich (KGr.30-37)      | 0        | 0        | 0        | 0        | 0        | 0        | 0        | 0        | 0        | 0         |         |          |          | 0        | 0        |
| außerordentlich (KGr.50-59) | 0        | 0        | 0        | 0        | 0        | 0        | 0        | 0        | 0        | 0         |         |          |          | 0        | 0        |
| ILV-Erträge (KGr.38)        | 0        | 0        | 0        | 0        | 0        | 0        | 0        | 0        | 0        | 0         |         |          |          | 0        | 0        |
| 2012                        | 0        | 90       | 0        | 0        | 0        | 0        | 0        | 0        | 0        | 0         | 0       | 0        | 0        | 90       |          |
| 2011                        | 0        | 0        | 0        | 0        | 0        | 0        | 0        | 0        | 0        | 0         | 0       | 0        | 0        | 0        | 0        |

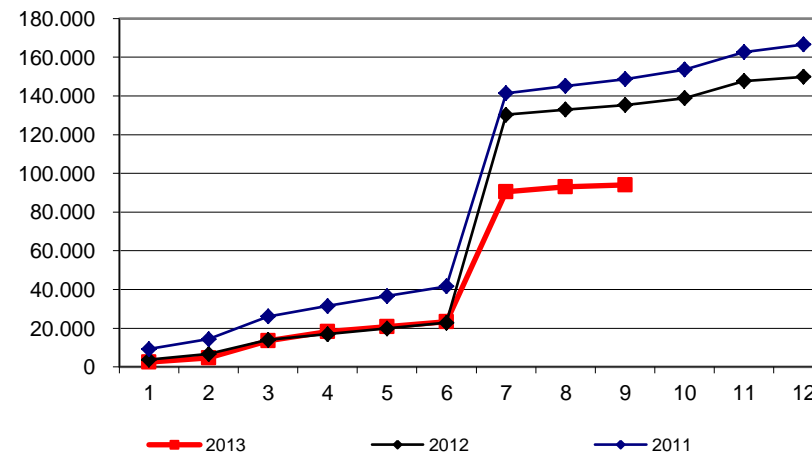
**Aufwendungen**

|                                    | Plan           | Januar       | Februar      | März         | April        | Mai          | Juni         | Juli          | August       | September    | Oktober | November | Dezember | Ergebnis      | Prognose       |
|------------------------------------|----------------|--------------|--------------|--------------|--------------|--------------|--------------|---------------|--------------|--------------|---------|----------|----------|---------------|----------------|
| <b>2013</b>                        | <b>254.000</b> | <b>2.402</b> | <b>2.152</b> | <b>9.039</b> | <b>4.725</b> | <b>2.552</b> | <b>2.552</b> | <b>67.153</b> | <b>2.513</b> | <b>1.013</b> |         |          |          | <b>94.102</b> | <b>205.000</b> |
| Personal (KGr.40-41)               | 0              | 0            | 0            | 0            | 0            | 0            | 0            | 0             | 0            | 0            |         |          |          | 0             | 0              |
| Sachaufwand (KGr.42)               | 50.000         | 0            | 0            | 0            | 0            | 0            | 0            | 0             | 0            | 0            |         |          |          | 0             | 0              |
| Transferaufwand (KGr.43)           | 0              | 0            | 0            | 0            | 0            | 0            | 0            | 0             | 0            | 0            |         |          |          | 0             | 0              |
| sonstige (KGr.44)                  | 204.000        | 2.152        | 2.152        | 9.039        | 4.725        | 2.552        | 2.552        | 67.153        | 2.513        | 0            |         |          |          | 92.838        | 204.000        |
| Abschreibungen, Zinsen (KGr.45-47) | 0              | 0            | 0            | 0            | 0            | 0            | 0            | 0             | 0            | 0            |         |          |          | 0             | 0              |
| ILV-Aufwand (KGr.48)               | 0              | 0            | 0            | 0            | 0            | 0            | 0            | 0             | 0            | 0            |         |          |          | 0             | 0              |
| außerordentlich (KGr.50-59)        | 0              | 250          | 0            | 0            | 0            | 0            | 0            | 0             | 0            | 1.013        |         |          |          | 1.263         | 1.000          |
| 2012                               | 254.000        | 3.673        | 2.969        | 7.293        | 2.966        | 2.966        | 2.924        | 107.501       | 2.679        | 2.375        | 3.495   | 8.931    | 2.162    | 149.934       |                |
| 2011                               | 254.000        | 9.183        | 5.193        | 11.673       | 5.399        | 5.111        | 5.067        | 99.758        | 3.763        | 3.582        | 4.930   | 9.079    | 3.940    | 166.677       |                |

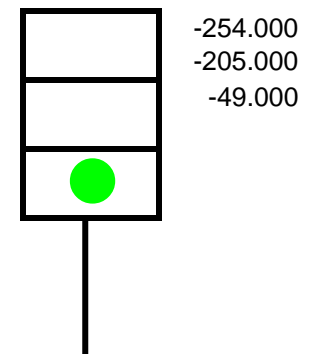
Entwicklung Erträge



Entwicklung Aufwendungen



Prognose  
Produktbudget:



Produkt:

22101100

Förderschule Edemissen

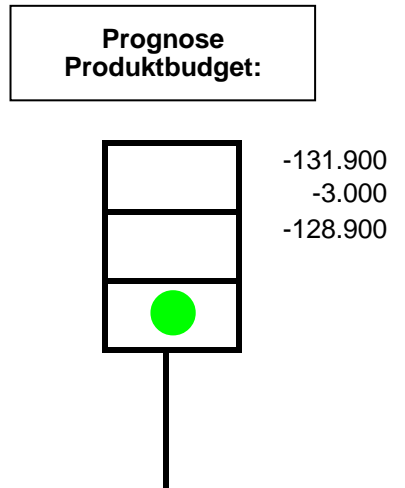
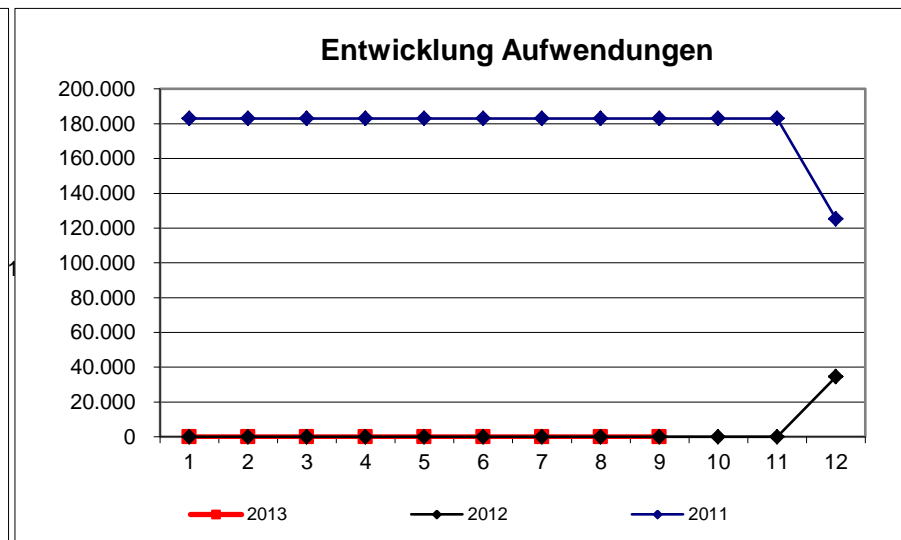
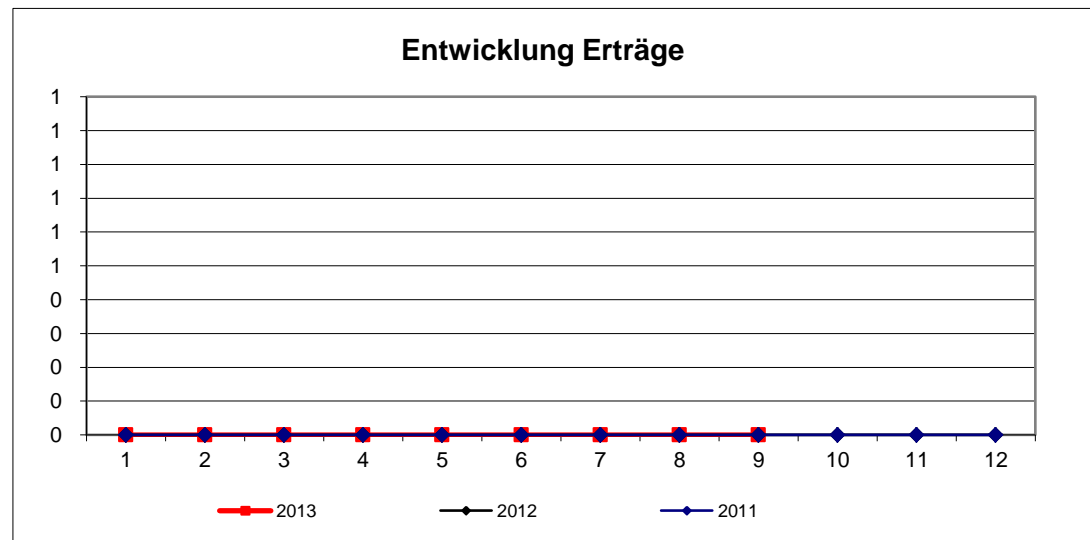
Verantwortlich: Herr Göldner

Stand Ende:

September 2013

| Erträge                     |            |          |          |          |          |          |          |          |          |           |         |          |          |          |          |
|-----------------------------|------------|----------|----------|----------|----------|----------|----------|----------|----------|-----------|---------|----------|----------|----------|----------|
|                             | Plan       | Januar   | Februar  | März     | April    | Mai      | Juni     | Juli     | August   | September | Oktober | November | Dezember | Ergebnis | Prognose |
| <b>2013</b>                 | <b>200</b> | <b>0</b> | <b>0</b> | <b>0</b> | <b>0</b> | <b>0</b> | <b>0</b> | <b>0</b> | <b>0</b> | <b>0</b>  |         |          |          | <b>0</b> | <b>0</b> |
| ordentlich (KGr.30-37)      | 0          | 0        | 0        | 0        | 0        | 0        | 0        | 0        | 0        | 0         |         |          |          | 0        | 0        |
| außerordentlich (KGr.50-59) | 0          | 0        | 0        | 0        | 0        | 0        | 0        | 0        | 0        | 0         |         |          |          | 0        | 0        |
| ILV-Erträge (KGr.38)        | 200        | 0        | 0        | 0        | 0        | 0        | 0        | 0        | 0        | 0         |         |          |          | 0        | 0        |
| 2012                        | 200        | 0        | 0        | 0        | 0        | 0        | 0        | 0        | 0        | 0         | 0       | 0        | 0        | 0        | 0        |
| 2011                        | 200        | 0        | 0        | 0        | 0        | 0        | 0        | 0        | 0        | 0         | 0       | 0        | 0        | 0        | 0        |

| Aufwendungen                       |                |          |          |          |          |          |          |          |          |           |         |          |          |          |              |
|------------------------------------|----------------|----------|----------|----------|----------|----------|----------|----------|----------|-----------|---------|----------|----------|----------|--------------|
|                                    | Plan           | Januar   | Februar  | März     | April    | Mai      | Juni     | Juli     | August   | September | Oktober | November | Dezember | Ergebnis | Prognose     |
| <b>2013</b>                        | <b>132.100</b> | <b>0</b> | <b>0</b> | <b>0</b> | <b>0</b> | <b>0</b> | <b>0</b> | <b>0</b> | <b>0</b> | <b>0</b>  |         |          |          | <b>0</b> | <b>3.000</b> |
| Personal (KGr.40-41)               | 0              | 0        | 0        | 0        | 0        | 0        | 0        | 0        | 0        | 0         |         |          |          | 0        | 0            |
| Sachaufwand (KGr.42)               | 0              | 0        | 0        | 0        | 0        | 0        | 0        | 0        | 0        | 0         |         |          |          | 0        | 0            |
| Transferaufwand (KGr.43)           | 0              | 0        | 0        | 0        | 0        | 0        | 0        | 0        | 0        | 0         |         |          |          | 0        | 0            |
| sonstige (KGr.44)                  | 0              | 0        | 0        | 0        | 0        | 0        | 0        | 0        | 0        | 0         |         |          |          | 0        | 0            |
| Abschreibungen, Zinsen (KGr.45-47) | 1.000          | 0        | 0        | 0        | 0        | 0        | 0        | 0        | 0        | 0         |         |          |          | 0        | 1.000        |
| ILV-Aufwand (KGr.48)               | 131.100        | 0        | 0        | 0        | 0        | 0        | 0        | 0        | 0        | 0         |         |          |          | 0        | 2.000        |
| außerordentlich (KGr.50-59)        | 0              | 0        | 0        | 0        | 0        | 0        | 0        | 0        | 0        | 0         |         |          |          | 0        | 0            |
| 2012                               | 164.600        | 0        | 0        | 0        | 0        | 0        | 0        | 0        | 0        | 0         | 0       | 0        | 34.520   | 34.520   | 0            |
| 2011                               | 186.100        | 183.000  | 0        | 0        | 0        | 0        | 0        | 0        | 0        | 0         | 0       | 0        | -57.631  | 125.369  | 0            |



Produkt:

22101200

Förderschule Peine

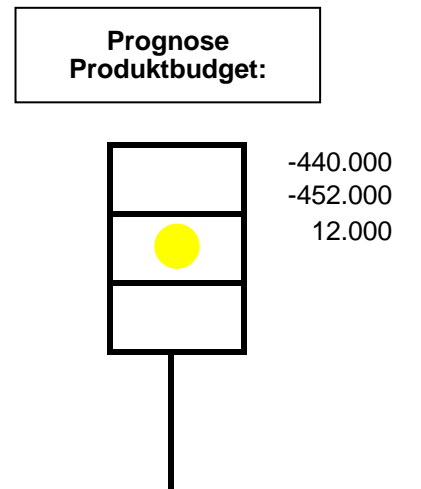
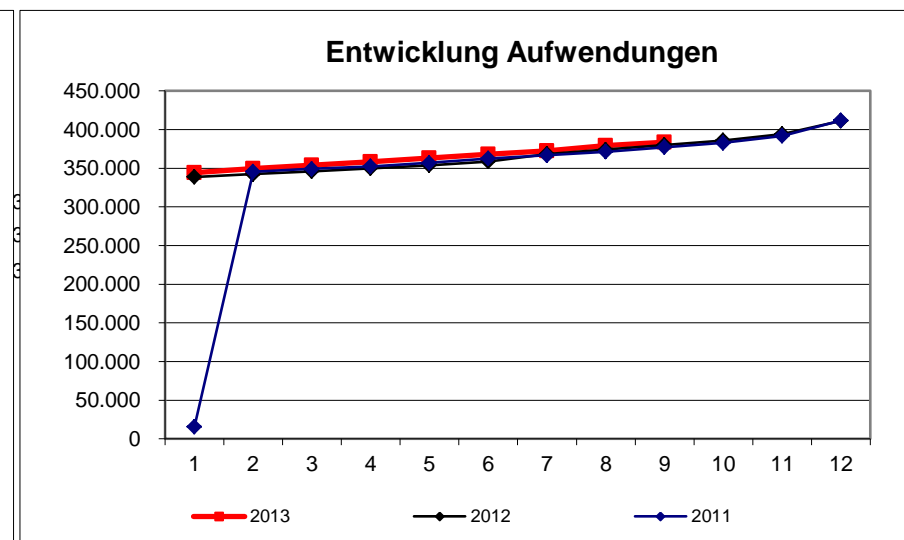
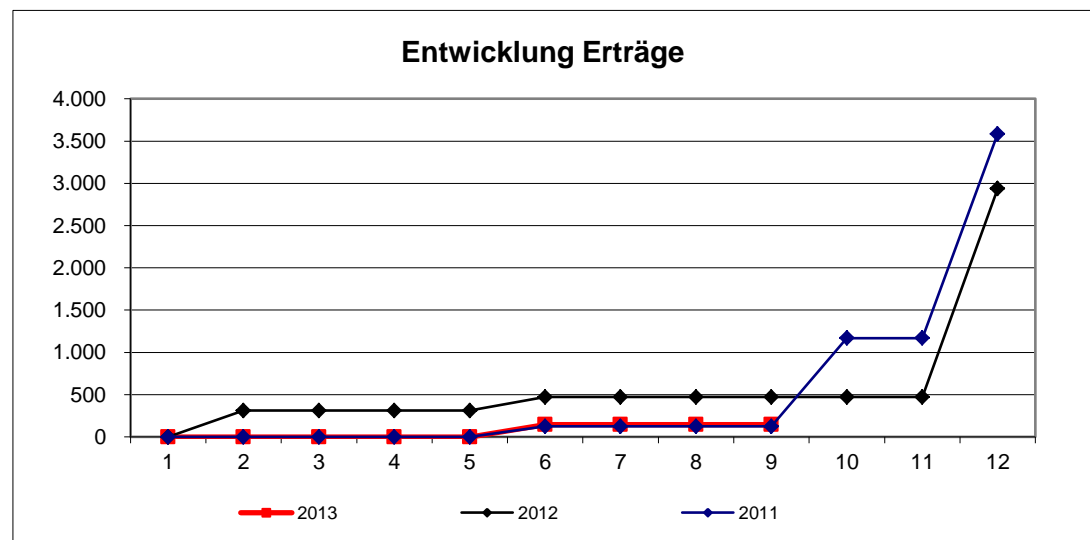
Verantwortlich: Herr Göldner

Stand Ende:

September 2013

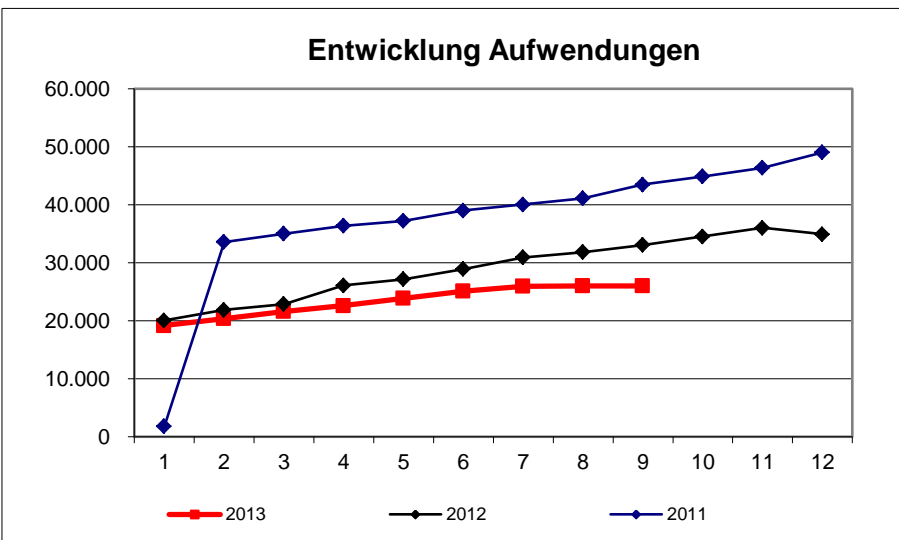
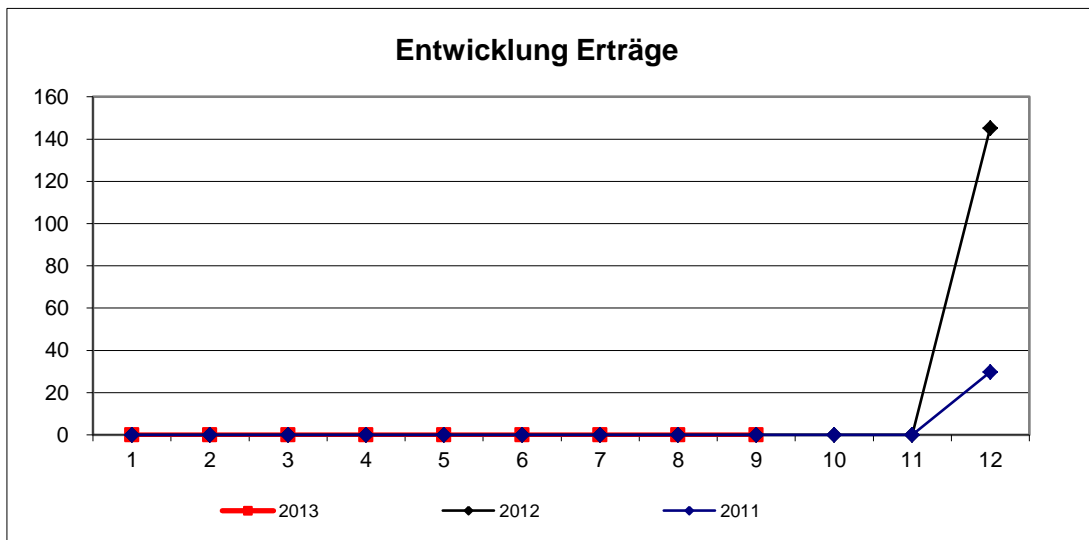
| Erträge                     |            |          |          |          |          |          |            |          |          |           |         |          |          |            |              |
|-----------------------------|------------|----------|----------|----------|----------|----------|------------|----------|----------|-----------|---------|----------|----------|------------|--------------|
|                             | Plan       | Januar   | Februar  | März     | April    | Mai      | Juni       | Juli     | August   | September | Oktober | November | Dezember | Ergebnis   | Prognose     |
| <b>2013</b>                 | <b>500</b> | <b>0</b> | <b>0</b> | <b>0</b> | <b>0</b> | <b>0</b> | <b>147</b> | <b>0</b> | <b>0</b> | <b>0</b>  |         |          |          | <b>147</b> | <b>2.000</b> |
| ordentlich (KGr.30-37)      | 0          | 0        | 0        | 0        | 0        | 0        | 147        | 0        | 0        | 0         |         |          |          | 147        | 0            |
| außerordentlich (KGr.50-59) | 0          | 0        | 0        | 0        | 0        | 0        | 0          | 0        | 0        | 0         |         |          |          | 0          | 0            |
| ILV-Erträge (KGr.38)        | 500        | 0        | 0        | 0        | 0        | 0        | 0          | 0        | 0        | 0         |         |          |          | 0          | 2.000        |
| 2012                        | 500        | 0        | 311      | 0        | 0        | 0        | 161        | 0        | 0        | 0         | 0       | 0        | 2.465    | 2.937      |              |
| 2011                        | 500        | 0        | 0        | 0        | 0        | 0        | 126        | 0        | 0        | 0         | 1.043   | 0        | 2.416    | 3.585      |              |

| Aufwendungen                       |                |                |              |              |              |              |              |              |              |              |         |          |          |                |                |
|------------------------------------|----------------|----------------|--------------|--------------|--------------|--------------|--------------|--------------|--------------|--------------|---------|----------|----------|----------------|----------------|
|                                    | Plan           | Januar         | Februar      | März         | April        | Mai          | Juni         | Juli         | August       | September    | Oktober | November | Dezember | Ergebnis       | Prognose       |
| <b>2013</b>                        | <b>440.500</b> | <b>344.269</b> | <b>5.243</b> | <b>4.302</b> | <b>4.598</b> | <b>4.758</b> | <b>4.713</b> | <b>4.734</b> | <b>6.626</b> | <b>4.349</b> |         |          |          | <b>383.591</b> | <b>454.000</b> |
| Personal (KGr.40-41)               | 38.200         | 3.650          | 3.650        | 3.650        | 3.650        | 3.650        | 3.650        | 3.516        | 3.692        | 3.692        |         |          |          | 32.800         | 47.000         |
| Sachaufwand (KGr.42)               | 59.900         | 8.913          | 1.210        | 438          | 697          | 911          | 845          | 894          | 1.791        | 490          |         |          |          | 16.189         | 60.000         |
| Transferaufwand (KGr.43)           | 0              | 0              | 0            | 0            | 0            | 0            | 0            | 0            | 0            | 0            |         |          |          | 0              | 0              |
| sonstige (KGr.44)                  | 6.400          | 306            | 383          | 214          | 250          | 197          | 218          | 324          | 1.143        | 167          |         |          |          | 3.202          | 9.000          |
| Abschreibungen, Zinsen (KGr.45-47) | 4.600          | 0              | 0            | 0            | 0            | 0            | 0            | 0            | 0            | 0            |         |          |          | 0              | 7.000          |
| ILV-Aufwand (KGr.48)               | 331.400        | 331.400        | 0            | 0            | 0            | 0            | 0            | 0            | 0            | 0            |         |          |          | 331.400        | 331.000        |
| außerordentlich (KGr.50-59)        | 0              | 0              | 0            | 0            | 0            | 0            | 0            | 0            | 0            | 0            |         |          |          | 0              | 0              |
| 2012                               | 429.800        | 338.695        | 3.683        | 3.512        | 3.978        | 3.927        | 5.045        | 9.514        | 5.601        | 6.213        | 5.785   | 8.217    | 17.240   | 411.410        |                |
| 2011                               | 430.400        | 15.702         | 329.747      | 3.716        | 3.347        | 4.486        | 5.696        | 3.999        | 4.721        | 5.848        | 5.468   | 9.202    | 19.915   | 411.847        |                |



| Erträge                     |            |          |          |          |          |          |          |          |          |           |         |          |          |          |          |
|-----------------------------|------------|----------|----------|----------|----------|----------|----------|----------|----------|-----------|---------|----------|----------|----------|----------|
|                             | Plan       | Januar   | Februar  | März     | April    | Mai      | Juni     | Juli     | August   | September | Oktober | November | Dezember | Ergebnis | Prognose |
| <b>2013</b>                 | <b>300</b> | <b>0</b> | <b>0</b> | <b>0</b> | <b>0</b> | <b>0</b> | <b>0</b> | <b>0</b> | <b>0</b> | <b>0</b>  |         |          |          | <b>0</b> | <b>0</b> |
| ordentlich (KGr.30-37)      | 100        | 0        | 0        | 0        | 0        | 0        | 0        | 0        | 0        | 0         |         |          |          | 0        | 0        |
| außerordentlich (KGr.50-59) | 0          | 0        | 0        | 0        | 0        | 0        | 0        | 0        | 0        | 0         |         |          |          | 0        | 0        |
| ILV-Erträge (KGr.38)        | 200        | 0        | 0        | 0        | 0        | 0        | 0        | 0        | 0        | 0         |         |          |          | 0        | 0        |
| 2012                        | 300        | 0        | 0        | 0        | 0        | 0        | 0        | 0        | 0        | 0         | 0       | 0        | 145      | 145      |          |
| 2011                        | 300        | 0        | 0        | 0        | 0        | 0        | 0        | 0        | 0        | 0         | 0       | 0        | 30       | 30       |          |

| Aufwendungen                       |               |               |              |              |            |              |              |            |           |           |         |          |          |               |               |
|------------------------------------|---------------|---------------|--------------|--------------|------------|--------------|--------------|------------|-----------|-----------|---------|----------|----------|---------------|---------------|
|                                    | Plan          | Januar        | Februar      | März         | April      | Mai          | Juni         | Juli       | August    | September | Oktober | November | Dezember | Ergebnis      | Prognose      |
| <b>2013</b>                        | <b>40.400</b> | <b>19.179</b> | <b>1.221</b> | <b>1.239</b> | <b>980</b> | <b>1.262</b> | <b>1.253</b> | <b>818</b> | <b>66</b> | <b>0</b>  |         |          |          | <b>26.018</b> | <b>37.000</b> |
| Personal (KGr.40-41)               | 9.400         | 757           | 757          | 924          | 752        | 752          | 752          | 752        | 0         | 0         |         |          |          | 5.447         | 5.000         |
| Sachaufwand (KGr.42)               | 9.300         | 801           | 214          | 250          | 108        | 266          | 435          | 0          | 0         | 0         |         |          |          | 2.073         | 9.000         |
| Transferaufwand (KGr.43)           | 0             | 0             | 0            | 0            | 0          | 0            | 0            | 0          | 0         | 0         |         |          |          | 0             | 0             |
| sonstige (KGr.44)                  | 3.200         | 421           | 251          | 66           | 120        | 244          | 66           | 66         | 66        | 0         |         |          |          | 1.298         | 4.000         |
| Abschreibungen, Zinsen (KGr.45-47) | 800           | 0             | 0            | 0            | 0          | 0            | 0            | 0          | 0         | 0         |         |          |          | 0             | 1.000         |
| ILV-Aufwand (KGr.48)               | 17.700        | 17.200        | 0            | 0            | 0          | 0            | 0            | 0          | 0         | 0         |         |          |          | 17.200        | 18.000        |
| außerordentlich (KGr.50-59)        | 0             | 0             | 0            | 0            | 0          | 0            | 0            | 0          | 0         | 0         |         |          |          | 0             | 0             |
| 2012                               | 40.500        | 20.084        | 1.814        | 999          | 3.212      | 1.082        | 1.743        | 2.010      | 923       | 1.208     | 1.461   | 1.498    | -1.099   | 34.935        |               |
| 2011                               | 52.300        | 1.844         | 31.755       | 1.449        | 1.360      | 821          | 1.815        | 1.019      | 1.073     | 2.380     | 1.372   | 1.492    | 2.689    | 49.068        |               |



**Prognose  
Produktbudget:**

|   |         |
|---|---------|
|   | -40.100 |
| ● | -37.000 |
|   | -3.100  |

Produkt:

22101500

Förderschule Ilsede

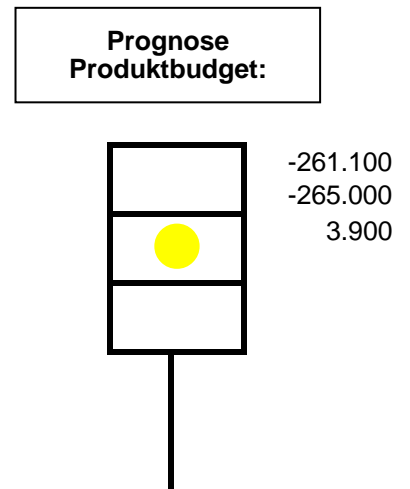
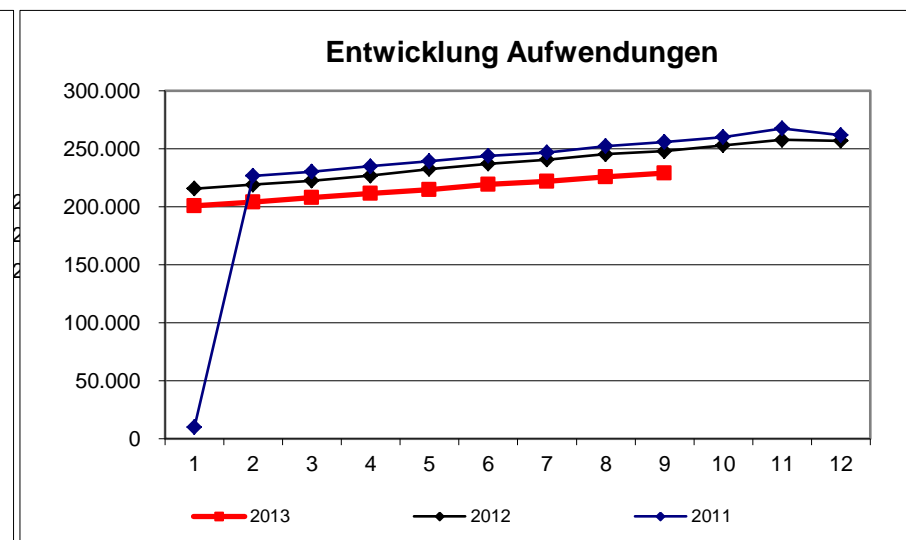
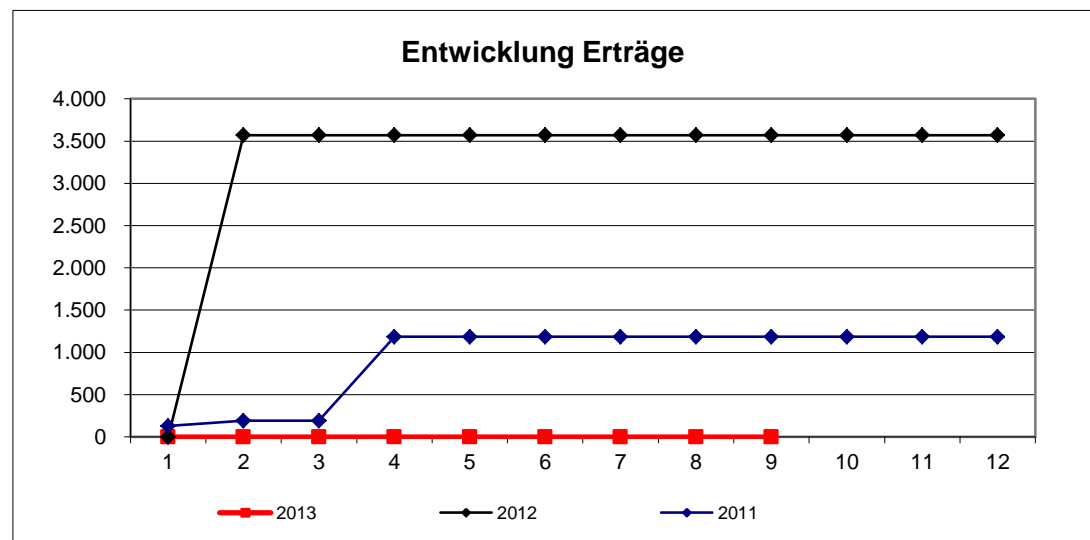
Verantwortlich: Herr Göldner

Stand Ende:

September 2013

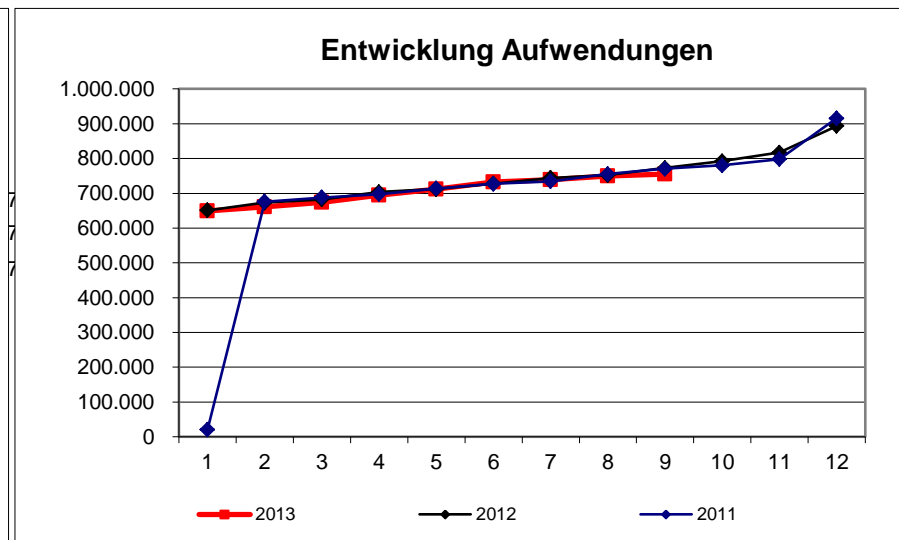
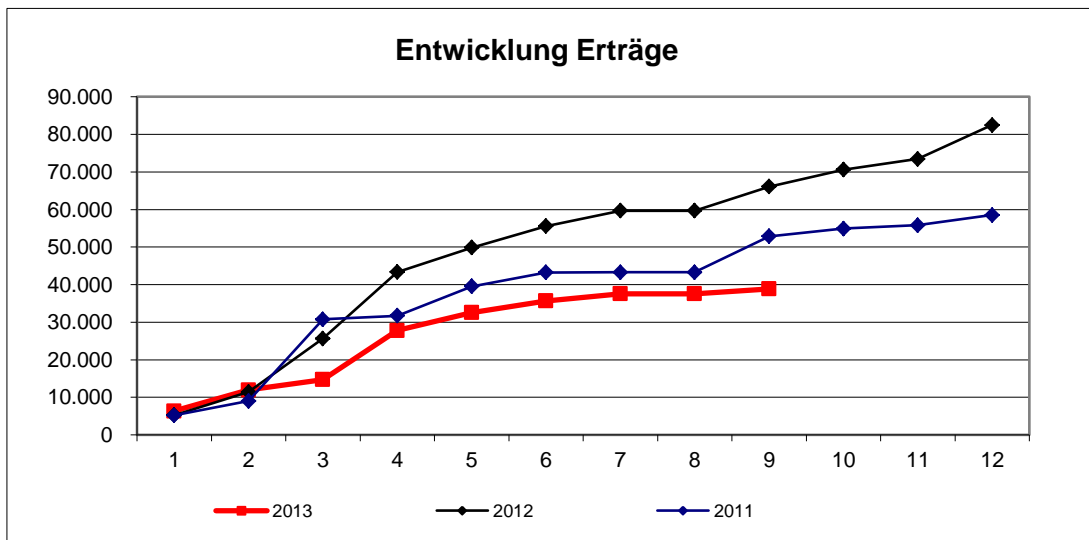
| Erträge                     |          |          |          |          |          |          |          |          |          |           |         |          |          |          |          |
|-----------------------------|----------|----------|----------|----------|----------|----------|----------|----------|----------|-----------|---------|----------|----------|----------|----------|
|                             | Plan     | Januar   | Februar  | März     | April    | Mai      | Juni     | Juli     | August   | September | Oktober | November | Dezember | Ergebnis | Prognose |
| <b>2013</b>                 | <b>0</b> | <b>0</b> | <b>0</b> | <b>0</b> | <b>0</b> | <b>0</b> | <b>0</b> | <b>0</b> | <b>0</b> | <b>0</b>  |         |          |          | <b>0</b> | <b>0</b> |
| ordentlich (KGr.30-37)      | 0        | 0        | 0        | 0        | 0        | 0        | 0        | 0        | 0        | 0         |         |          |          | 0        | 0        |
| außerordentlich (KGr.50-59) | 0        | 0        | 0        | 0        | 0        | 0        | 0        | 0        | 0        | 0         |         |          |          | 0        | 0        |
| ILV-Erträge (KGr.38)        | 0        | 0        | 0        | 0        | 0        | 0        | 0        | 0        | 0        | 0         |         |          |          | 0        | 0        |
| 2012                        | 0        | 0        | 3.570    | 0        | 0        | 0        | 0        | 0        | 0        | 0         | 0       | 0        | 0        | 3.570    |          |
| 2011                        | 0        | 128      | 65       | 0        | 991      | 0        | 0        | 0        | 0        | 0         | 0       | 0        | 0        | 1.184    |          |

| Aufwendungen                       |                |                |              |              |              |              |              |              |              |              |         |          |          |                |                |
|------------------------------------|----------------|----------------|--------------|--------------|--------------|--------------|--------------|--------------|--------------|--------------|---------|----------|----------|----------------|----------------|
|                                    | Plan           | Januar         | Februar      | März         | April        | Mai          | Juni         | Juli         | August       | September    | Oktober | November | Dezember | Ergebnis       | Prognose       |
| <b>2013</b>                        | <b>261.100</b> | <b>200.811</b> | <b>3.350</b> | <b>3.965</b> | <b>3.614</b> | <b>3.161</b> | <b>4.621</b> | <b>2.414</b> | <b>3.892</b> | <b>3.221</b> |         |          |          | <b>229.049</b> | <b>265.000</b> |
| Personal (KGr.40-41)               | 37.200         | 2.283          | 2.283        | 2.283        | 2.283        | 2.283        | 2.283        | 2.283        | 3.078        | 3.078        |         |          |          | 22.137         | 35.000         |
| Sachaufwand (KGr.42)               | 22.700         | 3.128          | 973          | 786          | 1.182        | 772          | 803          | 6            | 700          | 143          |         |          |          | 8.492          | 23.000         |
| Transferaufwand (KGr.43)           | 0              | 0              | 0            | 0            | 0            | 0            | 0            | 0            | 0            | 0            |         |          |          | 0              | 0              |
| sonstige (KGr.44)                  | 3.100          | 600            | 93           | 196          | 149          | 107          | 394          | 126          | 114          | 0            |         |          |          | 1.779          | 4.000          |
| Abschreibungen, Zinsen (KGr.45-47) | 3.300          | 0              | 0            | 0            | 0            | 0            | 0            | 0            | 0            | 0            |         |          |          | 0              | 6.000          |
| ILV-Aufwand (KGr.48)               | 194.800        | 194.800        | 0            | 700          | 0            | 0            | 1.141        | 0            | 0            | 0            |         |          |          | 196.641        | 197.000        |
| außerordentlich (KGr.50-59)        | 0              | 0              | 0            | 0            | 0            | 0            | 0            | 0            | 0            | 0            |         |          |          | 0              | 0              |
| 2012                               | 273.300        | 215.834        | 3.364        | 3.345        | 4.402        | 5.674        | 4.494        | 3.543        | 4.761        | 2.690        | 4.962   | 4.692    | -811     | 256.950        |                |
| 2011                               | 271.100        | 10.004         | 216.795      | 3.663        | 4.566        | 4.502        | 4.418        | 2.989        | 5.465        | 3.613        | 4.222   | 7.426    | -5.804   | 261.858        |                |



| Erträge                     |               |              |              |              |               |              |              |              |          |              |         |          |          |               |               |
|-----------------------------|---------------|--------------|--------------|--------------|---------------|--------------|--------------|--------------|----------|--------------|---------|----------|----------|---------------|---------------|
|                             | Plan          | Januar       | Februar      | März         | April         | Mai          | Juni         | Juli         | August   | September    | Oktober | November | Dezember | Ergebnis      | Prognose      |
| <b>2013</b>                 | <b>65.200</b> | <b>6.356</b> | <b>5.596</b> | <b>2.757</b> | <b>13.080</b> | <b>4.746</b> | <b>3.141</b> | <b>1.836</b> | <b>0</b> | <b>1.362</b> |         |          |          | <b>38.874</b> | <b>67.000</b> |
| ordentlich (KGr.30-37)      | 65.000        | 5.097        | 5.596        | 2.757        | 13.080        | 4.746        | 3.141        | 1.836        | 0        | 1.362        |         |          |          | 37.616        | 66.000        |
| außerordentlich (KGr.50-59) | 0             | 1.259        | 0            | 0            | 0             | 0            | 0            | 0            | 0        | 0            |         |          |          | 1.259         | 1.000         |
| ILV-Erträge (KGr.38)        | 200           | 0            | 0            | 0            | 0             | 0            | 0            | 0            | 0        | 0            |         |          |          | 0             | 0             |
| 2012                        | 65.200        | 5.278        | 6.143        | 14.213       | 17.704        | 6.545        | 5.691        | 4.081        | 0        | 6.442        | 4.517   | 2.835    | 9.023    | <b>82.472</b> |               |
| 2011                        | 65.200        | 5.185        | 3.818        | 21.795       | 924           | 7.816        | 3.713        | 31           | 0        | 9.563        | 2.056   | 910      | 2.716    | <b>58.528</b> |               |

| Aufwendungen                       |                |                |               |               |               |               |               |              |               |              |         |          |          |                |                |
|------------------------------------|----------------|----------------|---------------|---------------|---------------|---------------|---------------|--------------|---------------|--------------|---------|----------|----------|----------------|----------------|
|                                    | Plan           | Januar         | Februar       | März          | April         | Mai           | Juni          | Juli         | August        | September    | Oktober | November | Dezember | Ergebnis       | Prognose       |
| <b>2013</b>                        | <b>793.400</b> | <b>649.399</b> | <b>12.027</b> | <b>12.427</b> | <b>20.541</b> | <b>17.408</b> | <b>20.606</b> | <b>6.119</b> | <b>11.381</b> | <b>5.409</b> |         |          |          | <b>755.317</b> | <b>820.000</b> |
| Personal (KGr.40-41)               | 45.800         | 4.222          | 4.225         | 4.253         | 6.643         | 6.806         | 4.563         | 4.429        | 4.311         | 3.985        |         |          |          | 43.434         | 60.000         |
| Sachaufwand (KGr.42)               | 36.200         | 4.285          | 46            | 558           | 2.544         | 1.125         | 4.119         | 1.781        | 1.132         | 1.295        |         |          |          | 16.886         | 24.000         |
| Transferaufwand (KGr.43)           | 0              | 0              | 0             | 0             | 0             | 0             | 0             | 0            | 0             | 0            |         |          |          | 0              | 0              |
| sonstige (KGr.44)                  | 49.100         | 16.466         | 7.626         | 4.941         | 11.243        | 9.452         | 9.142         | -90          | 5.939         | 130          |         |          |          | 64.848         | 75.000         |
| Abschreibungen, Zinsen (KGr.45-47) | 26.500         | 40             | 130           | 0             | 0             | 0             | 31            | 0            | 0             | 0            |         |          |          | 202            | 20.000         |
| ILV-Aufwand (KGr.48)               | 635.800        | 624.300        | 0             | 2.590         | 0             | 0             | 2.751         | 0            | 0             | 0            |         |          |          | 629.641        | 641.000        |
| außerordentlich (KGr.50-59)        | 0              | 86             | 0             | 85            | 112           | 25            | 0             | 0            | 0             | 0            |         |          |          | 307            | 0              |
| 2012                               | 803.000        | 650.825        | 22.174        | 9.509         | 20.831        | 8.985         | 15.752        | 16.041       | 8.058         | 20.598       | 19.426  | 24.839   | 76.050   | <b>893.087</b> |                |
| 2011                               | 795.000        | 20.753         | 654.867       | 12.282        | 9.832         | 15.996        | 13.408        | 7.136        | 21.198        | 15.245       | 9.692   | 18.091   | 117.054  | <b>915.555</b> |                |



**Prognose  
Produktbudget:**

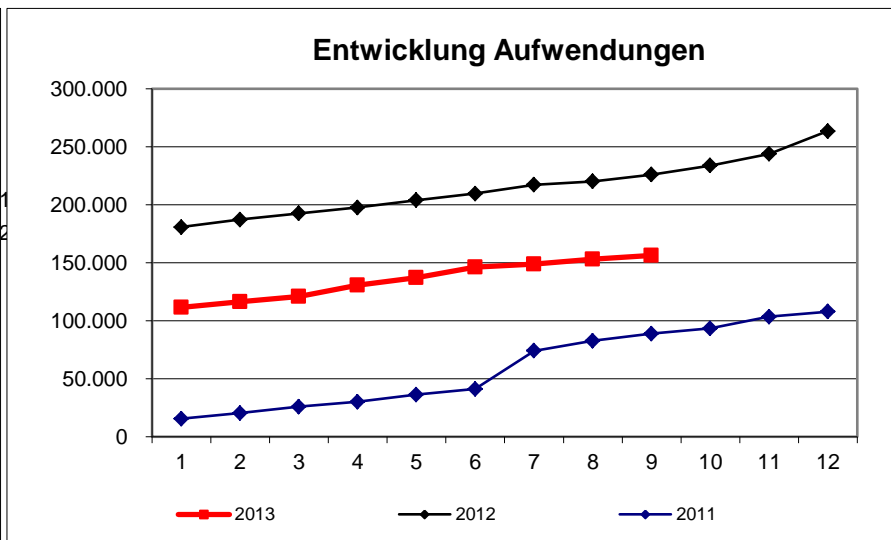
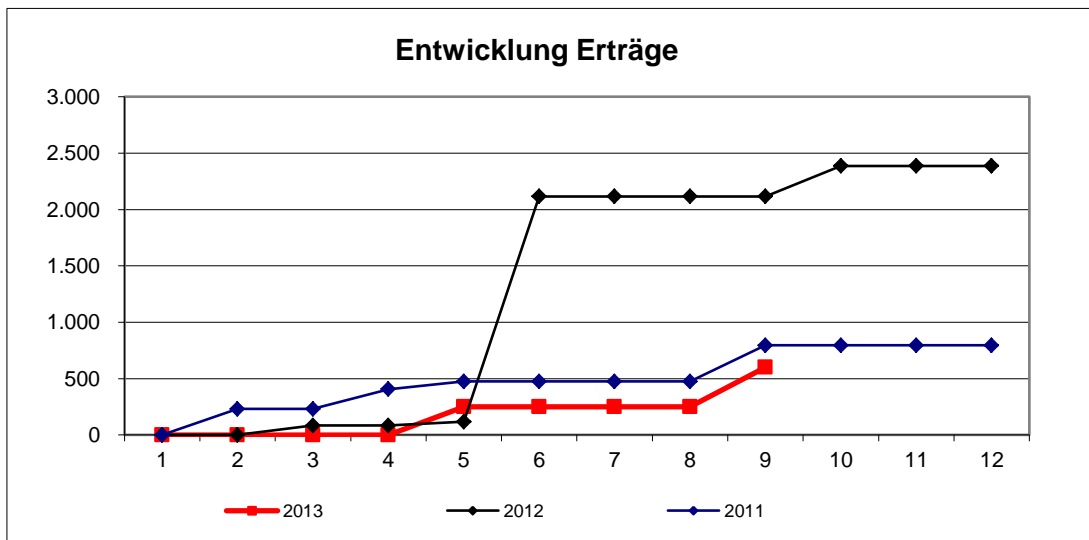
|   |          |
|---|----------|
| ● | -728.200 |
| □ | -753.000 |
| □ | 24.800   |



Verantwortlich: Herr Göldner

| Erträge                     |          |          |          |          |          |            |          |          |          |            |         |          |          |            |              |
|-----------------------------|----------|----------|----------|----------|----------|------------|----------|----------|----------|------------|---------|----------|----------|------------|--------------|
|                             | Plan     | Januar   | Februar  | März     | April    | Mai        | Juni     | Juli     | August   | September  | Oktober | November | Dezember | Ergebnis   | Prognose     |
| <b>2013</b>                 | <b>0</b> | <b>0</b> | <b>0</b> | <b>0</b> | <b>0</b> | <b>250</b> | <b>0</b> | <b>0</b> | <b>0</b> | <b>350</b> |         |          |          | <b>600</b> | <b>1.000</b> |
| ordentlich (KGr.30-37)      | 0        | 0        | 0        | 0        | 0        | 250        | 0        | 0        | 0        | 350        |         |          |          | 600        | 1.000        |
| außerordentlich (KGr.50-59) | 0        | 0        | 0        | 0        | 0        | 0          | 0        | 0        | 0        | 0          |         |          |          | 0          | 0            |
| ILV-Erträge (KGr.38)        | 0        | 0        | 0        | 0        | 0        | 0          | 0        | 0        | 0        | 0          |         |          |          | 0          | 0            |
| 2012                        | 0        | 0        | 0        | 85       | 0        | 32         | 2.000    | 0        | 0        | 0          | 270     | 0        | 0        | 2.387      |              |
| 2011                        | 0        | 0        | 231      | 0        | 175      | 69         | 0        | 0        | 0        | 320        | 0       | 0        | 0        | 795        |              |

| Aufwendungen                       |                |                |              |              |              |              |              |              |              |              |         |          |          |                |                |
|------------------------------------|----------------|----------------|--------------|--------------|--------------|--------------|--------------|--------------|--------------|--------------|---------|----------|----------|----------------|----------------|
|                                    | Plan           | Januar         | Februar      | März         | April        | Mai          | Juni         | Juli         | August       | September    | Oktober | November | Dezember | Ergebnis       | Prognose       |
| <b>2013</b>                        | <b>164.800</b> | <b>111.517</b> | <b>4.905</b> | <b>4.753</b> | <b>9.517</b> | <b>6.510</b> | <b>9.237</b> | <b>2.630</b> | <b>4.258</b> | <b>3.001</b> |         |          |          | <b>156.328</b> | <b>187.000</b> |
| Personal (KGr.40-41)               | 30.100         | 2.319          | 2.319        | 2.319        | 2.319        | 2.319        | 2.319        | 2.319        | 2.351        | 2.351        |         |          |          | 20.933         | 31.000         |
| Sachaufwand (KGr.42)               | 6.500          | 597            | 149          | 387          | 3.111        | 111          | 2.337        | 60           | 479          | 148          |         |          |          | 7.378          | 10.000         |
| Transferaufwand (KGr.43)           | 0              | 0              | 0            | 0            | 0            | 0            | 0            | 0            | 0            | 0            |         |          |          | 0              | 0              |
| sonstige (KGr.44)                  | 21.100         | 6.717          | 2.437        | 1.487        | 4.088        | 4.080        | 3.882        | 251          | 1.428        | 501          |         |          |          | 24.871         | 37.000         |
| Abschreibungen, Zinsen (KGr.45-47) | 5.400          | 0              | 0            | 0            | 0            | 0            | 0            | 0            | 0            | 0            |         |          |          | 0              | 6.000          |
| ILV-Aufwand (KGr.48)               | 101.700        | 101.700        | 0            | 560          | 0            | 0            | 700          | 0            | 0            | 0            |         |          |          | 102.960        | 103.000        |
| außerordentlich (KGr.50-59)        | 0              | 185            | 0            | 0            | 0            | 0            | 0            | 0            | 0            | 0            |         |          |          | 185            | 0              |
| 2012                               | 234.700        | 180.817        | 6.562        | 5.268        | 5.053        | 6.447        | 5.551        | 7.636        | 2.873        | 5.858        | 7.845   | 10.111   | 19.610   | 263.630        |                |
| 2011                               | 240.600        | 15.670         | 4.882        | 5.396        | 4.208        | 6.343        | 4.679        | 32.995       | 8.744        | 6.084        | 4.532   | 10.156   | 4.246    | 107.935        |                |



**Prognose  
Produktbudget:**

|   |          |
|---|----------|
| ● | -164.800 |
| □ | -186.000 |
| □ | 21.200   |

Produkt:

22101

Schulverwaltung Förderschulen

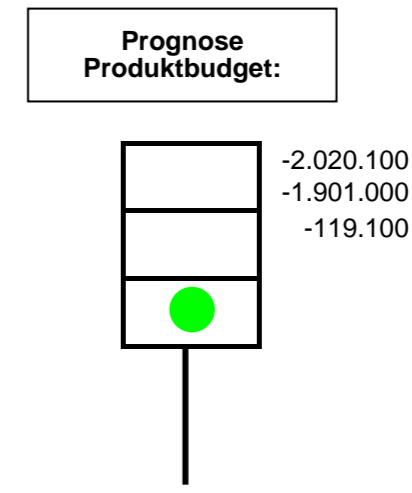
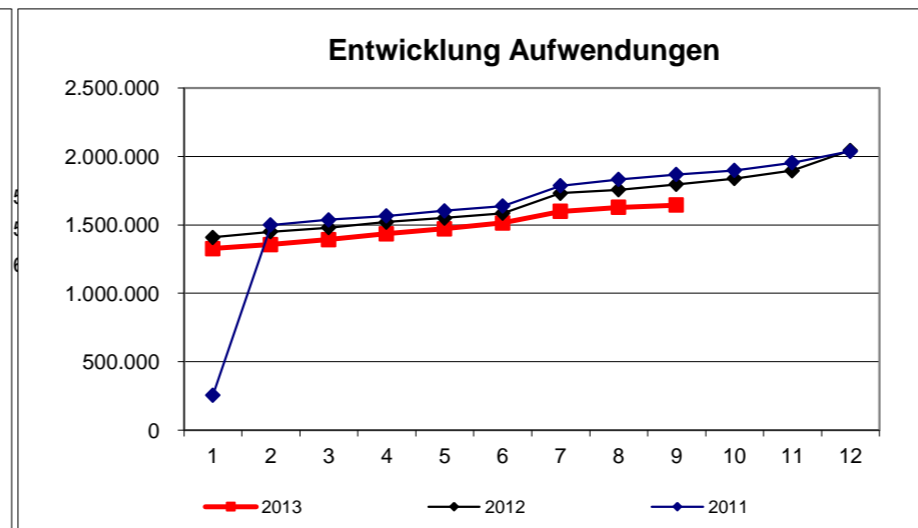
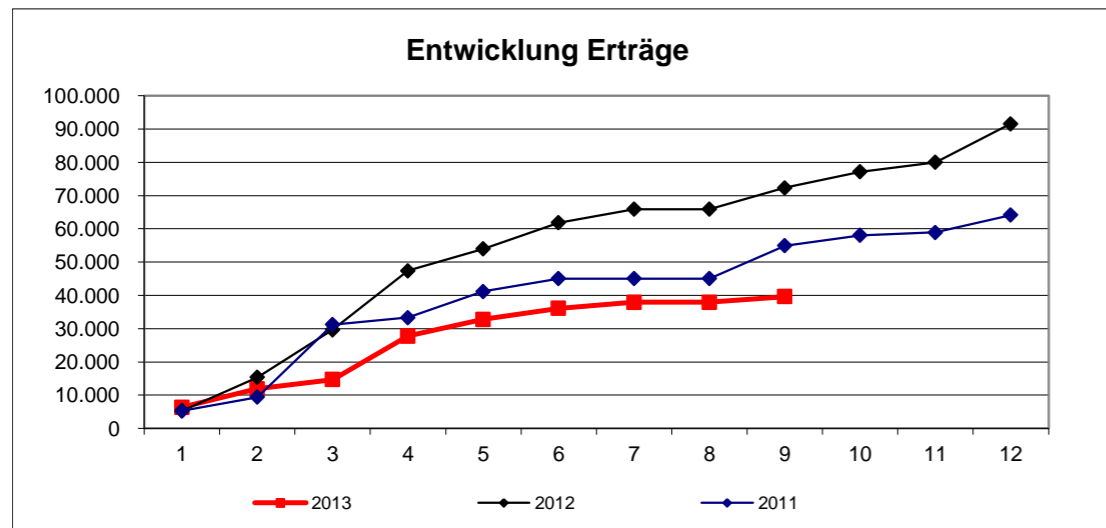
Stand Ende:

September 2013

Verantwortlich: Herr Göldner

| Erträge                     |               |              |              |              |               |              |              |              |          |              |         |          |          |               | Ergebnis      | Prognose |
|-----------------------------|---------------|--------------|--------------|--------------|---------------|--------------|--------------|--------------|----------|--------------|---------|----------|----------|---------------|---------------|----------|
|                             | Plan          | Januar       | Februar      | März         | April         | Mai          | Juni         | Juli         | August   | September    | Oktober | November | Dezember |               |               |          |
| <b>2013</b>                 | <b>66.200</b> | <b>6.356</b> | <b>5.596</b> | <b>2.757</b> | <b>13.080</b> | <b>4.996</b> | <b>3.288</b> | <b>1.836</b> | <b>0</b> | <b>1.712</b> |         |          |          | <b>39.621</b> | <b>70.000</b> |          |
| ordentlich (KGr.30-37)      | 65.100        | 5.097        | 5.596        | 2.757        | 13.080        | 4.996        | 3.288        | 1.836        | 0        | 1.712        |         |          |          | 38.363        | 67.000        |          |
| außerordentlich (KGr.50-59) | 0             | 1.259        | 0            | 0            | 0             | 0            | 0            | 0            | 0        | 0            |         |          |          | 1.259         | 1.000         |          |
| ILV-Erträge (KGr.38)        | 1.100         | 0            | 0            | 0            | 0             | 0            | 0            | 0            | 0        | 0            |         |          |          | 0             | 2.000         |          |
| 2012                        | 66.200        | 5.367        | 10.024       | 14.298       | 17.704        | 6.577        | 7.852        | 4.081        | 0        | 6.442        | 4.787   | 2.835    | 11.634   | 91.601        |               |          |
| 2011                        | 66.200        | 5.313        | 4.114        | 21.795       | 2.090         | 7.886        | 3.839        | 31           | 0        | 9.883        | 3.099   | 910      | 5.163    | 64.123        |               |          |

| Aufwendungen                       |                  |                  |               |               |               |               |               |               |               |               |         |          |          |                  | Ergebnis         | Prognose |
|------------------------------------|------------------|------------------|---------------|---------------|---------------|---------------|---------------|---------------|---------------|---------------|---------|----------|----------|------------------|------------------|----------|
|                                    | Plan             | Januar           | Februar       | März          | April         | Mai           | Juni          | Juli          | August        | September     | Oktober | November | Dezember |                  |                  |          |
| <b>2013</b>                        | <b>2.086.300</b> | <b>1.327.577</b> | <b>28.898</b> | <b>35.724</b> | <b>43.976</b> | <b>35.651</b> | <b>42.982</b> | <b>83.868</b> | <b>28.736</b> | <b>16.994</b> |         |          |          | <b>1.644.405</b> | <b>1.971.000</b> |          |
| Personal (KGr.40-41)               | 160.700          | 13.230           | 13.233        | 13.429        | 15.646        | 15.810        | 13.566        | 13.298        | 13.432        | 13.106        |         |          |          | 124.751          | 178.000          |          |
| Sachaufwand (KGr.42)               | 184.600          | 17.723           | 2.592         | 2.418         | 7.642         | 3.184         | 8.539         | 2.741         | 4.101         | 2.076         |         |          |          | 51.018           | 126.000          |          |
| Transferaufwand (KGr.43)           | 0                | 0                | 0             | 0             | 0             | 0             | 0             | 0             | 0             | 0             |         |          |          | 0                | 0                |          |
| sonstige (KGr.44)                  | 286.900          | 26.662           | 12.942        | 15.942        | 20.575        | 16.632        | 16.253        | 67.828        | 11.203        | 798           |         |          |          | 188.837          | 333.000          |          |
| Abschreibungen, Zinsen (KGr.45-47) | 41.600           | 40               | 130           | 0             | 0             | 0             | 31            | 0             | 0             | 0             |         |          |          | 202              | 41.000           |          |
| ILV-Aufwand (KGr.48)               | 1.412.500        | 1.269.400        | 0             | 3.850         | 0             | 0             | 4.591         | 0             | 0             | 0             |         |          |          | 1.277.841        | 1.292.000        |          |
| außerordentlich (KGr.50-59)        | 0                | 521              | 0             | 85            | 112           | 25            | 0             | 0             | 0             | 1.013         |         |          |          | 1.756            | 1.000            |          |
| 2012                               | 2.199.900        | 1.409.925        | 40.568        | 29.926        | 40.442        | 29.082        | 35.509        | 146.244       | 24.895        | 38.941        | 42.974  | 58.288   | 147.672  | 2.044.466        |                  |          |
| 2011                               | 2.229.500        | 256.156          | 1.243.239     | 38.179        | 28.712        | 37.259        | 35.082        | 147.897       | 44.963        | 36.753        | 30.216  | 55.446   | 84.410   | 2.038.310        |                  |          |



| Leistungsumfang:  |                      |      |                             |          |
|---|----------------------|------|-----------------------------|----------|
| Leistung  |                      | Plan | Stand Berichtsmonat lt. KLR | Prognose |
| Betrieb Förderschule Peine  | Schülerinnen/Schüler | 171  | 156                         | 156      |
| Betrieb Förderschule Vechelde                                       | Schülerinnen/Schüler | 7    | 0                           | 0        |
| Betrieb Förderschule Ilsede   | Schülerinnen/Schüler | 112  | 106                         | 106      |
| Betrieb Astrid-Lindgren-Schule Ilsede                               | Schülerinnen/Schüler | 188  | 198                         | 198      |
| Betrieb Förderschule Ilseder Hütte                                  | Schülerinnen/Schüler | 31   | 30                          | 30       |
| Sachkostenausgleichszahlungen für Förderschulen Stadt Braunschweig  | Schülerinnen/Schüler | 35   | 31                          | 31       |
| Sachkostenausgleichszahlungen für Förderschulen Stadt Hildesheim    | Schülerinnen/Schüler |      |                             |          |
| Sachkostenausgleichszahlungen für Förderschulen Region Hannover     | Schülerinnen/Schüler | 4    | 1                           | 1        |
| Sachkostenausgleichszahlungen für Förderschulen anderer Schulträger | Schülerinnen/Schüler | 15   | 3                           | 3        |

| Erläuterung/Prognose: |
|-----------------------|
|                       |

Produkt:

23101000

Schulverwaltung berufsbildende Schulen allgemein

Stand Ende:

September 2013

Verantwortlich: Herr Göldner

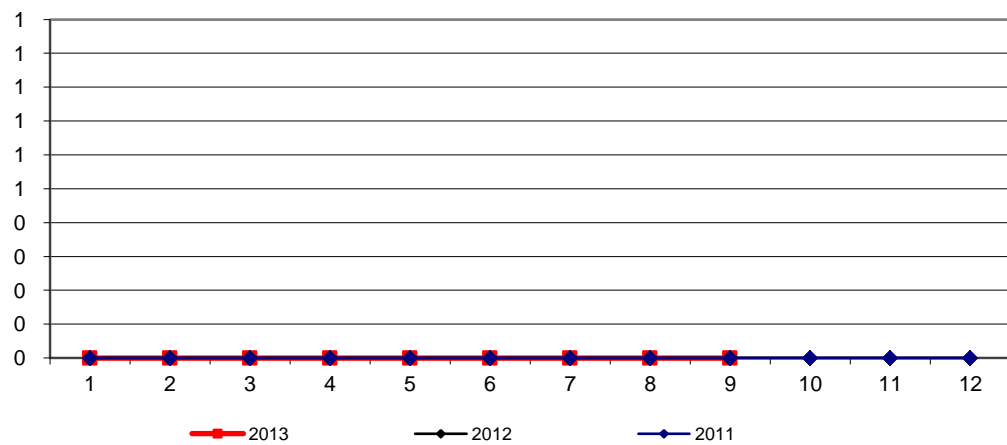
**Erträge**

|                             | Plan     | Januar   | Februar  | März     | April    | Mai      | Juni     | Juli     | August   | September | Oktober | November | Dezember | Ergebnis | Prognose |
|-----------------------------|----------|----------|----------|----------|----------|----------|----------|----------|----------|-----------|---------|----------|----------|----------|----------|
| <b>2013</b>                 | <b>0</b> | <b>0</b> | <b>0</b> | <b>0</b> | <b>0</b> | <b>0</b> | <b>0</b> | <b>0</b> | <b>0</b> | <b>0</b>  |         |          |          | <b>0</b> | <b>0</b> |
| ordentlich (KGr.30-37)      | 0        | 0        | 0        | 0        | 0        | 0        | 0        | 0        | 0        | 0         |         |          |          | 0        | 0        |
| außerordentlich (KGr.50-59) | 0        | 0        | 0        | 0        | 0        | 0        | 0        | 0        | 0        | 0         |         |          |          | 0        | 0        |
| ILV-Erträge (KGr.38)        | 0        | 0        | 0        | 0        | 0        | 0        | 0        | 0        | 0        | 0         |         |          |          | 0        | 0        |
| 2012                        | 0        | 0        | 0        | 0        | 0        | 0        | 0        | 0        | 0        | 0         | 0       | 0        | 0        | 0        |          |
| 2011                        | 0        | 0        | 0        | 0        | 0        | 0        | 0        | 0        | 0        | 0         | 0       | 0        | 0        | 0        |          |

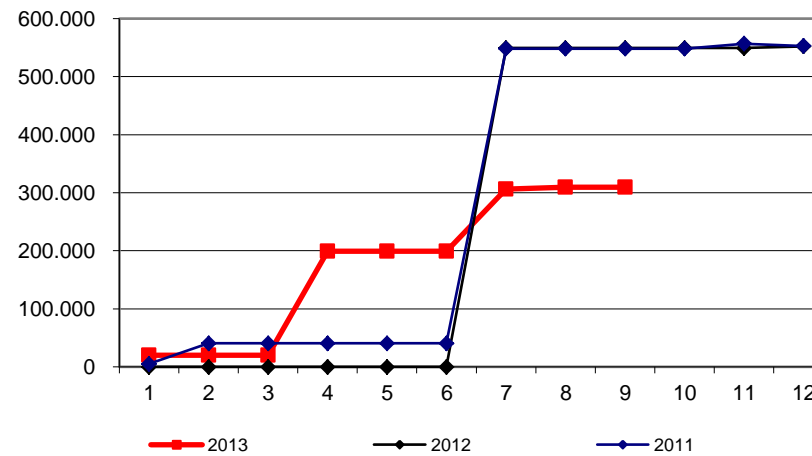
**Aufwendungen**

|                                    | Plan           | Januar        | Februar  | März     | April          | Mai      | Juni     | Juli           | August       | September | Oktober | November | Dezember | Ergebnis       | Prognose       |
|------------------------------------|----------------|---------------|----------|----------|----------------|----------|----------|----------------|--------------|-----------|---------|----------|----------|----------------|----------------|
| <b>2013</b>                        | <b>547.400</b> | <b>19.938</b> | <b>0</b> | <b>0</b> | <b>179.184</b> | <b>0</b> | <b>0</b> | <b>107.237</b> | <b>2.860</b> | <b>0</b>  |         |          |          | <b>309.219</b> | <b>548.000</b> |
| Personal (KGr.40-41)               | 0              | 0             | 0        | 0        | 0              | 0        | 0        | 0              | 0            | 0         |         |          |          | 0              | 0              |
| Sachaufwand (KGr.42)               | 0              | 0             | 0        | 0        | 0              | 0        | 0        | 0              | 0            | 0         |         |          |          | 0              | 0              |
| Transferaufwand (KGr.43)           | 0              | 0             | 0        | 0        | 0              | 0        | 0        | 0              | 0            | 0         |         |          |          | 0              | 0              |
| sonstige (KGr.44)                  | 547.400        | 19.938        | 0        | 0        | 179.184        | 0        | 0        | 106.993        | 1.716        | 0         |         |          |          | 307.831        | 547.000        |
| Abschreibungen, Zinsen (KGr.45-47) | 0              | 0             | 0        | 0        | 0              | 0        | 0        | 0              | 0            | 0         |         |          |          | 0              | 0              |
| ILV-Aufwand (KGr.48)               | 0              | 0             | 0        | 0        | 0              | 0        | 0        | 0              | 0            | 0         |         |          |          | 0              | 0              |
| außerordentlich (KGr.50-59)        | 0              | 0             | 0        | 0        | 0              | 0        | 0        | 244            | 1.144        | 0         |         |          |          | 1.388          | 1.000          |
| 2012                               | 470.000        | 0             | 0        | 0        | 0              | 0        | 0        | 549.142        | 0            | 0         | 0       | 0        | 2.975    | 552.117        |                |
| 2011                               | 484.000        | 5.177         | 35.260   | 0        | 0              | 0        | 0        | 507.811        | 0            | 0         | 0       | 8.479    | -3.867   | 552.860        |                |

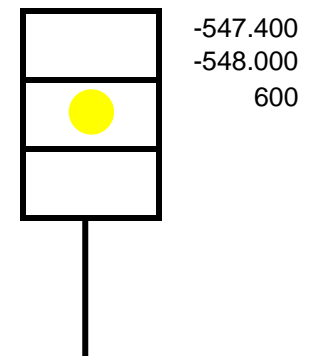
Entwicklung Erträge



Entwicklung Aufwendungen



Prognose  
Produktbudget:



Produkt:

23101100

Schulverwaltung BBS Vöhrum

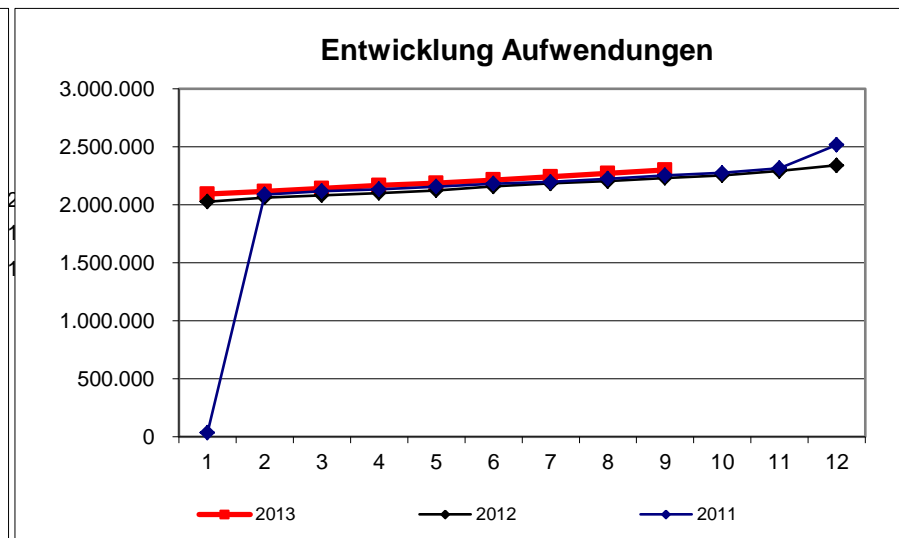
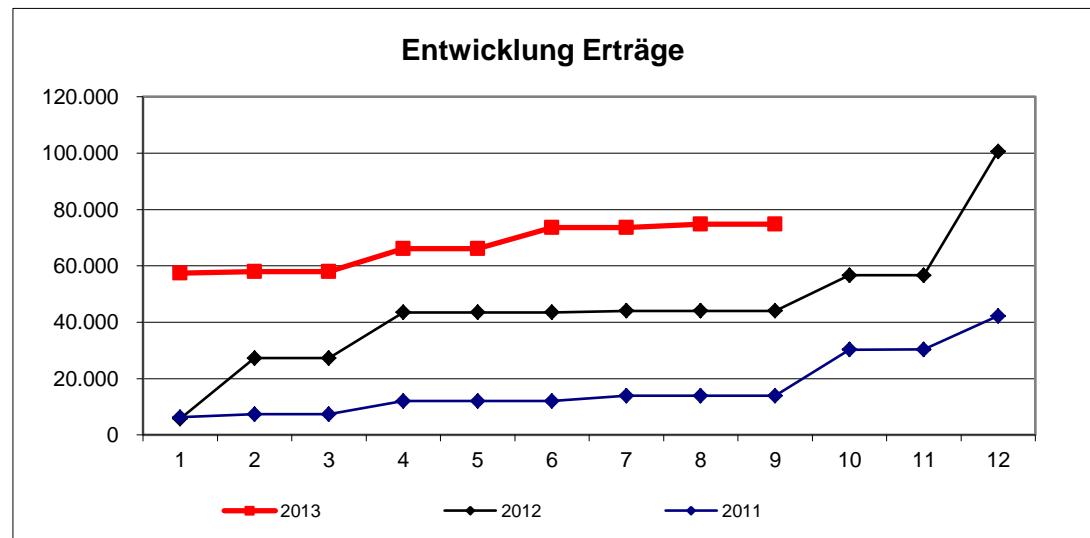
Stand Ende:

September 2013

Verantwortlich: Herr Göldner

| Erträge                     |               |               |            |          |              |          |              |          |              |           |         |          |          |               |               |
|-----------------------------|---------------|---------------|------------|----------|--------------|----------|--------------|----------|--------------|-----------|---------|----------|----------|---------------|---------------|
|                             | Plan          | Januar        | Februar    | März     | April        | Mai      | Juni         | Juli     | August       | September | Oktober | November | Dezember | Ergebnis      | Prognose      |
| <b>2013</b>                 | <b>71.800</b> | <b>57.449</b> | <b>463</b> | <b>0</b> | <b>8.166</b> | <b>0</b> | <b>7.462</b> | <b>0</b> | <b>1.240</b> | <b>0</b>  |         |          |          | <b>74.779</b> | <b>96.000</b> |
| ordentlich (KGr.30-37)      | 68.100        | 57.402        | 463        | 0        | 8.166        | 0        | 70           | 0        | 624          | 0         |         |          |          | 66.725        | 86.000        |
| außerordentlich (KGr.50-59) | 0             | 46            | 0          | 0        | 0            | 0        | 7.392        | 0        | 616          | 0         |         |          |          | 8.054         | 8.000         |
| ILV-Erträge (KGr.38)        | 3.700         | 0             | 0          | 0        | 0            | 0        | 0            | 0        | 0            | 0         |         |          |          | 0             | 2.000         |
| 2012                        | 62.500        | 5.773         | 21.500     | 0        | 16.243       | 0        | 0            | 520      | 0            | 0         | 12.617  | 25       | 43.925   | 100.603       |               |
| 2011                        | 16.800        | 6.269         | 1.100      | 0        | 4.707        | 0        | 0            | 1.800    | 0            | 0         | 16.374  | 50       | 11.960   | 42.260        |               |

| Aufwendungen                       |                  |                  |               |               |               |               |               |               |               |               |         |          |          |                  |                  |
|------------------------------------|------------------|------------------|---------------|---------------|---------------|---------------|---------------|---------------|---------------|---------------|---------|----------|----------|------------------|------------------|
|                                    | Plan             | Januar           | Februar       | März          | April         | Mai           | Juni          | Juli          | August        | September     | Oktober | November | Dezember | Ergebnis         | Prognose         |
| <b>2013</b>                        | <b>2.469.500</b> | <b>2.092.750</b> | <b>23.513</b> | <b>27.085</b> | <b>25.235</b> | <b>19.908</b> | <b>26.595</b> | <b>27.048</b> | <b>29.353</b> | <b>29.726</b> |         |          |          | <b>2.301.213</b> | <b>2.532.000</b> |
| Personal (KGr.40-41)               | 194.700          | 15.091           | 15.090        | 15.091        | 15.088        | 15.157        | 15.660        | 20.222        | 17.247        | 17.247        |         |          |          | 145.893          | 217.000          |
| Sachaufwand (KGr.42)               | 116.100          | 13.283           | 8.000         | 10.411        | 8.954         | 4.358         | 10.015        | 4.253         | 11.728        | 10.072        |         |          |          | 81.074           | 124.000          |
| Transferaufwand (KGr.43)           | 0                | 0                | 0             | 0             | 0             | 0             | 0             | 0             | 0             | 0             |         |          |          | 0                | 0                |
| sonstige (KGr.44)                  | 9.000            | 2.200            | 423           | 1.583         | 1.193         | 392           | 920           | 2.573         | 378           | 2.406         |         |          |          | 12.069           | 15.000           |
| Abschreibungen, Zinsen (KGr.45-47) | 81.100           | 0                | 0             | 0             | 0             | 0             | 0             | 0             | 0             | 0             |         |          |          | 0                | 107.000          |
| ILV-Aufwand (KGr.48)               | 2.068.600        | 2.062.100        | 0             | 0             | 0             | 0             | 0             | 0             | 0             | 0             |         |          |          | 2.062.100        | 2.069.000        |
| außerordentlich (KGr.50-59)        | 0                | 76               | 0             | 0             | 0             | 0             | 0             | 0             | 0             | 0             |         |          |          | 76               | 0                |
| 2012                               | 2.389.300        | 2.028.100        | 35.865        | 18.704        | 19.604        | 22.755        | 33.947        | 26.330        | 19.453        | 27.914        | 21.541  | 38.630   | 48.719   | 2.341.561        |                  |
| 2011                               | 2.388.600        | 35.619           | 2.053.841     | 28.734        | 16.448        | 22.354        | 26.027        | 15.456        | 27.642        | 28.089        | 22.051  | 39.945   | 201.333  | 2.517.538        |                  |

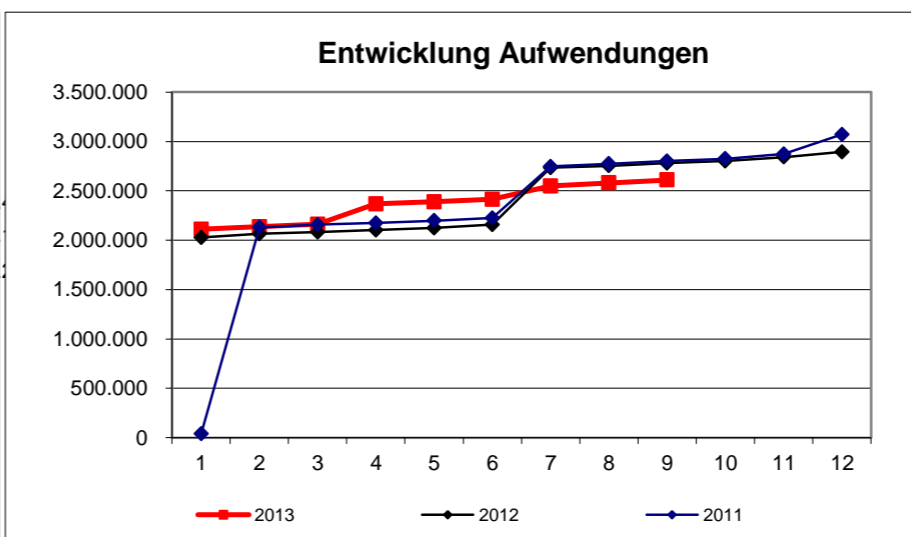
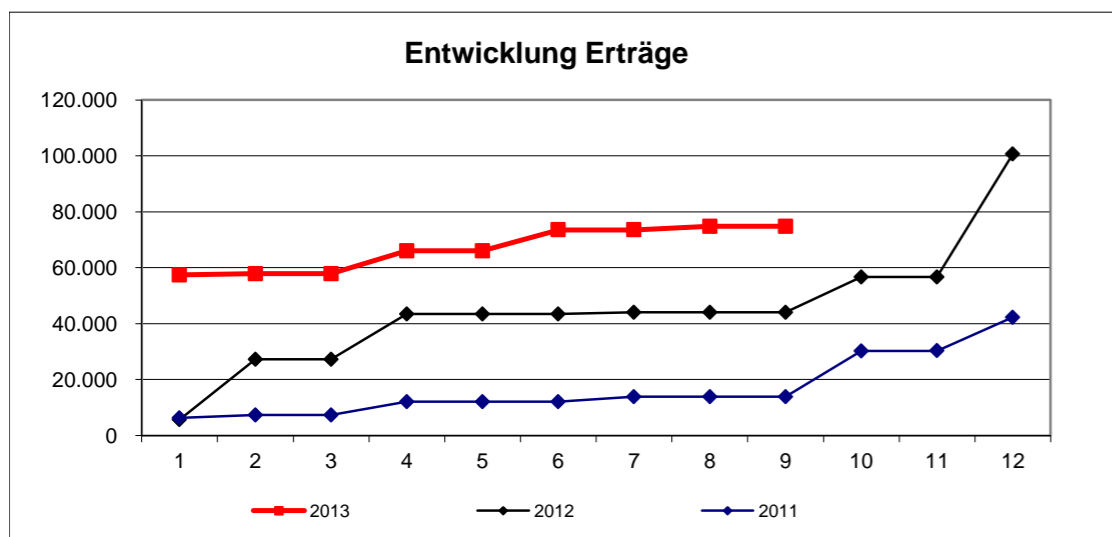


**Prognose  
Produktbudget:**

|   |            |
|---|------------|
| ● | -2.397.700 |
| □ | -2.436.000 |
| □ | 38.300     |

| Erträge                     |               |               |            |          |              |          |              |          |              |           |         |          |          |               |               |
|-----------------------------|---------------|---------------|------------|----------|--------------|----------|--------------|----------|--------------|-----------|---------|----------|----------|---------------|---------------|
|                             | Plan          | Januar        | Februar    | März     | April        | Mai      | Juni         | Juli     | August       | September | Oktober | November | Dezember | Ergebnis      | Prognose      |
| <b>2013</b>                 | <b>71.800</b> | <b>57.449</b> | <b>463</b> | <b>0</b> | <b>8.166</b> | <b>0</b> | <b>7.462</b> | <b>0</b> | <b>1.240</b> | <b>0</b>  |         |          |          | <b>74.779</b> | <b>96.000</b> |
| ordentlich (KGr.30-37)      | 68.100        | 57.402        | 463        | 0        | 8.166        | 0        | 70           | 0        | 624          | 0         |         |          |          | 66.725        | 86.000        |
| außerordentlich (KGr.50-59) | 0             | 46            | 0          | 0        | 0            | 0        | 7.392        | 0        | 616          | 0         |         |          |          | 8.054         | 8.000         |
| ILV-Erträge (KGr.38)        | 3.700         | 0             | 0          | 0        | 0            | 0        | 0            | 0        | 0            | 0         |         |          |          | 0             | 2.000         |
| 2012                        | 62.500        | 5.773         | 21.500     | 0        | 16.243       | 0        | 0            | 520      | 0            | 0         | 12.617  |          | 25       | 43.925        | 100.603       |
| 2011                        | 16.800        | 6.269         | 1.100      | 0        | 4.707        | 0        | 0            | 1.800    | 0            | 0         | 16.374  |          | 50       | 11.960        | 42.260        |

| Aufwendungen                       |                  |                  |               |               |                |               |               |                |               |               |         |          |          |                  |                  |
|------------------------------------|------------------|------------------|---------------|---------------|----------------|---------------|---------------|----------------|---------------|---------------|---------|----------|----------|------------------|------------------|
|                                    | Plan             | Januar           | Februar       | März          | April          | Mai           | Juni          | Juli           | August        | September     | Oktober | November | Dezember | Ergebnis         | Prognose         |
| <b>2013</b>                        | <b>3.016.900</b> | <b>2.112.688</b> | <b>23.513</b> | <b>27.085</b> | <b>204.419</b> | <b>19.908</b> | <b>26.595</b> | <b>134.285</b> | <b>32.213</b> | <b>29.726</b> |         |          |          | <b>2.610.432</b> | <b>3.080.000</b> |
| Personal (KGr.40-41)               | 194.700          | 15.091           | 15.090        | 15.091        | 15.088         | 15.157        | 15.660        | 20.222         | 17.247        | 17.247        |         |          |          | 145.893          | 217.000          |
| Sachaufwand (KGr.42)               | 116.100          | 13.283           | 8.000         | 10.411        | 8.954          | 4.358         | 10.015        | 4.253          | 11.728        | 10.072        |         |          |          | 81.074           | 124.000          |
| Transferaufwand (KGr.43)           | 0                | 0                | 0             | 0             | 0              | 0             | 0             | 0              | 0             | 0             |         |          |          | 0                | 0                |
| sonstige (KGr.44)                  | 556.400          | 22.138           | 423           | 1.583         | 180.377        | 392           | 920           | 109.566        | 2.094         | 2.406         |         |          |          | 319.900          | 562.000          |
| Abschreibungen, Zinsen (KGr.45-47) | 81.100           | 0                | 0             | 0             | 0              | 0             | 0             | 0              | 0             | 0             |         |          |          | 0                | 107.000          |
| ILV-Aufwand (KGr.48)               | 2.068.600        | 2.062.100        | 0             | 0             | 0              | 0             | 0             | 0              | 0             | 0             |         |          |          | 2.062.100        | 2.069.000        |
| außerordentlich (KGr.50-59)        | 0                | 76               | 0             | 0             | 0              | 0             | 0             | 244            | 1.144         | 0             |         |          |          | 1.464            | 1.000            |
| 2012                               | 2.859.300        | 2.028.100        | 35.865        | 18.704        | 19.604         | 22.755        | 33.947        | 575.472        | 19.453        | 27.914        | 21.541  | 38.630   | 51.693   | 2.893.678        |                  |
| 2011                               | 2.872.600        | 40.796           | 2.089.101     | 28.734        | 16.448         | 22.354        | 26.027        | 523.267        | 27.642        | 28.089        | 22.051  | 48.424   | 197.466  | 3.070.398        |                  |



**Prognose  
Produktbudget:**

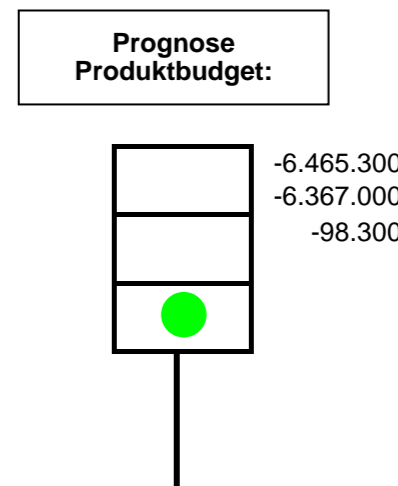
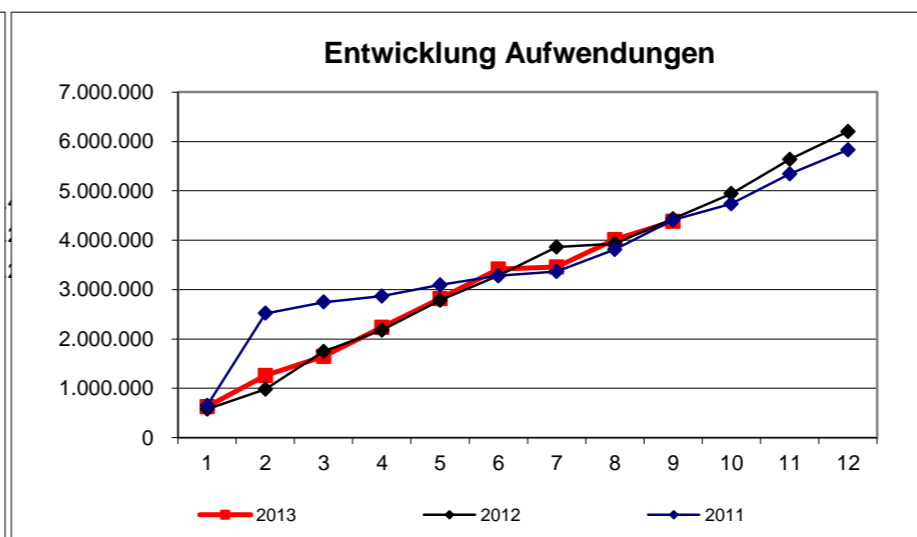
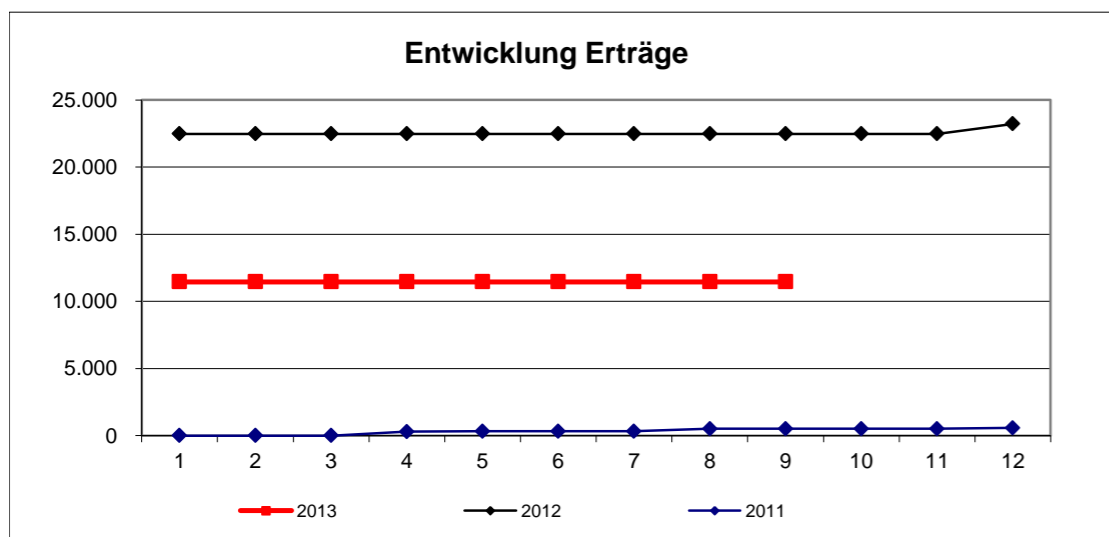
|   |            |
|---|------------|
| ● | -2.945.100 |
| □ | -2.984.000 |
| □ | 38.900     |

| Leistungsumfang:  |                      |       |                             |          |
|---|----------------------|-------|-----------------------------|----------|
| Leistung  |                      | Plan  | Stand Berichtsmonat lt. KLR | Prognose |
| Betrieb BBS Peine-Vöhrum                                    | Schülerinnen/Schüler | 2.081 | 2.075                       | 2.075    |
| Sachkostenausgleichszahlungen für BBS Stadt Braunschweig    | Schülerinnen/Schüler | 570   | 573                         | 573      |
| Sachkostenausgleichszahlungen für BBS Region Hannover       | Schülerinnen/Schüler | 140   | 140                         | 140      |
| Sachkostenausgleichszahlungen für BBS Stadt Salzgitter      | Schülerinnen/Schüler | 55    | 58                          | 58       |
| Sachkostenausgleichszahlungen für BBS sonstiger Schulträger | Schülerinnen/Schüler | 160   | 193                         | 193      |

| Erläuterung/Prognose: |  |
|-----------------------|--|
|                       |  |

| Erträge                     |          |               |          |          |          |          |          |          |          |           |         |          |          |               |               |
|-----------------------------|----------|---------------|----------|----------|----------|----------|----------|----------|----------|-----------|---------|----------|----------|---------------|---------------|
|                             | Plan     | Januar        | Februar  | März     | April    | Mai      | Juni     | Juli     | August   | September | Oktober | November | Dezember | Ergebnis      | Prognose      |
| <b>2013</b>                 | <b>0</b> | <b>11.455</b> | <b>0</b> | <b>0</b> | <b>0</b> | <b>0</b> | <b>0</b> | <b>0</b> | <b>0</b> | <b>0</b>  |         |          |          | <b>11.455</b> | <b>11.000</b> |
| ordentlich (KGr.30-37)      | 0        | 0             | 0        | 0        | 0        | 0        | 0        | 0        | 0        | 0         |         |          |          | 0             | 0             |
| außerordentlich (KGr.50-59) | 0        | 11.455        | 0        | 0        | 0        | 0        | 0        | 0        | 0        | 0         |         |          |          | 11.455        | 11.000        |
| ILV-Erträge (KGr.38)        | 0        | 0             | 0        | 0        | 0        | 0        | 0        | 0        | 0        | 0         |         |          |          | 0             | 0             |
| 2012                        | 71.000   | 22.474        | 0        | 0        | 0        | 0        | 0        | 0        | 0        | 0         | 0       | 0        | 744      | 23.218        |               |
| 2011                        | 71.000   | 0             | 0        | 0        | 300      | 19       | 0        | 0        | 200      | 0         | 0       | 0        | 50       | 569           |               |

| Aufwendungen                       |                  |                |                |                |                |                |                |               |                |                |         |          |          |                  |                  |
|------------------------------------|------------------|----------------|----------------|----------------|----------------|----------------|----------------|---------------|----------------|----------------|---------|----------|----------|------------------|------------------|
|                                    | Plan             | Januar         | Februar        | März           | April          | Mai            | Juni           | Juli          | August         | September      | Oktober | November | Dezember | Ergebnis         | Prognose         |
| <b>2013</b>                        | <b>6.465.300</b> | <b>626.036</b> | <b>634.725</b> | <b>381.864</b> | <b>595.638</b> | <b>576.939</b> | <b>597.480</b> | <b>40.671</b> | <b>558.944</b> | <b>373.317</b> |         |          |          | <b>4.385.615</b> | <b>6.378.000</b> |
| Personal (KGr.40-41)               | 103.500          | 7.590          | 7.658          | 7.693          | 7.675          | 7.658          | 7.839          | 7.736         | 7.844          | 7.844          |         |          |          | 69.536           | 103.000          |
| Sachaufwand (KGr.42)               | 27.100           | 0              | 0              | 0              | 0              | 0              | 0              | 0             | 0              | 0              |         |          |          | 0                | 27.000           |
| Transferaufwand (KGr.43)           | 0                | 0              | 0              | 0              | 0              | 0              | 0              | 0             | 0              | 0              |         |          |          | 0                | 0                |
| sonstige (KGr.44)                  | 6.334.700        | 609.569        | 620.815        | 372.458        | 587.506        | 568.250        | 583.603        | 27.501        | 550.962        | 364.928        |         |          |          | 4.285.592        | 6.218.000        |
| Abschreibungen, Zinsen (KGr.45-47) | 0                | 0              | 0              | 0              | 0              | 0              | 0              | 0             | 0              | 0              |         |          |          | 0                | 0                |
| ILV-Aufwand (KGr.48)               | 0                | 0              | 0              | 0              | 0              | 0              | 0              | 0             | 0              | 0              |         |          |          | 0                | 0                |
| außerordentlich (KGr.50-59)        | 0                | 8.877          | 6.252          | 1.713          | 457            | 1.032          | 6.038          | 5.434         | 138            | 545            |         |          |          | 30.486           | 30.000           |
| 2012                               | 6.327.700        | 575.188        | 402.720        | 767.882        | 433.697        | 605.705        | 495.525        | 580.631       | 68.745         | 501.462        | 510.592 | 695.739  | 566.351  | 6.204.236        |                  |
| 2011                               | 5.968.700        | 649.206        | 1.868.860      | 226.518        | 122.832        | 223.941        | 189.106        | 85.012        | 447.576        | 592.332        | 332.607 | 605.834  | 489.443  | 5.833.266        |                  |



| Leistungsumfang:            |                      |       |                             |          |
|-----------------------------|----------------------|-------|-----------------------------|----------|
| Leistung                    |                      | Plan  | Stand Berichtsmonat lt. KLR | Prognose |
| Erstattung                  | Anträge              | 820   | 585                         | 800      |
| Schülerzeitkarten außerhalb | Jahreskarten         | 55    | 89                          | 90       |
| Schülerzeitkarten VG        | Jahreskarten         | 7.825 | 7.181                       | 7.200    |
| Schülerzeitkarten VG        | Winterfahrkarten     | 820   |                             | 820      |
| Individualbeförderung       | Schülerinnen/Schüler | 485   | 588                         | 590      |

**Erläuterung/Prognose:**  
 Aufgrund notwendiger zusätzlicher Beförderungen zur IGS Lengede aus dem Bereich Wendeburg / Vechelde entstehen zusätzliche Kosten von rd. 50.000€.

Produkt:

24301000

Allgemeine Schulverwaltung

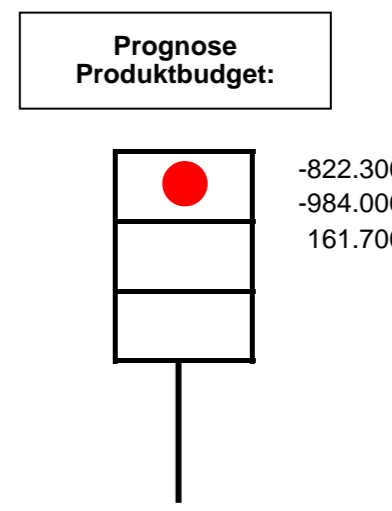
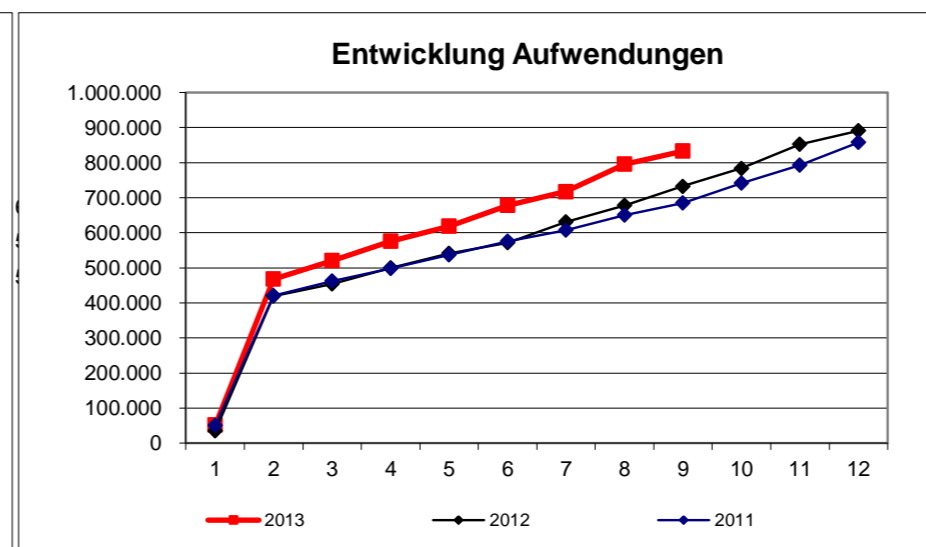
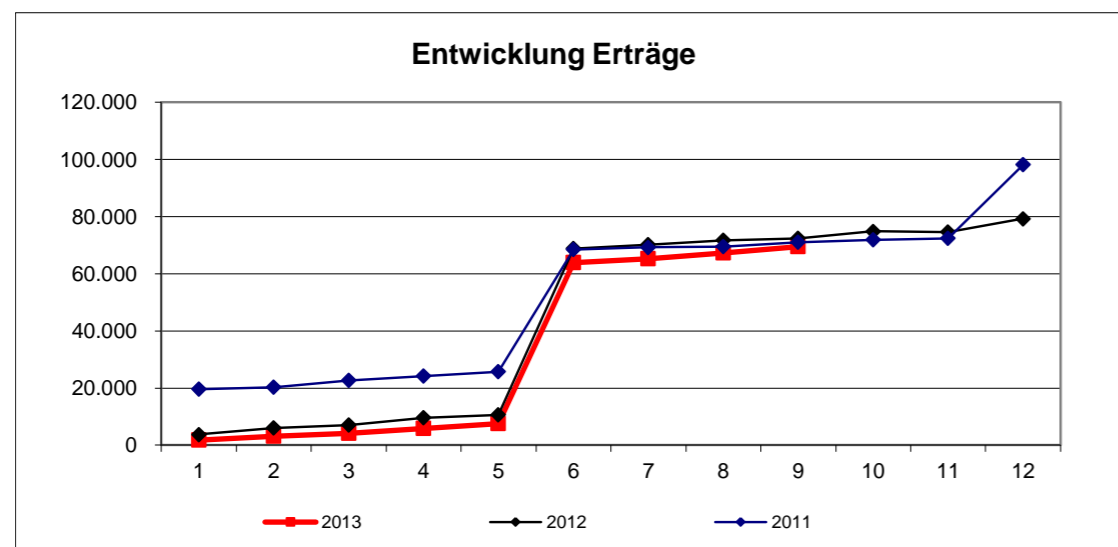
Verantwortlich: Herr Göldner

Stand Ende:

September 2013

| Erträge                     |         |        |         |       |       |       |        |       |        |           |         |          |          |          |          |
|-----------------------------|---------|--------|---------|-------|-------|-------|--------|-------|--------|-----------|---------|----------|----------|----------|----------|
|                             | Plan    | Januar | Februar | März  | April | Mai   | Juni   | Juli  | August | September | Oktober | November | Dezember | Ergebnis | Prognose |
| 2013                        | 70.900  | 1.817  | 1.376   | 997   | 1.618 | 1.807 | 56.213 | 1.370 | 2.116  | 2.208     |         |          |          | 69.522   | 99.000   |
| ordentlich (KGr.30-37)      | 70.900  | 1.291  | 1.376   | 997   | 1.618 | 1.807 | 56.213 | 1.370 | 2.116  | 2.208     |         |          |          | 68.997   | 98.000   |
| außerordentlich (KGr.50-59) | 0       | 526    | 0       | 0     | 0     | 0     | 0      | 0     | 0      | 0         |         |          |          | 526      | 1.000    |
| ILV-Erträge (KGr.38)        | 0       | 0      | 0       | 0     | 0     | 0     | 0      | 0     | 0      | 0         |         |          |          | 0        | 0        |
| 2012                        | 100.700 | 3.720  | 2.269   | 989   | 2.657 | 918   | 58.227 | 1.369 | 1.585  | 635       | 2.466   | -257     | 4.672    | 79.249   |          |
| 2011                        | 44.700  | 19.634 | 631     | 2.341 | 1.522 | 1.613 | 42.726 | 767   | 185    | 1.563     | 929     | 507      | 25.732   | 98.150   |          |

| Aufwendungen                       |         |        |         |        |        |        |        |        |        |           |         |          |          |          |           |
|------------------------------------|---------|--------|---------|--------|--------|--------|--------|--------|--------|-----------|---------|----------|----------|----------|-----------|
|                                    | Plan    | Januar | Februar | März   | April  | Mai    | Juni   | Juli   | August | September | Oktober | November | Dezember | Ergebnis | Prognose  |
| 2013                               | 893.200 | 51.865 | 415.993 | 52.783 | 55.069 | 43.065 | 59.004 | 39.504 | 77.854 | 37.590    |         |          |          | 832.726  | 1.083.000 |
| Personal (KGr.40-41)               | 337.000 | 29.010 | 28.719  | 28.800 | 29.910 | 28.718 | 29.169 | 28.930 | 29.326 | 29.454    |         |          |          | 262.037  | 388.000   |
| Sachaufwand (KGr.42)               | 19.600  | 1.292  | 2.407   | 800    | 1.003  | 799    | 1.006  | 959    | 2.040  | 0         |         |          |          | 10.305   | 28.000    |
| Transferaufwand (KGr.43)           | 40.000  | 1.714  | 1.714   | 1.714  | 1.714  | 1.752  | 1.721  | 1.721  | 0      | 0         |         |          |          | 12.050   | 40.000    |
| sonstige (KGr.44)                  | 457.300 | 9.644  | 382.933 | 19.088 | 22.331 | 11.796 | 27.108 | 7.894  | 46.488 | 7.734     |         |          |          | 535.016  | 578.000   |
| Abschreibungen, Zinsen (KGr.45-47) | 39.300  | 0      | 220     | 0      | 0      | 0      | 0      | 0      | 0      | 401       |         |          |          | 622      | 37.000    |
| ILV-Aufwand (KGr.48)               | 0       | 0      | 0       | 111    | 111    | 0      | 0      | 0      | 0      | 0         |         |          |          | 222      | 0         |
| außerordentlich (KGr.50-59)        | 0       | 10.205 | 0       | 2.270  | 0      | 0      | 0      | 0      | 0      | 0         |         |          |          | 12.475   | 12.000    |
| 2012                               | 934.700 | 35.419 | 383.650 | 34.940 | 45.741 | 41.523 | 30.660 | 58.953 | 47.013 | 54.587    | 51.160  | 68.861   | 38.767   | 891.275  |           |
| 2011                               | 809.900 | 50.992 | 369.366 | 41.578 | 36.317 | 38.083 | 38.846 | 32.798 | 42.465 | 33.719    | 57.527  | 50.812   | 64.503   | 857.006  |           |



| Zielkennzahlen:                                    |             |      |                     |                |
|--|-------------|------|---------------------|----------------|
|  |             | Plan | Stand Berichtsmonat | Zielerreichung |
| Fertige Schulentwicklungsplanung                   | Anzahl      | 1    |                     | 0%             |
| Schulzentren in der Schulträgerschaft des LK Peine | Anzahl      | 7    | 7                   | 100%           |
| Eingerichtete integrierte Schulformen              | Anzahl      | 3    | 3                   | 100%           |
| Sanierte Fachunterrichtsräume                      | Anzahl kum. | 20   | 4                   | 20%            |

| Leistungsumfang:         |                      |        |                             |          |
|--------------------------|----------------------|--------|-----------------------------|----------|
| Leistung                 |                      | Plan   | Stand Berichtsmonat lt. KLR | Prognose |
| Schulverwaltungsaufgaben | Schulen              | 25     | 24                          | 24       |
|                          | Schülerinnen/Schüler | 12.319 | 12.061                      | 12.227   |
| Schulentwicklungsplanung | Schulen              | 55     | 55                          | 55       |
|                          | Schülerinnen/Schüler | 17.679 | 17.679                      | 17.679   |

**Erläuterung/Prognose:**

Gr. 44 Schülerunfallversicherungsbeiträge gestiegen

Produkt:

24302000

Kreismedienzentrum

Verantwortlich: Herr Göldner

Stand Ende:

September 2013

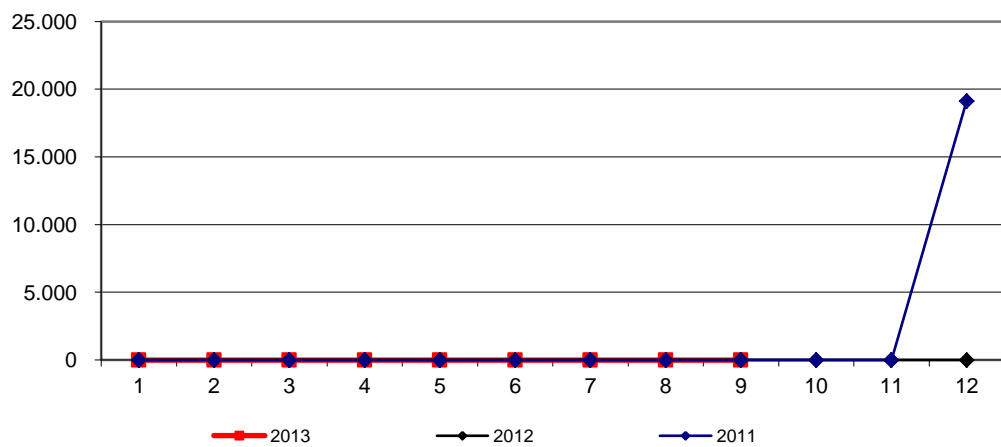
**Erträge**

|                             | Plan          | Januar   | Februar  | März     | April    | Mai      | Juni     | Juli     | August   | September | Oktober | November | Dezember | Ergebnis | Prognose      |
|-----------------------------|---------------|----------|----------|----------|----------|----------|----------|----------|----------|-----------|---------|----------|----------|----------|---------------|
| <b>2013</b>                 | <b>19.100</b> | <b>0</b> | <b>0</b> | <b>0</b> | <b>0</b> | <b>0</b> | <b>0</b> | <b>0</b> | <b>0</b> | <b>0</b>  |         |          |          | <b>0</b> | <b>19.000</b> |
| ordentlich (KGr.30-37)      | 19.100        | 0        | 0        | 0        | 0        | 0        | 0        | 0        | 0        | 0         |         |          |          | 0        | 19.000        |
| außerordentlich (KGr.50-59) | 0             | 0        | 0        | 0        | 0        | 0        | 0        | 0        | 0        | 0         |         |          |          | 0        | 0             |
| ILV-Erträge (KGr.38)        | 0             | 0        | 0        | 0        | 0        | 0        | 0        | 0        | 0        | 0         |         |          |          | 0        | 0             |
| 2012                        | 19.100        | 0        | 0        | 0        | 0        | 0        | 0        | 0        | 0        | 0         | 0       | 0        | 0        | 0        | 0             |
| 2011                        | 0             | 0        | 0        | 0        | 0        | 0        | 0        | 0        | 0        | 0         | 0       | 0        | 19.125   | 19.125   |               |

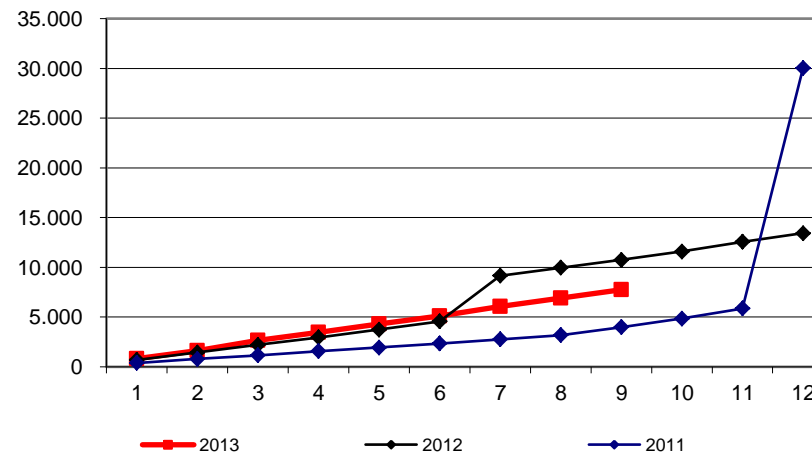
**Aufwendungen**

|                                    | Plan          | Januar     | Februar    | März         | April      | Mai        | Juni       | Juli       | August     | September  | Oktober | November | Dezember | Ergebnis     | Prognose      |
|------------------------------------|---------------|------------|------------|--------------|------------|------------|------------|------------|------------|------------|---------|----------|----------|--------------|---------------|
| <b>2013</b>                        | <b>37.300</b> | <b>821</b> | <b>821</b> | <b>1.018</b> | <b>821</b> | <b>821</b> | <b>821</b> | <b>936</b> | <b>840</b> | <b>850</b> |         |          |          | <b>7.750</b> | <b>36.000</b> |
| Personal (KGr.40-41)               | 14.400        | 821        | 821        | 821          | 821        | 821        | 821        | 936        | 840        | 850        |         |          |          | 7.553        | 14.000        |
| Sachaufwand (KGr.42)               | 300           | 0          | 0          | 197          | 0          | 0          | 0          | 0          | 0          | 0          |         |          |          | 197          | 0             |
| Transferaufwand (KGr.43)           | 0             | 0          | 0          | 0            | 0          | 0          | 0          | 0          | 0          | 0          |         |          |          | 0            | 0             |
| sonstige (KGr.44)                  | 600           | 0          | 0          | 0            | 0          | 0          | 0          | 0          | 0          | 0          |         |          |          | 0            | 1.000         |
| Abschreibungen, Zinsen (KGr.45-47) | 22.000        | 0          | 0          | 0            | 0          | 0          | 0          | 0          | 0          | 0          |         |          |          | 0            | 21.000        |
| ILV-Aufwand (KGr.48)               | 0             | 0          | 0          | 0            | 0          | 0          | 0          | 0          | 0          | 0          |         |          |          | 0            | 0             |
| außerordentlich (KGr.50-59)        | 0             | 0          | 0          | 0            | 0          | 0          | 0          | 0          | 0          | 0          |         |          |          | 0            | 0             |
| 2012                               | 36.400        | 696        | 758        | 758          | 743        | 784        | 833        | 4.588      | 803        | 788        | 836     | 980      | 861      | 13.431       |               |
| 2011                               | 8.000         | 397        | 396        | 375          | 407        | 375        | 402        | 424        | 411        | 813        | 858     | 1.012    | 24.153   | 30.023       |               |

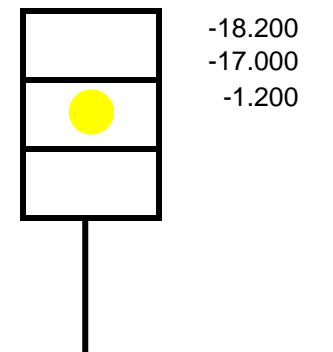
Entwicklung Erträge



Entwicklung Aufwendungen



Prognose  
Produktbudget:





Produkt:

24302100

Bücherei Edemissen

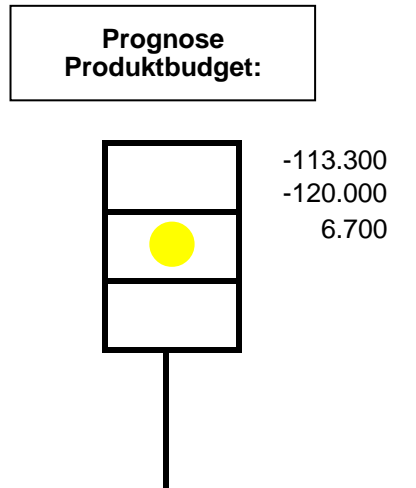
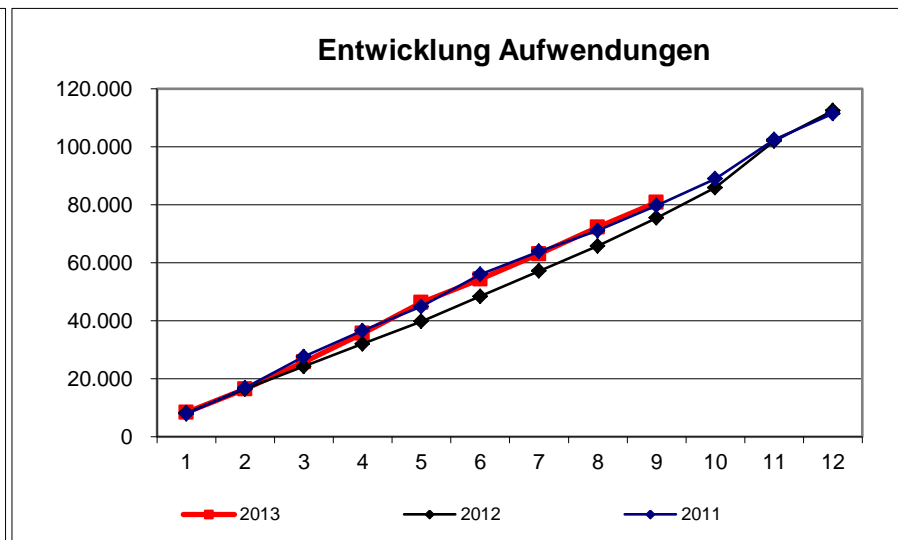
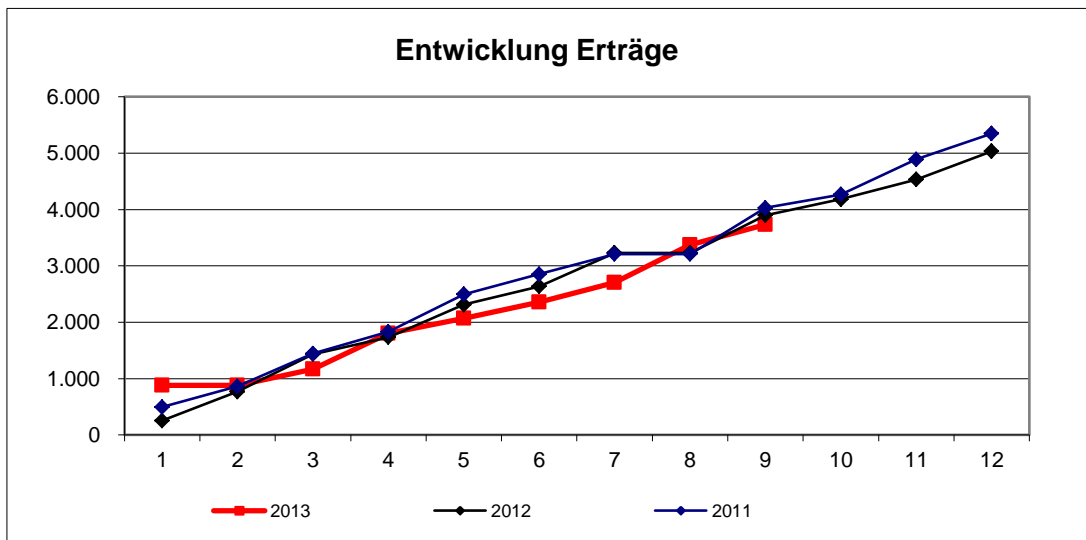
Verantwortlich: Herr Göldner

Stand Ende:

September 2013

| Erträge                     |              |            |          |            |            |            |            |            |            |            |         |          |          |              |              |
|-----------------------------|--------------|------------|----------|------------|------------|------------|------------|------------|------------|------------|---------|----------|----------|--------------|--------------|
|                             | Plan         | Januar     | Februar  | März       | April      | Mai        | Juni       | Juli       | August     | September  | Oktober | November | Dezember | Ergebnis     | Prognose     |
| <b>2013</b>                 | <b>3.100</b> | <b>883</b> | <b>0</b> | <b>284</b> | <b>634</b> | <b>267</b> | <b>288</b> | <b>351</b> | <b>667</b> | <b>363</b> |         |          |          | <b>3.735</b> | <b>4.000</b> |
| ordentlich (KGr.30-37)      | 3.100        | 883        | 0        | 284        | 634        | 267        | 288        | 351        | 667        | 363        |         |          |          | 3.735        | 4.000        |
| außerordentlich (KGr.50-59) | 0            | 0          | 0        | 0          | 0          | 0          | 0          | 0          | 0          | 0          |         |          |          | 0            | 0            |
| ILV-Erträge (KGr.38)        | 0            | 0          | 0        | 0          | 0          | 0          | 0          | 0          | 0          | 0          |         |          |          | 0            | 0            |
| 2012                        | 3.100        | 254        | 513      | 667        | 300        | 580        | 323        | 594        | 0          | 667        | 287     | 350      | 501      | 5.035        |              |
| 2011                        | 3.100        | 495        | 367      | 583        | 384        | 667        | 358        | 358        | 0          | 818        | 236     | 624      | 460      | 5.350        |              |

| Aufwendungen                       |                |              |              |              |              |               |              |              |              |              |         |          |          |               |                |
|------------------------------------|----------------|--------------|--------------|--------------|--------------|---------------|--------------|--------------|--------------|--------------|---------|----------|----------|---------------|----------------|
|                                    | Plan           | Januar       | Februar      | März         | April        | Mai           | Juni         | Juli         | August       | September    | Oktober | November | Dezember | Ergebnis      | Prognose       |
| <b>2013</b>                        | <b>116.400</b> | <b>8.473</b> | <b>8.019</b> | <b>9.324</b> | <b>9.870</b> | <b>10.656</b> | <b>8.069</b> | <b>8.627</b> | <b>9.268</b> | <b>8.518</b> |         |          |          | <b>80.825</b> | <b>124.000</b> |
| Personal (KGr.40-41)               | 95.500         | 7.281        | 7.281        | 7.281        | 7.281        | 7.281         | 7.281        | 7.281        | 7.379        | 8.243        |         |          |          | 66.589        | 102.000        |
| Sachaufwand (KGr.42)               | 16.700         | 1.146        | 623          | 1.936        | 2.402        | 2.737         | 603          | 1.273        | 1.765        | 275          |         |          |          | 12.759        | 17.000         |
| Transferaufwand (KGr.43)           | 0              | 0            | 0            | 0            | 0            | 0             | 0            | 0            | 0            | 0            |         |          |          | 0             | 0              |
| sonstige (KGr.44)                  | 3.600          | 46           | 115          | 107          | 188          | 638           | 185          | 74           | 124          | 0            |         |          |          | 1.477         | 4.000          |
| Abschreibungen, Zinsen (KGr.45-47) | 600            | 0            | 0            | 0            | 0            | 0             | 0            | 0            | 0            | 0            |         |          |          | 0             | 1.000          |
| ILV-Aufwand (KGr.48)               | 0              | 0            | 0            | 0            | 0            | 0             | 0            | 0            | 0            | 0            |         |          |          | 0             | 0              |
| außerordentlich (KGr.50-59)        | 0              | 0            | 0            | 0            | 0            | 0             | 0            | 0            | 0            | 0            |         |          |          | 0             | 0              |
| 2012                               | 110.800        | 8.272        | 8.213        | 7.797        | 7.846        | 7.707         | 8.610        | 8.758        | 8.635        | 9.713        | 10.433  | 16.039   | 10.475   | 112.496       |                |
| 2011                               | 106.100        | 7.934        | 8.961        | 10.779       | 8.931        | 8.326         | 11.091       | 7.929        | 7.208        | 8.638        | 9.213   | 13.541   | 8.951    | 111.502       |                |



Produkt:

24302200

Bücherei Hohenhameln

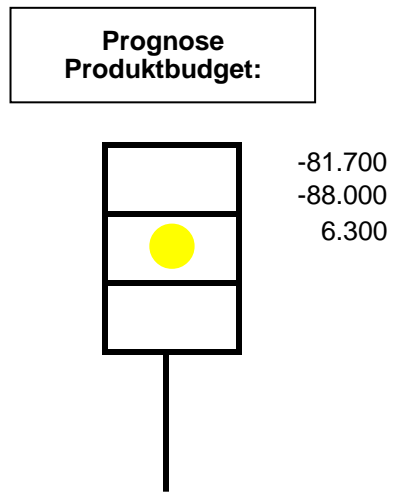
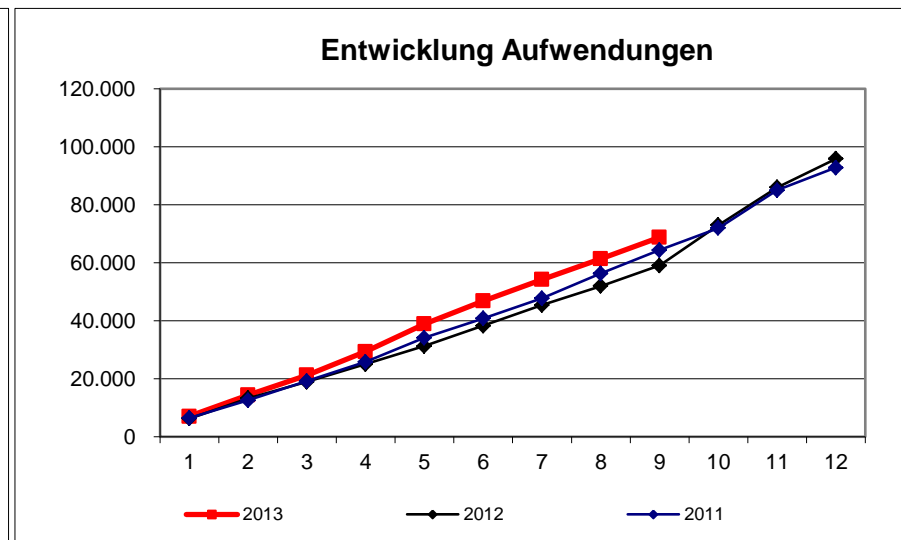
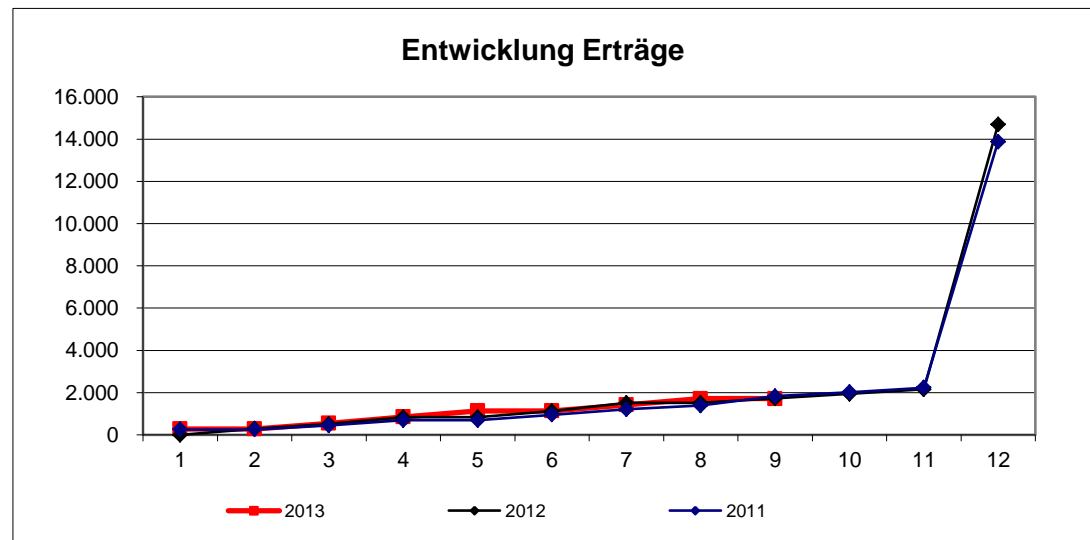
Verantwortlich: Herr Göldner

Stand Ende:

September 2013

| Erträge                     |               |            |          |            |            |            |          |            |            |           |         |          |          |              |               |
|-----------------------------|---------------|------------|----------|------------|------------|------------|----------|------------|------------|-----------|---------|----------|----------|--------------|---------------|
|                             | Plan          | Januar     | Februar  | März       | April      | Mai        | Juni     | Juli       | August     | September | Oktober | November | Dezember | Ergebnis     | Prognose      |
| <b>2013</b>                 | <b>15.000</b> | <b>280</b> | <b>0</b> | <b>273</b> | <b>294</b> | <b>288</b> | <b>0</b> | <b>281</b> | <b>300</b> | <b>0</b>  |         |          |          | <b>1.715</b> | <b>15.000</b> |
| ordentlich (KGr.30-37)      | 15.000        | 280        | 0        | 273        | 294        | 288        | 0        | 281        | 300        | 0         |         |          |          | 1.715        | 15.000        |
| außerordentlich (KGr.50-59) | 0             | 0          | 0        | 0          | 0          | 0          | 0        | 0          | 0          | 0         |         |          |          | 0            | 0             |
| ILV-Erträge (KGr.38)        | 0             | 0          | 0        | 0          | 0          | 0          | 0        | 0          | 0          | 0         |         |          |          | 0            | 0             |
| 2012                        | 15.000        | 0          | 295      | 222        | 317        | 0          | 290      | 387        | 0          | 221       | 210     | 211      | 12.534   | 14.686       |               |
| 2011                        | 15.000        | 259        | 0        | 184        | 250        | 0          | 264      | 252        | 178        | 444       | 190     | 216      | 11.642   | 13.880       |               |

| Aufwendungen                       |               |              |              |              |              |              |              |              |              |              |         |          |          |               |                |
|------------------------------------|---------------|--------------|--------------|--------------|--------------|--------------|--------------|--------------|--------------|--------------|---------|----------|----------|---------------|----------------|
|                                    | Plan          | Januar       | Februar      | März         | April        | Mai          | Juni         | Juli         | August       | September    | Oktober | November | Dezember | Ergebnis      | Prognose       |
| <b>2013</b>                        | <b>96.700</b> | <b>7.056</b> | <b>7.332</b> | <b>6.855</b> | <b>8.154</b> | <b>9.553</b> | <b>7.916</b> | <b>7.334</b> | <b>7.205</b> | <b>7.384</b> |         |          |          | <b>68.790</b> | <b>103.000</b> |
| Personal (KGr.40-41)               | 75.300        | 5.935        | 5.935        | 5.935        | 5.935        | 5.935        | 5.935        | 6.035        | 6.120        | 6.637        |         |          |          | 54.402        | 81.000         |
| Sachaufwand (KGr.42)               | 16.500        | 1.090        | 625          | 732          | 2.219        | 1.787        | 1.901        | 1.299        | 957          | 668          |         |          |          | 11.278        | 17.000         |
| Transferaufwand (KGr.43)           | 0             | 0            | 0            | 0            | 0            | 0            | 0            | 0            | 0            | 0            |         |          |          | 0             | 0              |
| sonstige (KGr.44)                  | 3.700         | 31           | 772          | 188          | 0            | 1.831        | 81           | 0            | 128          | 78           |         |          |          | 3.110         | 4.000          |
| Abschreibungen, Zinsen (KGr.45-47) | 1.200         | 0            | 0            | 0            | 0            | 0            | 0            | 0            | 0            | 0            |         |          |          | 0             | 1.000          |
| ILV-Aufwand (KGr.48)               | 0             | 0            | 0            | 0            | 0            | 0            | 0            | 0            | 0            | 0            |         |          |          | 0             | 0              |
| außerordentlich (KGr.50-59)        | 0             | 0            | 0            | 0            | 0            | 0            | 0            | 0            | 0            | 0            |         |          |          | 0             | 0              |
| 2012                               | 91.700        | 6.307        | 7.024        | 5.606        | 6.162        | 6.183        | 7.070        | 7.112        | 6.550        | 7.112        | 13.919  | 12.970   | 9.902    | 95.918        |                |
| 2011                               | 93.600        | 6.476        | 6.114        | 6.628        | 6.674        | 8.271        | 6.702        | 6.941        | 8.533        | 8.109        | 7.538   | 13.068   | 7.792    | 92.845        |                |



Produkt:

24302300

Bücherei Ilsede

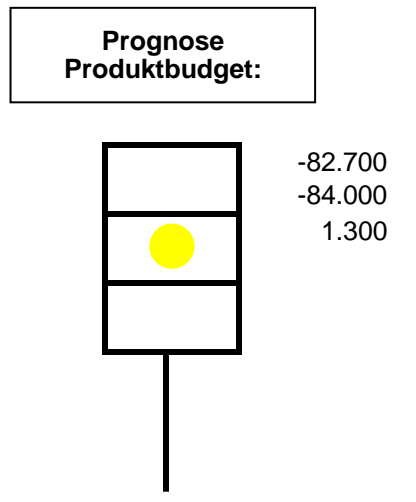
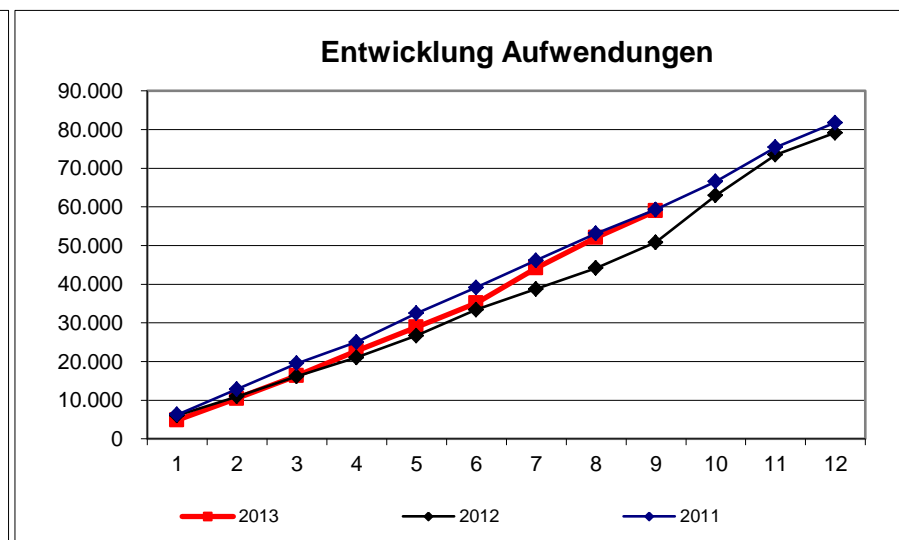
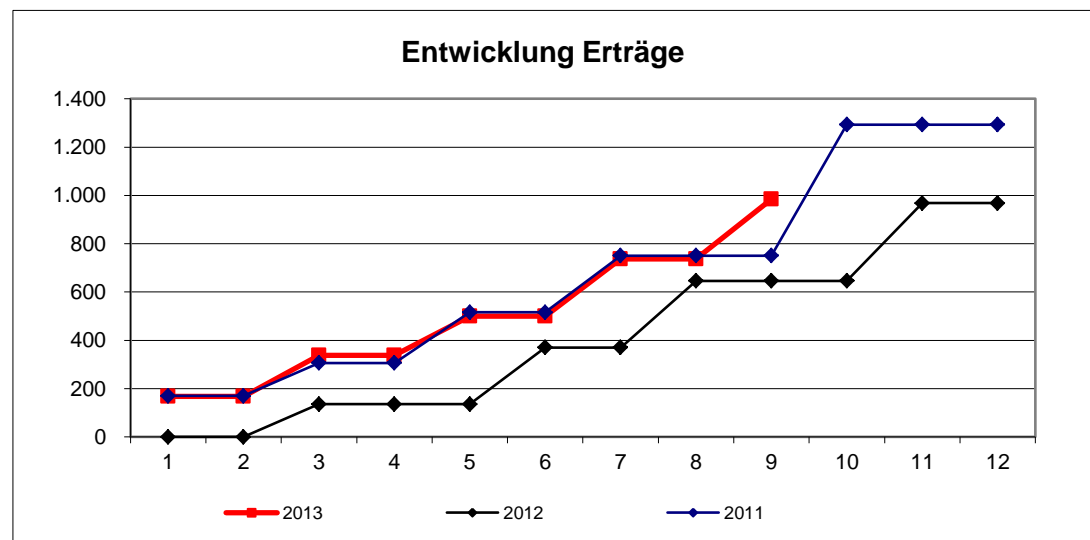
Verantwortlich: Herr Göldner

Stand Ende:

September 2013

| Erträge                     |              |            |          |            |          |            |          |            |          |            |         |          |          |            |              |
|-----------------------------|--------------|------------|----------|------------|----------|------------|----------|------------|----------|------------|---------|----------|----------|------------|--------------|
|                             | Plan         | Januar     | Februar  | März       | April    | Mai        | Juni     | Juli       | August   | September  | Oktober | November | Dezember | Ergebnis   | Prognose     |
| <b>2013</b>                 | <b>1.100</b> | <b>169</b> | <b>0</b> | <b>169</b> | <b>0</b> | <b>163</b> | <b>0</b> | <b>238</b> | <b>0</b> | <b>248</b> |         |          |          | <b>985</b> | <b>1.000</b> |
| ordentlich (KGr.30-37)      | 1.100        | 169        | 0        | 169        | 0        | 163        | 0        | 238        | 0        | 248        |         |          |          | 985        | 1.000        |
| außerordentlich (KGr.50-59) | 0            | 0          | 0        | 0          | 0        | 0          | 0        | 0          | 0        | 0          |         |          |          | 0          | 0            |
| ILV-Erträge (KGr.38)        | 0            | 0          | 0        | 0          | 0        | 0          | 0        | 0          | 0        | 0          |         |          |          | 0          | 0            |
| 2012                        | 1.100        | 0          | 0        | 136        | 0        | 0          | 235      | 0          | 276      | 0          | 0       | 322      | 0        | 968        |              |
| 2011                        | 1.100        | 170        | 0        | 137        | 0        | 210        | 0        | 234        | 0        | 0          | 543     | 0        | 0        | 1.293      |              |

| Aufwendungen                       |               |              |              |              |              |              |              |              |              |              |         |          |          |               |               |
|------------------------------------|---------------|--------------|--------------|--------------|--------------|--------------|--------------|--------------|--------------|--------------|---------|----------|----------|---------------|---------------|
|                                    | Plan          | Januar       | Februar      | März         | April        | Mai          | Juni         | Juli         | August       | September    | Oktober | November | Dezember | Ergebnis      | Prognose      |
| <b>2013</b>                        | <b>83.800</b> | <b>4.862</b> | <b>5.599</b> | <b>5.894</b> | <b>6.452</b> | <b>6.111</b> | <b>6.246</b> | <b>9.076</b> | <b>7.876</b> | <b>6.888</b> |         |          |          | <b>59.003</b> | <b>85.000</b> |
| Personal (KGr.40-41)               | 63.000        | 4.460        | 4.460        | 4.460        | 4.460        | 4.460        | 4.546        | 4.546        | 4.610        | 5.677        |         |          |          | 41.680        | 61.000        |
| Sachaufwand (KGr.42)               | 16.500        | 378          | 976          | 1.106        | 1.683        | 1.627        | 1.120        | 4.383        | 2.347        | 978          |         |          |          | 14.597        | 19.000        |
| Transferaufwand (KGr.43)           | 0             | 0            | 0            | 0            | 0            | 0            | 0            | 0            | 0            | 0            |         |          |          | 0             | 0             |
| sonstige (KGr.44)                  | 3.500         | 24           | 163          | 328          | 310          | 24           | 580          | 147          | 919          | 232          |         |          |          | 2.726         | 4.000         |
| Abschreibungen, Zinsen (KGr.45-47) | 800           | 0            | 0            | 0            | 0            | 0            | 0            | 0            | 0            | 0            |         |          |          | 0             | 1.000         |
| ILV-Aufwand (KGr.48)               | 0             | 0            | 0            | 0            | 0            | 0            | 0            | 0            | 0            | 0            |         |          |          | 0             | 0             |
| außerordentlich (KGr.50-59)        | 0             | 0            | 0            | 0            | 0            | 0            | 0            | 0            | 0            | 0            |         |          |          | 0             | 0             |
| 2012                               | 80.000        | 6.043        | 4.917        | 5.229        | 4.845        | 5.682        | 6.680        | 5.399        | 5.402        | 6.669        | 12.108  | 10.489   | 5.723    | 79.186        |               |
| 2011                               | 100.800       | 6.290        | 6.579        | 6.672        | 5.482        | 7.458        | 6.705        | 6.970        | 6.974        | 6.190        | 7.251   | 8.841    | 6.417    | 81.829        |               |



Produkt:

24302400

Bücherei Vechelde

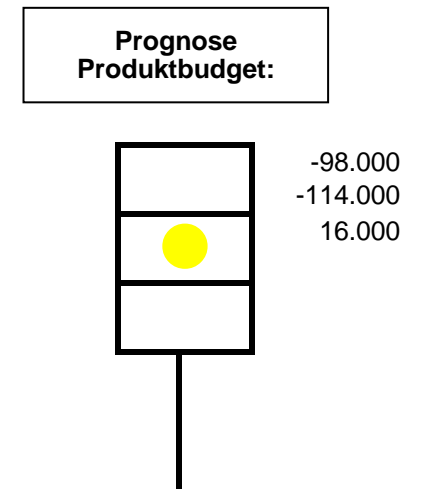
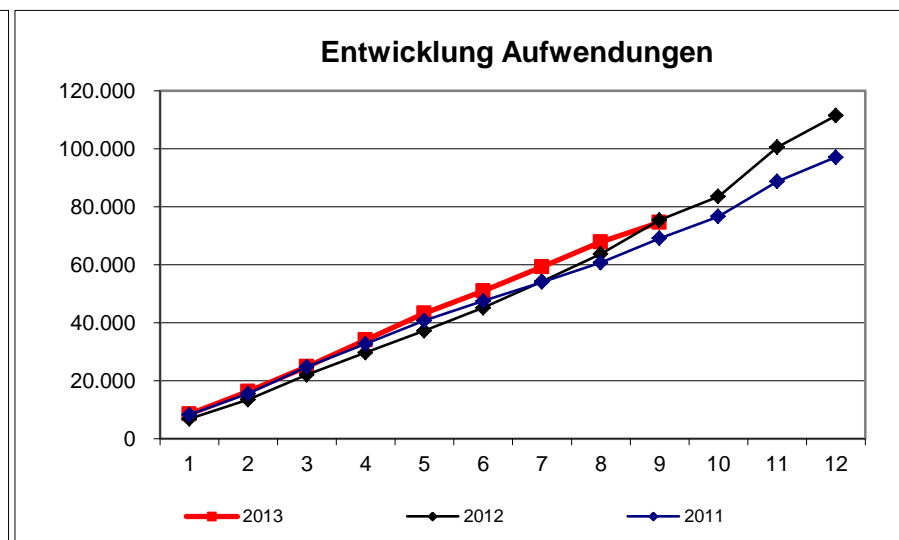
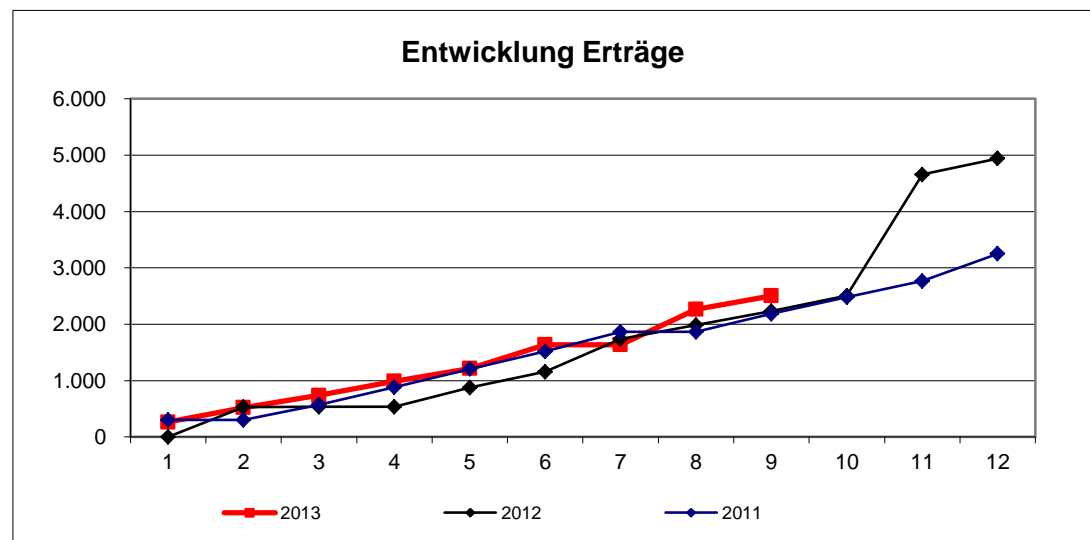
Verantwortlich: Herr Göldner

Stand Ende:

September 2013

| Erträge                     |              |            |            |            |            |            |            |          |            |            |         |          |          |              |              |
|-----------------------------|--------------|------------|------------|------------|------------|------------|------------|----------|------------|------------|---------|----------|----------|--------------|--------------|
|                             | Plan         | Januar     | Februar    | März       | April      | Mai        | Juni       | Juli     | August     | September  | Oktober | November | Dezember | Ergebnis     | Prognose     |
| <b>2013</b>                 | <b>2.100</b> | <b>263</b> | <b>257</b> | <b>218</b> | <b>252</b> | <b>228</b> | <b>418</b> | <b>0</b> | <b>632</b> | <b>235</b> |         |          |          | <b>2.501</b> | <b>3.000</b> |
| ordentlich (KGr.30-37)      | 2.100        | 263        | 257        | 218        | 252        | 228        | 418        | 0        | 632        | 235        |         |          |          | 2.501        | 3.000        |
| außerordentlich (KGr.50-59) | 0            | 0          | 0          | 0          | 0          | 0          | 0          | 0        | 0          | 0          |         |          |          | 0            | 0            |
| ILV-Erträge (KGr.38)        | 0            | 0          | 0          | 0          | 0          | 0          | 0          | 0        | 0          | 0          |         |          |          | 0            | 0            |
| 2012                        | 2.100        | 0          | 526        | 10         | 0          | 342        | 281        | 578      | 248        | 248        | 276     | 2.149    | 284      | 4.940        |              |
| 2011                        | 2.100        | 301        | 0          | 271        | 309        | 326        | 310        | 349      | 0          | 319        | 294     | 289      | 485      | 3.252        |              |

| Aufwendungen                       |                |              |              |              |              |              |              |              |              |              |         |          |          |               |                |
|------------------------------------|----------------|--------------|--------------|--------------|--------------|--------------|--------------|--------------|--------------|--------------|---------|----------|----------|---------------|----------------|
|                                    | Plan           | Januar       | Februar      | März         | April        | Mai          | Juni         | Juli         | August       | September    | Oktober | November | Dezember | Ergebnis      | Prognose       |
| <b>2013</b>                        | <b>100.100</b> | <b>8.581</b> | <b>7.788</b> | <b>8.549</b> | <b>9.207</b> | <b>9.191</b> | <b>7.652</b> | <b>8.388</b> | <b>8.574</b> | <b>6.763</b> |         |          |          | <b>74.694</b> | <b>117.000</b> |
| Personal (KGr.40-41)               | 78.400         | 7.085        | 7.085        | 7.085        | 7.100        | 7.094        | 7.094        | 7.372        | 6.899        | 6.749        |         |          |          | 63.565        | 94.000         |
| Sachaufwand (KGr.42)               | 17.000         | 789          | 557          | 1.309        | 1.525        | 1.166        | 427          | 937          | 1.161        | 13           |         |          |          | 7.884         | 17.000         |
| Transferaufwand (KGr.43)           | 0              | 0            | 0            | 0            | 0            | 0            | 0            | 0            | 0            | 0            |         |          |          | 0             | 0              |
| sonstige (KGr.44)                  | 3.500          | 112          | 146          | 155          | 582          | 930          | 131          | 79           | 514          | 0            |         |          |          | 2.650         | 4.000          |
| Abschreibungen, Zinsen (KGr.45-47) | 1.200          | 0            | 0            | 0            | 0            | 0            | 0            | 0            | 0            | 0            |         |          |          | 0             | 1.000          |
| ILV-Aufwand (KGr.48)               | 0              | 0            | 0            | 0            | 0            | 0            | 0            | 0            | 0            | 0            |         |          |          | 0             | 0              |
| außerordentlich (KGr.50-59)        | 0              | 595          | 0            | 0            | 0            | 0            | 0            | 0            | 0            | 0            |         |          |          | 595           | 1.000          |
| 2012                               | 95.600         | 6.912        | 6.640        | 8.569        | 7.625        | 7.567        | 7.857        | 9.140        | 9.455        | 11.680       | 8.158   | 17.008   | 10.871   | 111.481       |                |
| 2011                               | 125.100        | 8.318        | 7.272        | 9.230        | 7.956        | 8.035        | 6.756        | 6.559        | 6.682        | 8.357        | 7.518   | 12.089   | 8.378    | 97.150        |                |



Produkt:

24302500

Bücherei Wendeburg

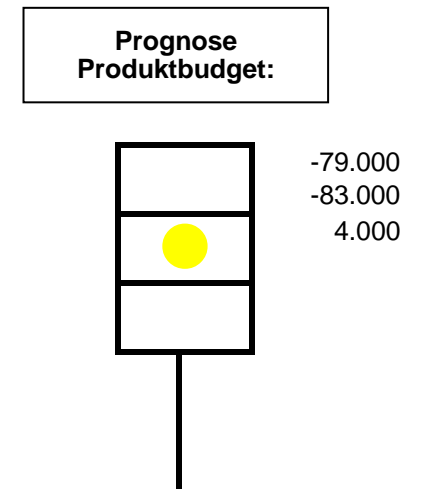
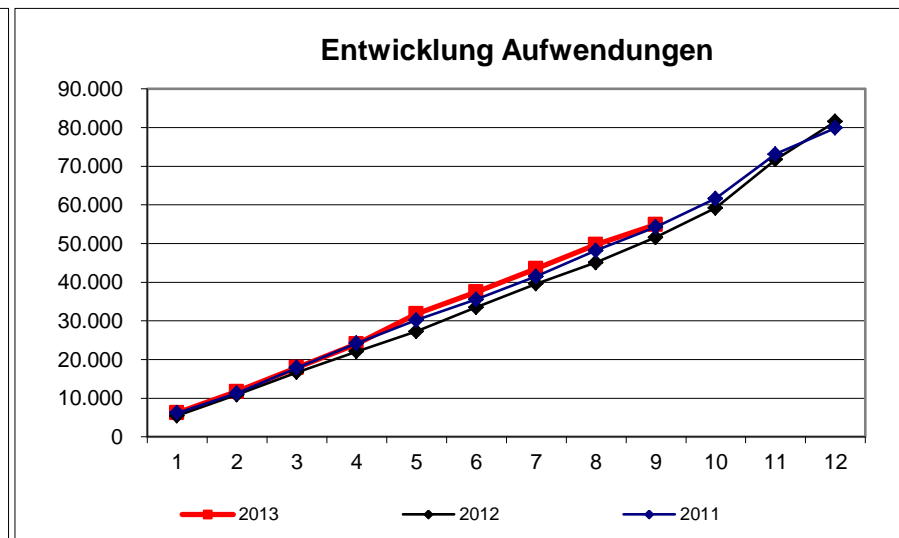
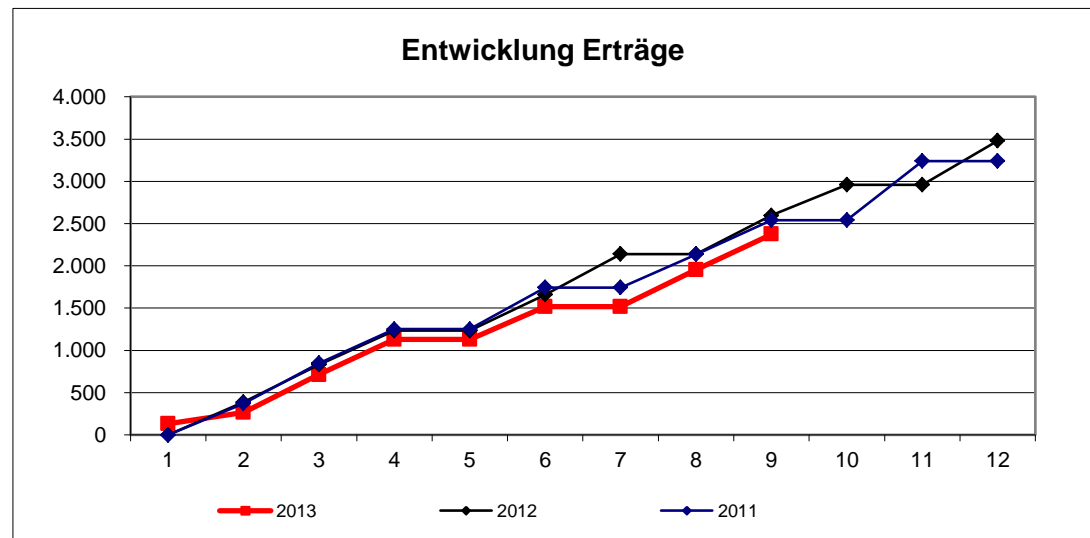
Verantwortlich: Herr Göldner

Stand Ende:

September 2013

| Erträge                     |              |            |            |            |            |          |            |          |            |            |         |          |          |              |              |
|-----------------------------|--------------|------------|------------|------------|------------|----------|------------|----------|------------|------------|---------|----------|----------|--------------|--------------|
|                             | Plan         | Januar     | Februar    | März       | April      | Mai      | Juni       | Juli     | August     | September  | Oktober | November | Dezember | Ergebnis     | Prognose     |
| <b>2013</b>                 | <b>2.100</b> | <b>133</b> | <b>133</b> | <b>449</b> | <b>416</b> | <b>0</b> | <b>388</b> | <b>0</b> | <b>435</b> | <b>422</b> |         |          |          | <b>2.375</b> | <b>2.000</b> |
| ordentlich (KGr.30-37)      | 2.100        | 133        | 133        | 449        | 416        | 0        | 388        | 0        | 435        | 422        |         |          |          | 2.375        | 2.000        |
| außerordentlich (KGr.50-59) | 0            | 0          | 0          | 0          | 0          | 0        | 0          | 0        | 0          | 0          |         |          |          | 0            | 0            |
| ILV-Erträge (KGr.38)        | 0            | 0          | 0          | 0          | 0          | 0        | 0          | 0        | 0          | 0          |         |          |          | 0            | 0            |
| 2012                        | 2.100        | 0          | 387        | 444        | 403        | 0        | 425        | 481      | 0          | 457        | 363     | 0        | 524      | 3.482        |              |
| 2011                        | 2.100        | 0          | 373        | 476        | 404        | 0        | 491        | 0        | 393        | 405        | 0       | 699      | 0        | 3.240        |              |

| Aufwendungen                       |               |              |              |              |              |              |              |              |              |              |         |          |          |               |               |
|------------------------------------|---------------|--------------|--------------|--------------|--------------|--------------|--------------|--------------|--------------|--------------|---------|----------|----------|---------------|---------------|
|                                    | Plan          | Januar       | Februar      | März         | April        | Mai          | Juni         | Juli         | August       | September    | Oktober | November | Dezember | Ergebnis      | Prognose      |
| <b>2013</b>                        | <b>81.100</b> | <b>6.237</b> | <b>5.489</b> | <b>6.153</b> | <b>6.204</b> | <b>7.779</b> | <b>5.660</b> | <b>6.036</b> | <b>6.220</b> | <b>5.106</b> |         |          |          | <b>54.884</b> | <b>85.000</b> |
| Personal (KGr.40-41)               | 60.400        | 4.754        | 4.754        | 4.754        | 4.754        | 4.754        | 4.754        | 4.754        | 4.891        | 4.891        |         |          |          | 43.059        | 64.000        |
| Sachaufwand (KGr.42)               | 16.400        | 581          | 308          | 1.221        | 1.297        | 2.438        | 775          | 1.188        | 1.266        | 146          |         |          |          | 9.220         | 16.000        |
| Transferaufwand (KGr.43)           | 0             | 0            | 0            | 0            | 0            | 0            | 0            | 0            | 0            | 0            |         |          |          | 0             | 0             |
| sonstige (KGr.44)                  | 3.700         | 496          | 427          | 178          | 153          | 586          | 131          | 94           | 64           | 69           |         |          |          | 2.198         | 4.000         |
| Abschreibungen, Zinsen (KGr.45-47) | 600           | 0            | 0            | 0            | 0            | 0            | 0            | 0            | 0            | 0            |         |          |          | 0             | 1.000         |
| ILV-Aufwand (KGr.48)               | 0             | 0            | 0            | 0            | 0            | 0            | 0            | 0            | 0            | 0            |         |          |          | 0             | 0             |
| außerordentlich (KGr.50-59)        | 0             | 407          | 0            | 0            | 0            | 0            | 0            | 0            | 0            | 0            |         |          |          | 407           | 0             |
| 2012                               | 77.100        | 5.491        | 5.453        | 5.761        | 5.383        | 5.203        | 6.200        | 6.124        | 5.492        | 6.521        | 7.597   | 12.497   | 9.864    | 81.587        |               |
| 2011                               | 47.500        | 6.202        | 5.133        | 6.533        | 6.348        | 5.999        | 5.340        | 5.967        | 6.699        | 6.096        | 7.341   | 11.488   | 6.781    | 79.928        |               |



Produkt:

24302700

Bildstelle Ilsede

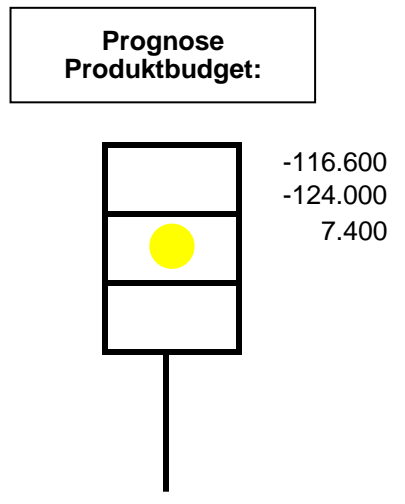
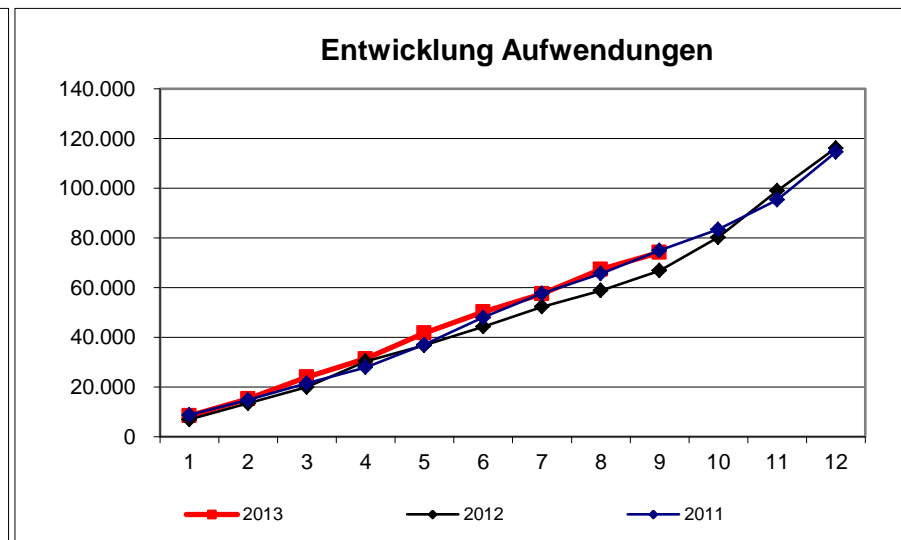
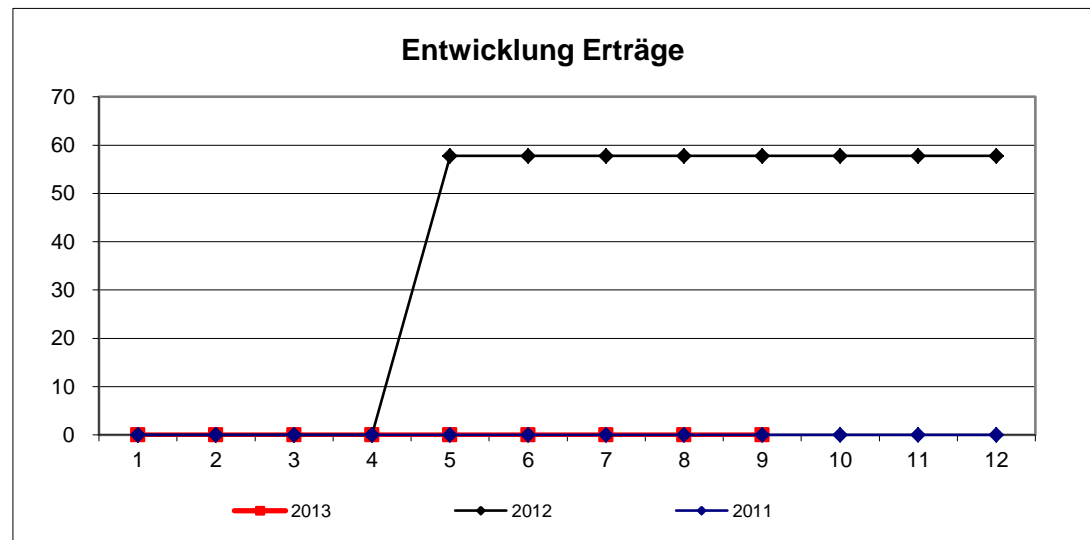
Verantwortlich: Herr Göldner

Stand Ende:

September 2013

| Erträge                     |          |          |          |          |          |          |          |          |          |           |         |          |          |          |          |
|-----------------------------|----------|----------|----------|----------|----------|----------|----------|----------|----------|-----------|---------|----------|----------|----------|----------|
|                             | Plan     | Januar   | Februar  | März     | April    | Mai      | Juni     | Juli     | August   | September | Oktober | November | Dezember | Ergebnis | Prognose |
| <b>2013</b>                 | <b>0</b> | <b>0</b> | <b>0</b> | <b>0</b> | <b>0</b> | <b>0</b> | <b>0</b> | <b>0</b> | <b>0</b> | <b>0</b>  |         |          |          | <b>0</b> | <b>0</b> |
| ordentlich (KGr.30-37)      | 0        | 0        | 0        | 0        | 0        | 0        | 0        | 0        | 0        | 0         |         |          |          | 0        | 0        |
| außerordentlich (KGr.50-59) | 0        | 0        | 0        | 0        | 0        | 0        | 0        | 0        | 0        | 0         |         |          |          | 0        | 0        |
| ILV-Erträge (KGr.38)        | 0        | 0        | 0        | 0        | 0        | 0        | 0        | 0        | 0        | 0         |         |          |          | 0        | 0        |
| 2012                        | 0        | 0        | 0        | 0        | 0        | 58       | 0        | 0        | 0        | 0         | 0       | 0        | 0        | 58       |          |
| 2011                        | 0        | 0        | 0        | 0        | 0        | 0        | 0        | 0        | 0        | 0         | 0       | 0        | 0        | 0        |          |

| Aufwendungen                       |                |              |              |              |              |               |              |              |              |              |         |          |          |               |                |
|------------------------------------|----------------|--------------|--------------|--------------|--------------|---------------|--------------|--------------|--------------|--------------|---------|----------|----------|---------------|----------------|
|                                    | Plan           | Januar       | Februar      | März         | April        | Mai           | Juni         | Juli         | August       | September    | Oktober | November | Dezember | Ergebnis      | Prognose       |
| <b>2013</b>                        | <b>116.600</b> | <b>8.507</b> | <b>6.778</b> | <b>8.758</b> | <b>7.369</b> | <b>10.390</b> | <b>8.411</b> | <b>7.294</b> | <b>9.889</b> | <b>6.863</b> |         |          |          | <b>74.258</b> | <b>124.000</b> |
| Personal (KGr.40-41)               | 82.200         | 7.125        | 6.528        | 6.528        | 6.528        | 6.528         | 6.528        | 6.528        | 6.620        | 6.620        |         |          |          | 59.533        | 87.000         |
| Sachaufwand (KGr.42)               | 17.300         | 53           | 0            | 1.969        | 581          | 3.787         | 913          | 618          | 3.164        | 100          |         |          |          | 11.185        | 18.000         |
| Transferaufwand (KGr.43)           | 0              | 0            | 0            | 0            | 0            | 0             | 0            | 0            | 0            | 0            |         |          |          | 0             | 0              |
| sonstige (KGr.44)                  | 5.900          | 459          | 139          | 260          | 260          | 75            | 970          | 148          | 105          | 106          |         |          |          | 2.522         | 6.000          |
| Abschreibungen, Zinsen (KGr.45-47) | 11.200         | 0            | 0            | 0            | 0            | 0             | 0            | 0            | 0            | 0            |         |          |          | 0             | 12.000         |
| ILV-Aufwand (KGr.48)               | 0              | 871          | 111          | 0            | 0            | 0             | 0            | 0            | 0            | 0            |         |          |          | 982           | 1.000          |
| außerordentlich (KGr.50-59)        | 0              | 0            | 0            | 0            | 0            | 0             | 0            | 0            | 0            | 37           |         |          |          | 37            | 0              |
| 2012                               | 108.100        | 6.952        | 6.522        | 6.573        | 10.368       | 6.378         | 7.545        | 8.049        | 6.503        | 8.039        | 13.354  | 18.712   | 17.241   | 116.238       |                |
| 2011                               | 105.100        | 8.837        | 5.991        | 6.712        | 6.418        | 9.166         | 10.910       | 9.738        | 7.911        | 9.355        | 8.455   | 11.863   | 19.253   | 114.609       |                |



Produkt:

24302

Kreismedienzentrum

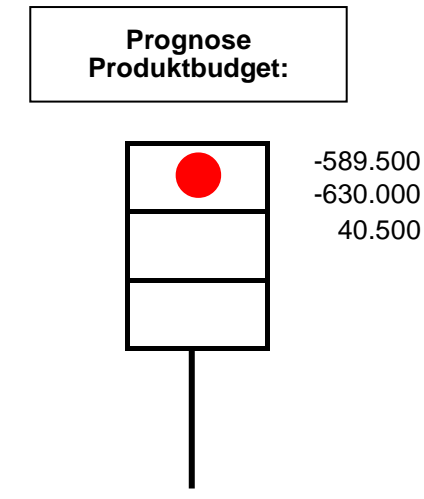
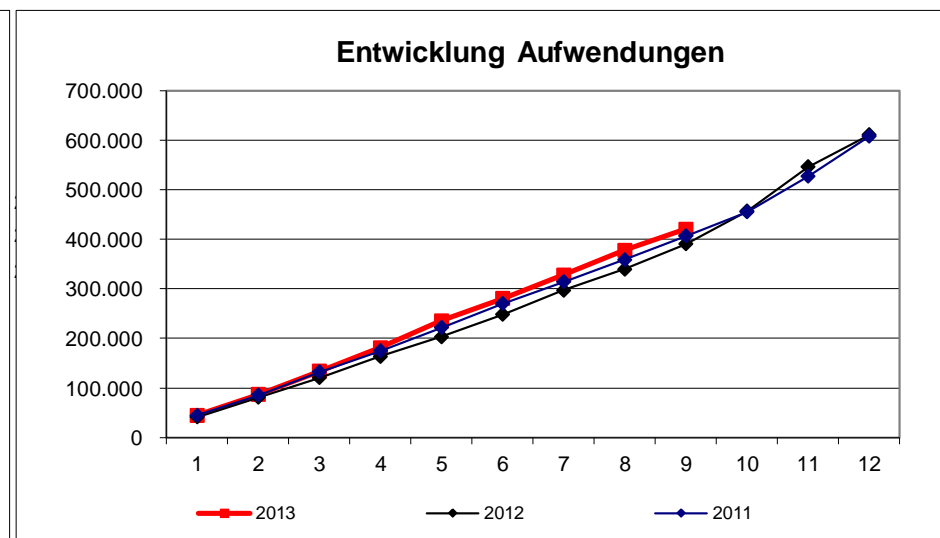
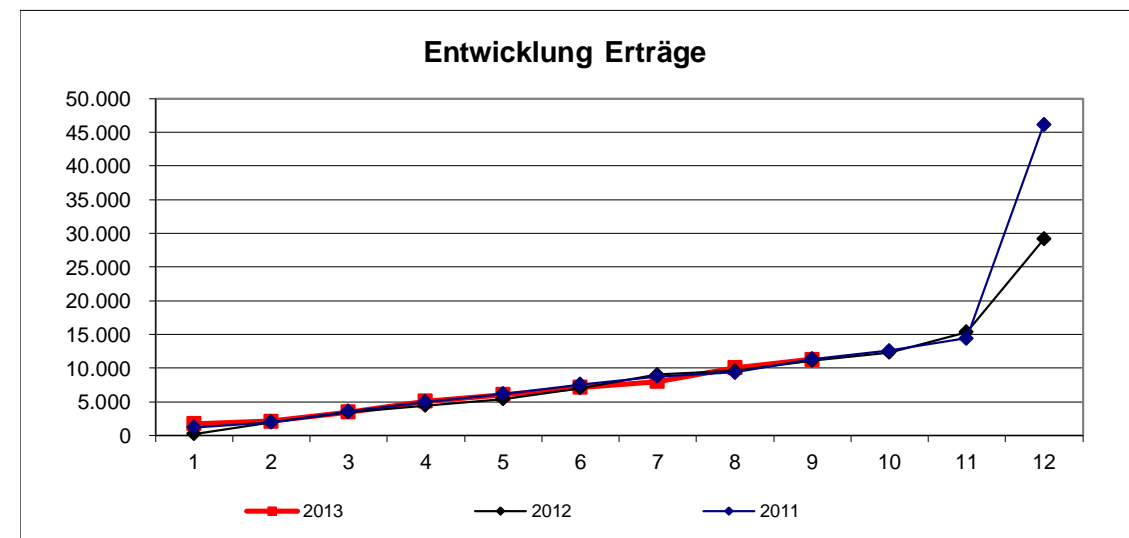
Verantwortlich: Herr Göldner

Stand Ende:

September 2013

| Erträge                     |               |              |            |              |              |            |              |            |              |              |         |          |          |               | Prognose      |
|-----------------------------|---------------|--------------|------------|--------------|--------------|------------|--------------|------------|--------------|--------------|---------|----------|----------|---------------|---------------|
|                             | Plan          | Januar       | Februar    | März         | April        | Mai        | Juni         | Juli       | August       | September    | Oktober | November | Dezember | Ergebnis      |               |
| <b>2013</b>                 | <b>42.500</b> | <b>1.727</b> | <b>390</b> | <b>1.392</b> | <b>1.595</b> | <b>945</b> | <b>1.094</b> | <b>870</b> | <b>2.033</b> | <b>1.267</b> |         |          |          | <b>11.311</b> | <b>44.000</b> |
| ordentlich (KGr.30-37)      | 42.500        | 1.727        | 390        | 1.392        | 1.595        | 945        | 1.094        | 870        | 2.033        | 1.267        |         |          |          | 11.311        | 44.000        |
| außerordentlich (KGr.50-59) | 0             | 0            | 0          | 0            | 0            | 0          | 0            | 0          | 0            | 0            |         |          |          | 0             | 0             |
| ILV-Erträge (KGr.38)        | 0             | 0            | 0          | 0            | 0            | 0          | 0            | 0          | 0            | 0            |         |          |          | 0             | 0             |
| 2012                        | 42.500        | 254          | 1.721      | 1.479        | 1.020        | 979        | 1.554        | 2.038      | 523          | 1.592        | 1.135   | 3.032    | 13.843   | 29.168        |               |
| 2011                        | 23.400        | 1.224        | 740        | 1.650        | 1.347        | 1.203      | 1.423        | 1.193      | 570          | 1.986        | 1.263   | 1.828    | 31.712   | 46.139        |               |

| Aufwendungen                       |                |               |               |               |               |               |               |               |               |               |         |          |          |                | Prognose       |
|------------------------------------|----------------|---------------|---------------|---------------|---------------|---------------|---------------|---------------|---------------|---------------|---------|----------|----------|----------------|----------------|
|                                    | Plan           | Januar        | Februar       | März          | April         | Mai           | Juni          | Juli          | August        | September     | Oktober | November | Dezember | Ergebnis       |                |
| <b>2013</b>                        | <b>632.000</b> | <b>44.537</b> | <b>41.826</b> | <b>46.552</b> | <b>48.078</b> | <b>54.500</b> | <b>44.775</b> | <b>47.692</b> | <b>49.872</b> | <b>42.371</b> |         |          |          | <b>420.204</b> | <b>674.000</b> |
| Personal (KGr.40-41)               | 469.200        | 37.460        | 36.864        | 36.864        | 36.879        | 36.873        | 36.959        | 37.452        | 37.359        | 39.668        |         |          |          | 336.380        | 503.000        |
| Sachaufwand (KGr.42)               | 100.700        | 4.037         | 3.089         | 8.471         | 9.706         | 13.542        | 5.739         | 9.698         | 10.659        | 2.180         |         |          |          | 67.121         | 104.000        |
| Transferaufwand (KGr.43)           | 0              | 0             | 0             | 0             | 0             | 0             | 0             | 0             | 0             | 0             |         |          |          | 0              | 0              |
| sonstige (KGr.44)                  | 24.500         | 1.167         | 1.762         | 1.217         | 1.493         | 4.085         | 2.077         | 542           | 1.854         | 486           |         |          |          | 14.681         | 27.000         |
| Abschreibungen, Zinsen (KGr.45-47) | 37.600         | 0             | 0             | 0             | 0             | 0             | 0             | 0             | 0             | 0             |         |          |          | 0              | 38.000         |
| ILV-Aufwand (KGr.48)               | 0              | 871           | 111           | 0             | 0             | 0             | 0             | 0             | 0             | 0             |         |          |          | 982            | 1.000          |
| außerordentlich (KGr.50-59)        | 0              | 1.002         | 0             | 0             | 0             | 0             | 0             | 0             | 0             | 37            |         |          |          | 1.039          | 1.000          |
| 2012                               | 599.700        | 40.674        | 39.527        | 40.294        | 42.973        | 39.504        | 44.795        | 49.170        | 42.840        | 50.522        | 66.406  | 88.695   | 64.936   | 610.336        |                |
| 2011                               | 586.200        | 44.454        | 40.446        | 46.929        | 42.216        | 47.631        | 47.906        | 44.527        | 44.419        | 47.557        | 48.173  | 71.902   | 81.726   | 607.886        |                |



| Zielkennzahlen:       |        |        |                     |                |
|-----------------------|--------|--------|---------------------|----------------|
|                       | Anzahl | Plan   | Stand Berichtsmonat | Zielerreichung |
| Neuanschaffung Medien |        | 10.000 | 8.360               | 84%            |

| Leistungsumfang:     |                           |         |                             |          |
|----------------------|---------------------------|---------|-----------------------------|----------|
| Leistung             |                           | Plan    | Stand Berichtsmonat lt. KLR | Prognose |
| Bücherei Edemissen   | entliehene Medien         | 105.000 | 70.597                      | 100.000  |
|                      | Beratungen                | 5.400   | 1.629                       | 2.200    |
|                      | Führungen                 | 14      | 8                           | 8        |
|                      | Ausstellungen             | 2       | 0                           | 0        |
|                      | Veranstaltungen           | 15      | 20                          | 20       |
|                      | Medienunterr. m. Schulkl. | 350     | 177                         | 300      |
|                      | Bestandsaufbau an Medien  | 2.800   | 2.084                       | 2.800    |
| Bücherei Hohenhameln | entliehene Medien         | 55.000  | 33.947                      | 51.000   |
|                      | Beratungen                | 3.300   | 1.768                       | 2.600    |
|                      | Führungen                 | 18      | 3                           | 3        |
|                      | Ausstellungen             | 2       | 2                           | 2        |
|                      | Veranstaltungen           | 10      | 12                          | 10       |
|                      | Medienunterr. m. Schulkl. | 400     | 193                         | 300      |
|                      | Bestandsaufbau an Medien  | 2.000   | 1.680                       | 2.000    |
| Bücherei Ilsede      | entliehene Medien         | 52.000  | 30.039                      | 45.000   |
|                      | Beratungen                | 4.000   | 1.737                       | 2.200    |
|                      | Führungen                 | 20      | 31                          | 30       |
|                      | Veranstaltungen           | 40      | 34                          | 30       |
|                      | Medienunterr. m. Schulkl. | 150     | 121                         | 220      |
|                      | Bestandsaufbau an Medien  | 2.000   | 1.954                       | 2.000    |
| Bücherei Vechelde    | entliehene Medien         | 45.000  | 33.221                      | 46.000   |
|                      | Beratungen                | 1.800   | 1.294                       | 1.800    |
|                      | Führungen                 | 20      | 4                           | 4        |
|                      | Veranstaltungen           | 20      | 8                           | 8        |
|                      | Medienunterr. m. Schulkl. | 100     | 81                          | 100      |
|                      | Bestandsaufbau an Medien  | 1.800   | 1.275                       | 1.800    |
| Bücherei Wendeburg   | entliehene Medien         | 70.000  | 44.492                      | 63.000   |
|                      | Beratungen                | 3.000   | 2.188                       | 3.000    |
|                      | Führungen                 | 10      | 5                           | 10       |
|                      | Ausstellungen             | 2       | 0                           | 0        |
|                      | Veranstaltungen           | 5       | 1                           | 2        |
|                      | Medienunterr. m. Schulkl. | 100     | 51                          | 100      |
|                      | Bestandsaufbau an Medien  | 1.800   | 1.354                       | 1.800    |
| Kreisbildstelle      | entliehene Medien         | 4.000   | 8.375                       | 12.000   |
|                      | Beratungen                | 450     | 362                         | 550      |
|                      | Führungen                 |         |                             |          |
|                      | Ausstellungen             |         |                             |          |
|                      | Veranstaltungen           |         |                             |          |
|                      | Medienunterr. m. Schulkl. |         |                             |          |
|                      | Bestandsaufbau an Medien  | 150     | 13                          | 150      |

| Erläuterung/Prognose: |
|-----------------------|
|                       |

Produkt:

25201000

Kreismuseum

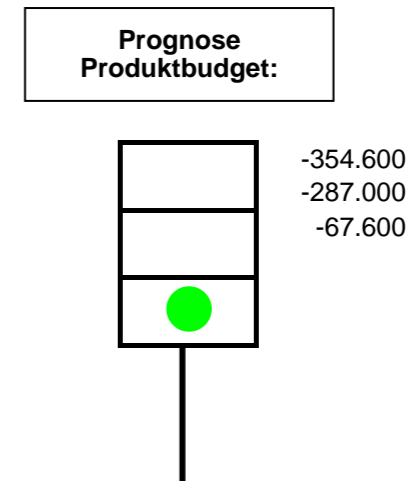
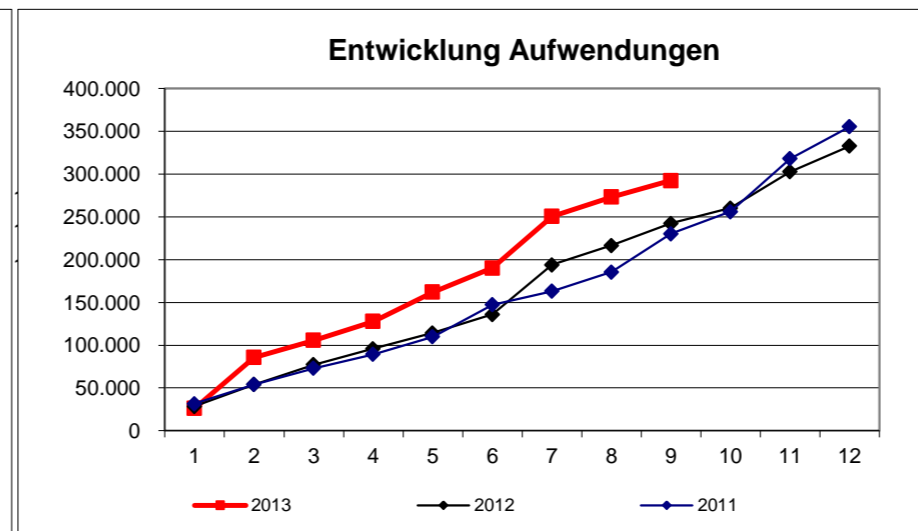
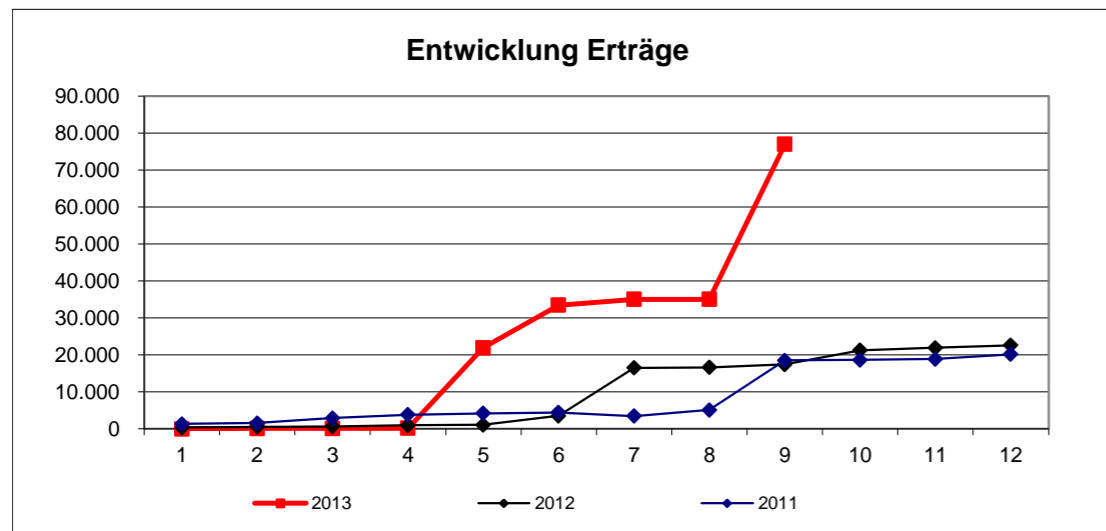
Verantwortlich: Herr Göldner

Stand Ende:

September 2013

| Erträge                     |               |          |           |           |           |               |               |              |          |               |         |          |          |               |                |
|-----------------------------|---------------|----------|-----------|-----------|-----------|---------------|---------------|--------------|----------|---------------|---------|----------|----------|---------------|----------------|
|                             | Plan          | Januar   | Februar   | März      | April     | Mai           | Juni          | Juli         | August   | September     | Oktober | November | Dezember | Ergebnis      | Prognose       |
| <b>2013</b>                 | <b>14.900</b> | <b>0</b> | <b>80</b> | <b>40</b> | <b>76</b> | <b>21.761</b> | <b>11.498</b> | <b>1.620</b> | <b>0</b> | <b>41.936</b> |         |          |          | <b>77.011</b> | <b>149.000</b> |
| ordentlich (KGr.30-37)      | 14.900        | 0        | 80        | 40        | 76        | 21.761        | 11.498        | 1.620        | 0        | 41.936        |         |          |          | 77.011        | 149.000        |
| außerordentlich (KGr.50-59) | 0             | 0        | 0         | 0         | 0         | 0             | 0             | 0            | 0        | 0             |         |          |          | 0             | 0              |
| ILV-Erträge (KGr.38)        | 0             | 0        | 0         | 0         | 0         | 0             | 0             | 0            | 0        | 0             |         |          |          | 0             | 0              |
| 2012                        | 21.700        | 321      | 230       | 130       | 289       | 90            | 2.464         | 12.987       | 130      | 754           | 3.900   | 662      | 640      | 22.598        |                |
| 2011                        | 8.800         | 1.320    | 220       | 1.371     | 908       | 376           | 252           | -961         | 1.627    | 13.416        | 115     | 240      | 1.304    | 20.188        |                |

| Aufwendungen                       |                |               |               |               |               |               |               |               |               |               |         |          |          |                |                |
|------------------------------------|----------------|---------------|---------------|---------------|---------------|---------------|---------------|---------------|---------------|---------------|---------|----------|----------|----------------|----------------|
|                                    | Plan           | Januar        | Februar       | März          | April         | Mai           | Juni          | Juli          | August        | September     | Oktober | November | Dezember | Ergebnis       | Prognose       |
| <b>2013</b>                        | <b>369.500</b> | <b>26.279</b> | <b>59.496</b> | <b>19.846</b> | <b>22.122</b> | <b>34.340</b> | <b>28.222</b> | <b>60.142</b> | <b>22.616</b> | <b>19.356</b> |         |          |          | <b>292.418</b> | <b>436.000</b> |
| Personal (KGr.40-41)               | 222.100        | 17.075        | 18.291        | 15.041        | 17.644        | 16.822        | 17.206        | 17.723        | 17.723        | 18.038        |         |          |          | 155.562        | 232.000        |
| Sachaufwand (KGr.42)               | 135.800        | 9.005         | 41.053        | 4.677         | 3.991         | 12.804        | 10.949        | 42.237        | 4.846         | 1.153         |         |          |          | 130.715        | 191.000        |
| Transferaufwand (KGr.43)           | 0              | 0             | 0             | 0             | 0             | 0             | 0             | 0             | 0             | 0             |         |          |          | 0              | 0              |
| sonstige (KGr.44)                  | 3.600          | 199           | 151           | 128           | 486           | 492           | 66            | 183           | 48            | 159           |         |          |          | 1.911          | 4.000          |
| Abschreibungen, Zinsen (KGr.45-47) | 3.000          | 0             | 0             | 0             | 0             | 0             | 0             | 0             | 0             | 6             |         |          |          | 6              | 4.000          |
| ILV-Aufwand (KGr.48)               | 5.000          | 0             | 0             | 0             | 0             | 4.222         | 0             | 0             | 0             | 0             |         |          |          | 4.222          | 5.000          |
| außerordentlich (KGr.50-59)        | 0              | 0             | 0             | 0             | 0             | 0             | 0             | 0             | 0             | 0             |         |          |          | 0              | 0              |
| 2012                               | 412.700        | 28.659        | 25.367        | 23.171        | 18.669        | 18.673        | 21.431        | 57.887        | 22.589        | 26.033        | 17.795  | 42.398   | 29.927   | 332.599        |                |
| 2011                               | 296.600        | 31.795        | 22.300        | 18.915        | 16.326        | 20.594        | 37.473        | 15.797        | 22.237        | 44.737        | 25.942  | 61.762   | 37.521   | 355.398        |                |



| Zielkennzahlen:            |                  |                     |                |
|----------------------------|------------------|---------------------|----------------|
|                            | Plan             | Stand Berichtsmonat | Zielerreichung |
| Besucherinnen und Besucher | Anzahl<br>13.000 | 8.189               | 63,0%          |

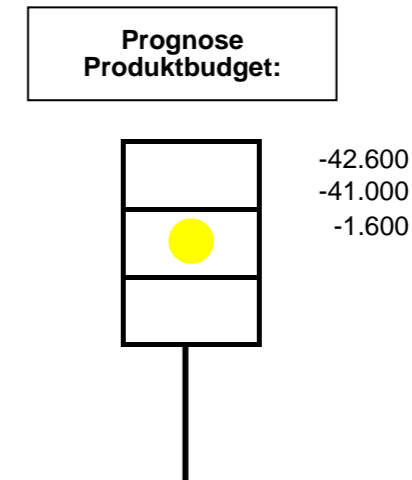
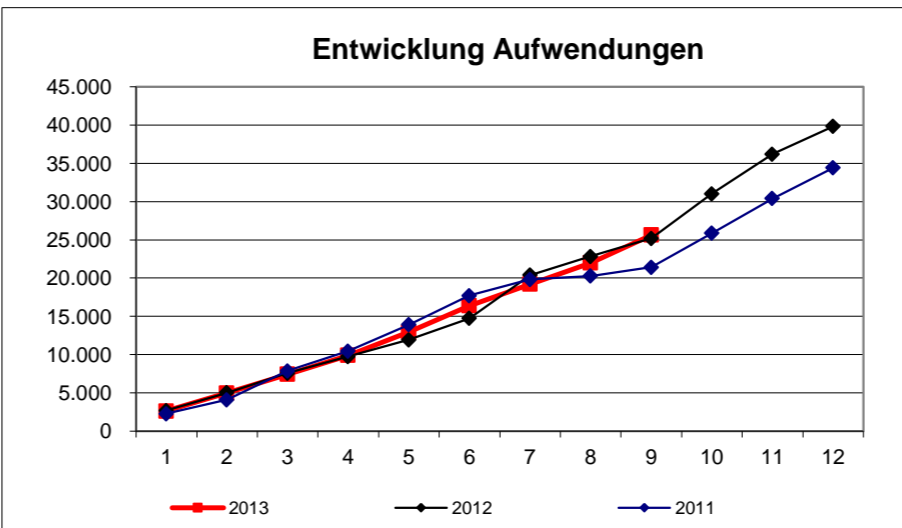
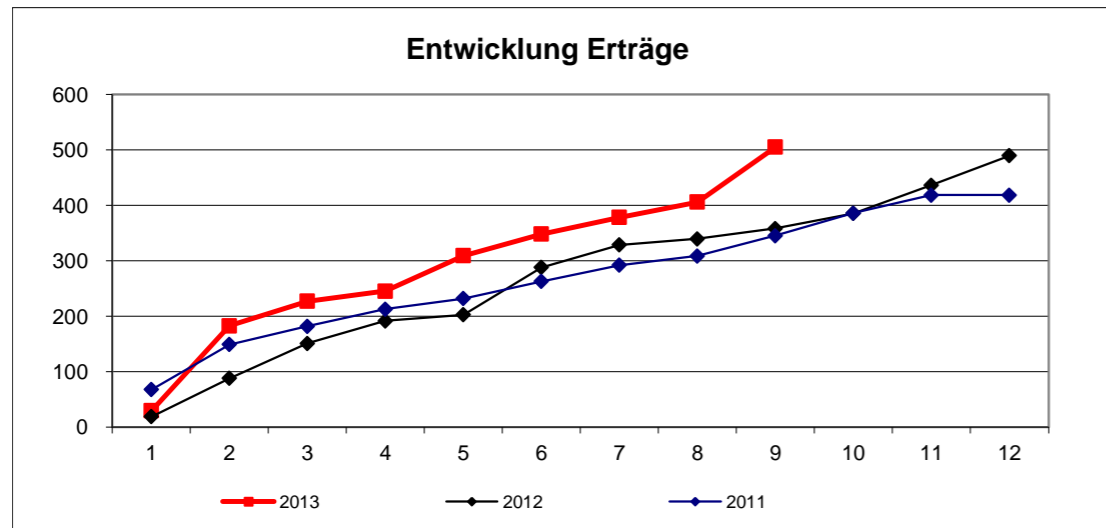
| Leistungsumfang:              |                    |                             |          |
|-------------------------------|--------------------|-----------------------------|----------|
| Leistung                      | Plan               | Stand Berichtsmonat lt. KLR | Prognose |
| Ausstellungen                 | Anzahl<br>4        | 4                           | 4        |
|                               | Besucher<br>13.000 | 8.189                       | 10.000   |
| Veranstaltungen und Führungen | Fälle<br>400       | 187                         | 280      |

| Erläuterung/Prognose: |  |
|-----------------------|--|
|                       |  |



| Erträge                     |      |        |         |      |       |     |      |      |        |           |         |          |          |          | Prognose |
|-----------------------------|------|--------|---------|------|-------|-----|------|------|--------|-----------|---------|----------|----------|----------|----------|
|                             | Plan | Januar | Februar | März | April | Mai | Juni | Juli | August | September | Oktober | November | Dezember | Ergebnis |          |
| 2013                        | 0    | 30     | 153     | 45   | 18    | 64  | 39   | 30   | 27     | 100       |         |          |          | 505      | 1.000    |
| ordentlich (KGr.30-37)      | 0    | 30     | 153     | 45   | 18    | 64  | 39   | 30   | 27     | 100       |         |          |          | 505      | 1.000    |
| außerordentlich (KGr.50-59) | 0    | 0      | 0       | 0    | 0     | 0   | 0    | 0    | 0      | 0         |         |          |          | 0        | 0        |
| ILV-Erträge (KGr.38)        | 0    | 0      | 0       | 0    | 0     | 0   | 0    | 0    | 0      | 0         |         |          |          | 0        | 0        |
| 2012                        | 0    | 19     | 69      | 63   | 41    | 11  | 85   | 41   | 11     | 19        | 28      | 51       | 53       | 490      |          |
| 2011                        | 0    | 68     | 82      | 33   | 31    | 19  | 31   | 29   | 17     | 36        | 41      | 33       | 0        | 419      |          |

| Aufwendungen                       |        |        |         |       |       |       |       |       |        |           |         |          |          |          | Prognose |
|------------------------------------|--------|--------|---------|-------|-------|-------|-------|-------|--------|-----------|---------|----------|----------|----------|----------|
|                                    | Plan   | Januar | Februar | März  | April | Mai   | Juni  | Juli  | August | September | Oktober | November | Dezember | Ergebnis |          |
| 2013                               | 42.600 | 2.650  | 2.353   | 2.432 | 2.474 | 3.040 | 3.443 | 2.826 | 2.784  | 3.629     |         |          |          | 25.630   | 42.000   |
| Personal (KGr.40-41)               | 34.300 | 2.353  | 2.353   | 2.353 | 2.353 | 2.353 | 2.353 | 2.430 | 2.391  | 2.391     |         |          |          | 21.329   | 33.000   |
| Sachaufwand (KGr.42)               | 6.000  | 250    | 0       | 43    | 121   | 425   | 742   | 184   | 280    | 1.168     |         |          |          | 3.212    | 6.000    |
| Transferaufwand (KGr.43)           | 0      | 0      | 0       | 0     | 0     | 0     | 0     | 0     | 0      | 0         |         |          |          | 0        | 0        |
| sonstige (KGr.44)                  | 1.600  | 47     | 0       | 36    | 0     | 263   | 349   | 212   | 113    | 70        |         |          |          | 1.089    | 2.000    |
| Abschreibungen, Zinsen (KGr.45-47) | 700    | 0      | 0       | 0     | 0     | 0     | 0     | 0     | 0      | 0         |         |          |          | 0        | 1.000    |
| ILV-Aufwand (KGr.48)               | 0      | 0      | 0       | 0     | 0     | 0     | 0     | 0     | 0      | 0         |         |          |          | 0        | 0        |
| außerordentlich (KGr.50-59)        | 0      | 0      | 0       | 0     | 0     | 0     | 0     | 0     | 0      | 0         |         |          |          | 0        | 0        |
| 2012                               | 40.700 | 2.700  | 2.329   | 2.554 | 2.189 | 2.180 | 2.805 | 5.644 | 2.441  | 2.356     | 5.833   | 5.182    | 3.616    | 39.828   |          |
| 2011                               | 39.300 | 2.299  | 1.819   | 3.754 | 2.614 | 3.429 | 3.789 | 2.147 | 431    | 1.157     | 4.440   | 4.537    | 4.006    | 34.423   |          |



| Zielkennzahlen:               |            |                     |                |
|-------------------------------|------------|---------------------|----------------|
|                               | Plan       | Stand Berichtsmonat | Zielerreichung |
| Anteil Sichtung von Archivgut | Prozent 80 | 25                  | 31,3%          |

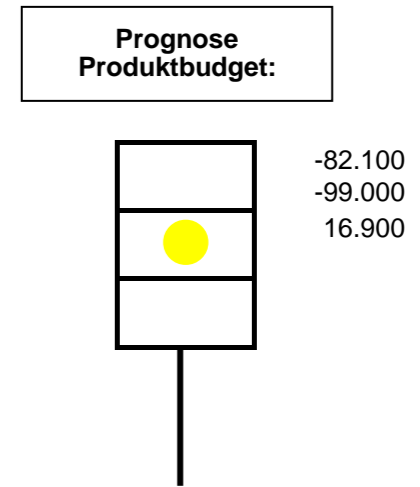
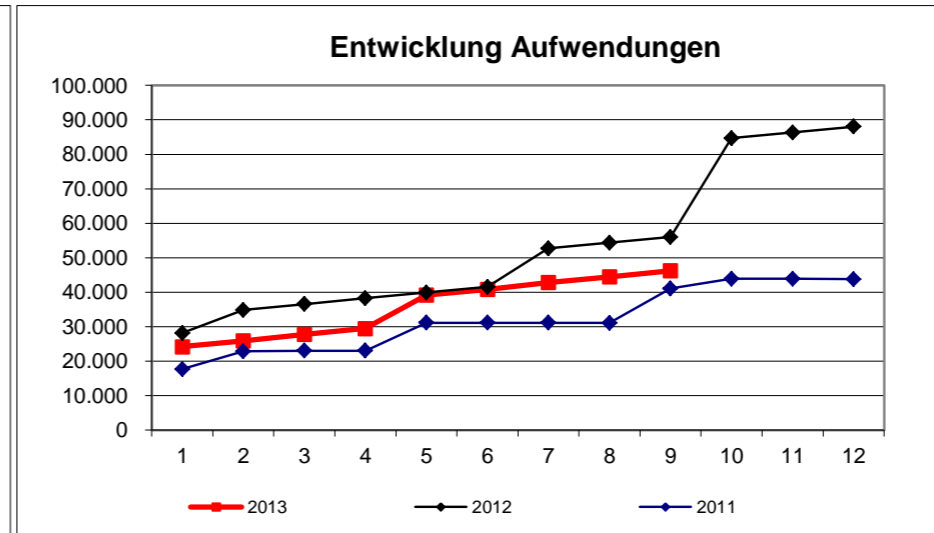
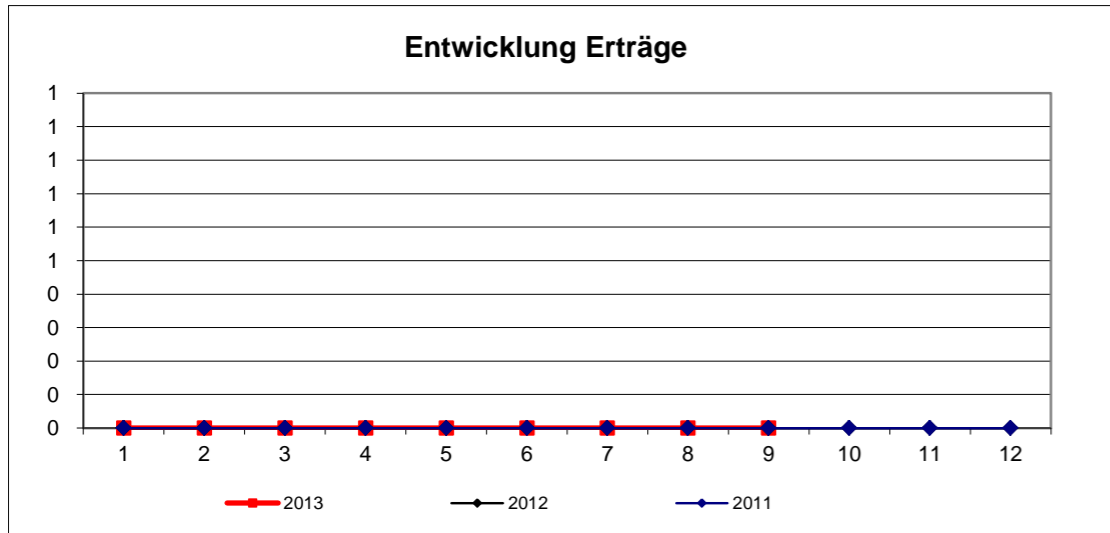
| Leistungsumfang:            |       |                             |          |
|-----------------------------|-------|-----------------------------|----------|
| Leistung                    | Plan  | Stand Berichtsmonat lt. KLR | Prognose |
| Archivgut                   |       |                             |          |
| Veranstaltungen             | 2     | 1                           | 1        |
| lfd. Meter Bestandspflege   | 15    | 9                           | 15       |
| erschlossene Einheiten      | 2.000 | 1.789                       | 2.500    |
| Benutzer                    | 60    | 54                          | 70       |
| lfd.Meter übern. Unterlagen | 10    | 12                          | 13       |

| Erläuterung/Prognose: |
|-----------------------|
|                       |

Verantwortlich: Herr Göldner

| Erträge                     |          |          |          |          |          |          |          |          |          |           |         |          |          |          |          |
|-----------------------------|----------|----------|----------|----------|----------|----------|----------|----------|----------|-----------|---------|----------|----------|----------|----------|
|                             | Plan     | Januar   | Februar  | März     | April    | Mai      | Juni     | Juli     | August   | September | Oktober | November | Dezember | Ergebnis | Prognose |
| <b>2013</b>                 | <b>0</b> | <b>0</b> | <b>0</b> | <b>0</b> | <b>0</b> | <b>0</b> | <b>0</b> | <b>0</b> | <b>0</b> | <b>0</b>  |         |          |          | <b>0</b> | <b>0</b> |
| ordentlich (KGr.30-37)      | 0        | 0        | 0        | 0        | 0        | 0        | 0        | 0        | 0        | 0         |         |          |          | 0        | 0        |
| außerordentlich (KGr.50-59) | 0        | 0        | 0        | 0        | 0        | 0        | 0        | 0        | 0        | 0         |         |          |          | 0        | 0        |
| ILV-Erträge (KGr.38)        | 0        | 0        | 0        | 0        | 0        | 0        | 0        | 0        | 0        | 0         |         |          |          | 0        | 0        |
| 2012                        | 0        | 0        | 0        | 0        | 0        | 0        | 0        | 0        | 0        | 0         | 0       | 0        | 0        | 0        | 0        |
| 2011                        | 0        | 0        | 0        | 0        | 0        | 0        | 0        | 0        | 0        | 0         | 0       | 0        | 0        | 0        | 0        |

| Aufwendungen                       |               |               |              |              |              |              |              |              |              |              |         |          |          |               |               |
|------------------------------------|---------------|---------------|--------------|--------------|--------------|--------------|--------------|--------------|--------------|--------------|---------|----------|----------|---------------|---------------|
|                                    | Plan          | Januar        | Februar      | März         | April        | Mai          | Juni         | Juli         | August       | September    | Oktober | November | Dezember | Ergebnis      | Prognose      |
| <b>2013</b>                        | <b>82.100</b> | <b>24.182</b> | <b>1.682</b> | <b>1.936</b> | <b>1.661</b> | <b>9.661</b> | <b>1.661</b> | <b>2.014</b> | <b>1.705</b> | <b>1.705</b> |         |          |          | <b>46.207</b> | <b>99.000</b> |
| Personal (KGr.40-41)               | 30.100        | 1.661         | 1.661        | 1.661        | 1.661        | 1.661        | 1.661        | 1.969        | 1.705        | 1.705        |         |          |          | 15.345        | 30.000        |
| Sachaufwand (KGr.42)               | 0             | 0             | 0            | 0            | 0            | 0            | 0            | 0            | 0            | 0            |         |          |          | 0             | 0             |
| Transferaufwand (KGr.43)           | 36.300        | 0             | 0            | 0            | 0            | 0            | 0            | 0            | 0            | 0            |         |          |          | 0             | 36.000        |
| sonstige (KGr.44)                  | 15.700        | 7.138         | 21           | 275          | 0            | 8.000        | 0            | 45           | 0            | 0            |         |          |          | 15.479        | 18.000        |
| Abschreibungen, Zinsen (KGr.45-47) | 0             | 0             | 0            | 0            | 0            | 0            | 0            | 0            | 0            | 0            |         |          |          | 0             | 0             |
| ILV-Aufwand (KGr.48)               | 0             | 0             | 0            | 0            | 0            | 0            | 0            | 0            | 0            | 0            |         |          |          | 0             | 0             |
| außerordentlich (KGr.50-59)        | 0             | 15.383        | 0            | 0            | 0            | 0            | 0            | 0            | 0            | 0            |         |          |          | 15.383        | 15.000        |
| 2012                               | 80.600        | 28.154        | 6.701        | 1.701        | 1.661        | 1.661        | 1.661        | 11.179       | 1.661        | 1.661        | 28.661  | 1.661    | 1.661    | 88.024        |               |
| 2011                               | 32.000        | 17.699        | 5.165        | 166          | 0            | 8.092        | 0            | 0            | -26          | 10.000       | 2.775   | 0        | -100     | 43.772        |               |



| Leistungsumfang: |        |      |                             |          |
|------------------|--------|------|-----------------------------|----------|
| Leistung         | Anzahl | Plan | Stand Berichtsmonat lt. KLR | Prognose |
| Schulungen       |        | 1    |                             |          |

**Erläuterung/Prognose:**

Produkt:

42101000

Sportförderung

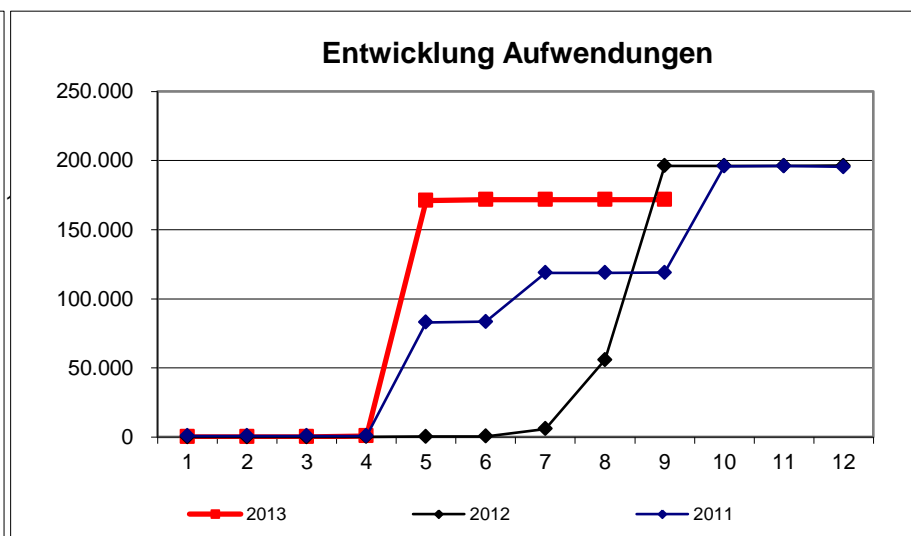
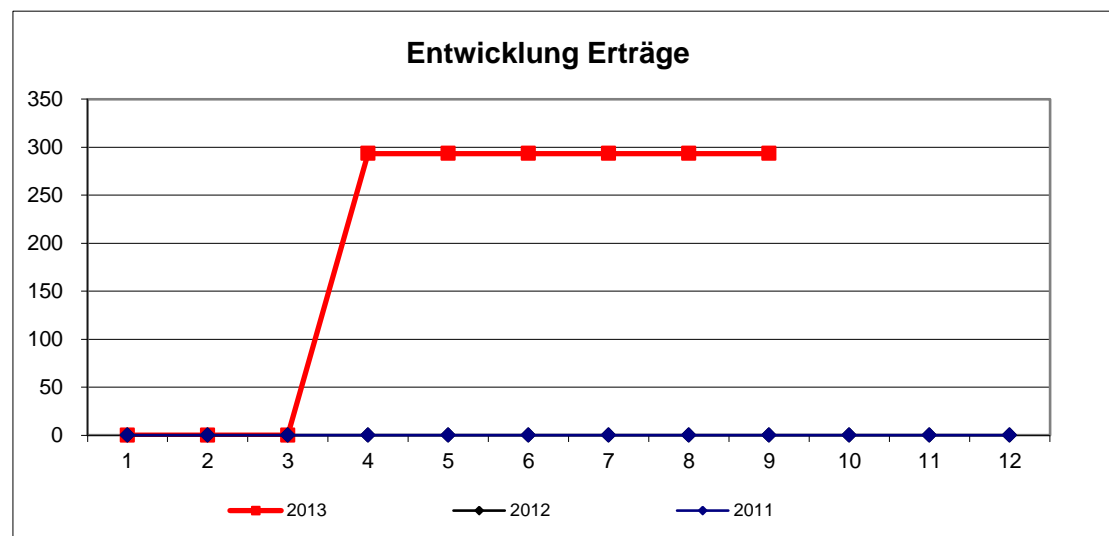
Stand Ende:

September 2013

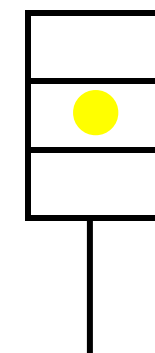
Verantwortlich: Herr Göldner

| Erträge                     |      |        |         |      |       |     |      |      |        |           |         |          |          |          |          |
|-----------------------------|------|--------|---------|------|-------|-----|------|------|--------|-----------|---------|----------|----------|----------|----------|
|                             | Plan | Januar | Februar | März | April | Mai | Juni | Juli | August | September | Oktober | November | Dezember | Ergebnis | Prognose |
| 2013                        | 0    | 0      | 0       | 0    | 294   | 0   | 0    | 0    | 0      | 0         |         |          |          | 294      | 0        |
| ordentlich (KGr.30-37)      | 0    | 0      | 0       | 0    | 294   | 0   | 0    | 0    | 0      | 0         |         |          |          | 294      | 0        |
| außerordentlich (KGr.50-59) | 0    | 0      | 0       | 0    | 0     | 0   | 0    | 0    | 0      | 0         |         |          |          | 0        | 0        |
| ILV-Erträge (KGr.38)        | 0    | 0      | 0       | 0    | 0     | 0   | 0    | 0    | 0      | 0         |         |          |          | 0        | 0        |
| 2012                        | 0    | 0      | 0       | 0    | 0     | 0   | 0    | 0    | 0      | 0         | 0       | 0        | 0        | 0        | 0        |
| 2011                        | 0    | 0      | 0       | 0    | 0     | 0   | 0    | 0    | 0      | 0         | 0       | 0        | 0        | 0        | 0        |

| Aufwendungen                       |         |        |         |      |       |         |      |        |        |           |         |          |          |          |          |
|------------------------------------|---------|--------|---------|------|-------|---------|------|--------|--------|-----------|---------|----------|----------|----------|----------|
|                                    | Plan    | Januar | Februar | März | April | Mai     | Juni | Juli   | August | September | Oktober | November | Dezember | Ergebnis | Prognose |
| 2013                               | 199.100 | 129    | 0       | 92   | 650   | 170.322 | 524  | 37     | 20     | 0         |         |          |          | 171.774  | 215.000  |
| Personal (KGr.40-41)               | 0       | 0      | 0       | 0    | 0     | 0       | 0    | 0      | 0      | 0         |         |          |          | 0        | 0        |
| Sachaufwand (KGr.42)               | 2.200   | 74     | 0       | 0    | 0     | 222     | 0    | 37     | 20     | 0         |         |          |          | 353      | 2.000    |
| Transferaufwand (KGr.43)           | 196.700 | 0      | 0       | 92   | 650   | 170.100 | 524  | 0      | 0      | 0         |         |          |          | 171.366  | 213.000  |
| sonstige (KGr.44)                  | 200     | 55     | 0       | 0    | 0     | 0       | 0    | 0      | 0      | 0         |         |          |          | 55       | 0        |
| Abschreibungen, Zinsen (KGr.45-47) | 0       | 0      | 0       | 0    | 0     | 0       | 0    | 0      | 0      | 0         |         |          |          | 0        | 0        |
| ILV-Aufwand (KGr.48)               | 0       | 0      | 0       | 0    | 0     | 0       | 0    | 0      | 0      | 0         |         |          |          | 0        | 0        |
| außerordentlich (KGr.50-59)        | 0       | 0      | 0       | 0    | 0     | 0       | 0    | 0      | 0      | 0         |         |          |          | 0        | 0        |
| 2012                               | 199.100 | 50     | 0       | 0    | 100   | 196     | 204  | 5.341  | 50.000 | 140.150   | 159     | 25       | 66       | 196.290  | 0        |
| 2011                               | 199.100 | 908    | 0       | 0    | 0     | 82.124  | 378  | 35.369 | 100    | 83        | 76.970  | 50       | -624     | 195.357  | 0        |



Prognose  
Produktbudget:



-199.100  
-215.000  
15.900

| Zielkennzahlen:                        |             |                     |                |
|--|-------------|---------------------|----------------|
|  | Plan        | Stand Berichtsmonat | Zielerreichung |
| Ehrung von Sportlerinnen und Sportlern | Anzahl<br>1 | 1                   | 100,0%         |

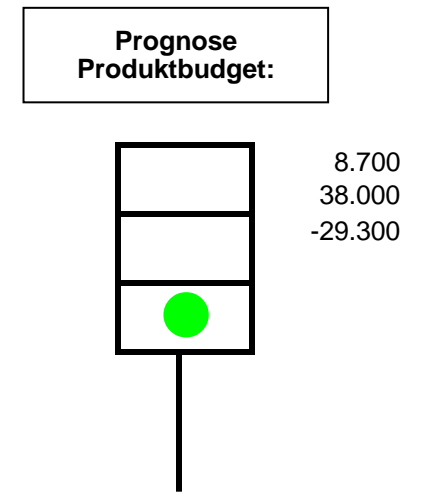
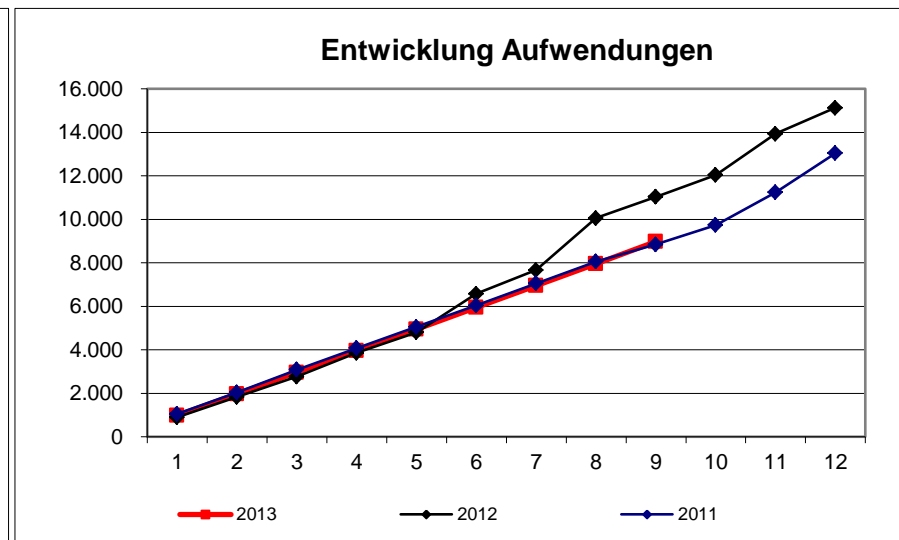
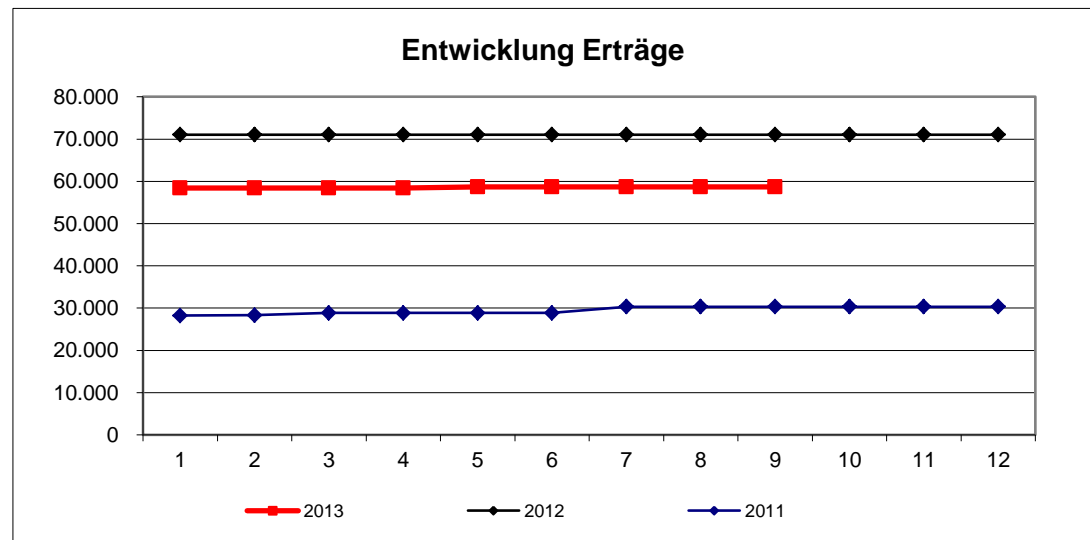
| Leistungsumfang: |                |                             |          |
|------------------|----------------|-----------------------------|----------|
| Leistung         | Plan           | Stand Berichtsmonat lt. KLR | Prognose |
| Sportförderung   | Vereine<br>180 | 180                         | 180      |

Erläuterung/Prognose:

Verantwortlich: Herr Göldner

| Erträge                     |               |               |          |          |           |            |          |          |          |           |         |          |          |               |               |
|-----------------------------|---------------|---------------|----------|----------|-----------|------------|----------|----------|----------|-----------|---------|----------|----------|---------------|---------------|
|                             | Plan          | Januar        | Februar  | März     | April     | Mai        | Juni     | Juli     | August   | September | Oktober | November | Dezember | Ergebnis      | Prognose      |
| <b>2013</b>                 | <b>28.100</b> | <b>58.385</b> | <b>0</b> | <b>0</b> | <b>56</b> | <b>280</b> | <b>0</b> | <b>0</b> | <b>0</b> | <b>0</b>  |         |          |          | <b>58.721</b> | <b>59.000</b> |
| ordentlich (KGr.30-37)      | 28.100        | 58.385        | 0        | 0        | 56        | 280        | 0        | 0        | 0        | 0         |         |          |          | 58.721        | 59.000        |
| außerordentlich (KGr.50-59) | 0             | 0             | 0        | 0        | 0         | 0          | 0        | 0        | 0        | 0         |         |          |          | 0             | 0             |
| ILV-Erträge (KGr.38)        | 0             | 0             | 0        | 0        | 0         | 0          | 0        | 0        | 0        | 0         |         |          |          | 0             | 0             |
| 2012                        | 28.100        | 71.060        | 0        | 0        | 0         | 0          | 0        | 0        | 0        | 0         | 0       | 0        | 0        | 71.060        |               |
| 2011                        | 28.100        | 28.244        | 90       | 518      | 0         | 0          | 0        | 1.500    | 0        | 0         | 0       | 0        | 0        | 30.352        |               |

| Aufwendungen                       |               |            |            |            |            |            |              |              |              |              |         |          |          |              |               |
|------------------------------------|---------------|------------|------------|------------|------------|------------|--------------|--------------|--------------|--------------|---------|----------|----------|--------------|---------------|
|                                    | Plan          | Januar     | Februar    | März       | April      | Mai        | Juni         | Juli         | August       | September    | Oktober | November | Dezember | Ergebnis     | Prognose      |
| <b>2013</b>                        | <b>19.400</b> | <b>989</b> | <b>989</b> | <b>989</b> | <b>989</b> | <b>989</b> | <b>1.003</b> | <b>1.003</b> | <b>1.017</b> | <b>1.022</b> |         |          |          | <b>8.990</b> | <b>21.000</b> |
| Personal (KGr.40-41)               | 10.800        | 989        | 989        | 989        | 989        | 989        | 1.003        | 1.003        | 1.017        | 1.022        |         |          |          | 8.990        | 13.000        |
| Sachaufwand (KGr.42)               | 1.900         | 0          | 0          | 0          | 0          | 0          | 0            | 0            | 0            | 0            |         |          |          | 0            | 2.000         |
| Transferaufwand (KGr.43)           | 0             | 0          | 0          | 0          | 0          | 0          | 0            | 0            | 0            | 0            |         |          |          | 0            | 0             |
| sonstige (KGr.44)                  | 1.300         | 0          | 0          | 0          | 0          | 0          | 0            | 0            | 0            | 0            |         |          |          | 0            | 1.000         |
| Abschreibungen, Zinsen (KGr.45-47) | 1.400         | 0          | 0          | 0          | 0          | 0          | 0            | 0            | 0            | 0            |         |          |          | 0            | 1.000         |
| ILV-Aufwand (KGr.48)               | 4.000         | 0          | 0          | 0          | 0          | 0          | 0            | 0            | 0            | 0            |         |          |          | 0            | 4.000         |
| außerordentlich (KGr.50-59)        | 0             | 0          | 0          | 0          | 0          | 0          | 0            | 0            | 0            | 0            |         |          |          | 0            | 0             |
| 2012                               | 18.700        | 906        | 932        | 932        | 1.089      | 948        | 1.772        | 1.088        | 2.390        | 982          | 1.002   | 1.895    | 1.196    | 15.133       |               |
| 2011                               | 337.100       | 1.061      | 982        | 1.052      | 982        | 982        | 982          | 1.020        | 997          | 789          | 899     | 1.504    | 1.803    | 13.053       |               |



Produkt:

42401100

Hallenbäder

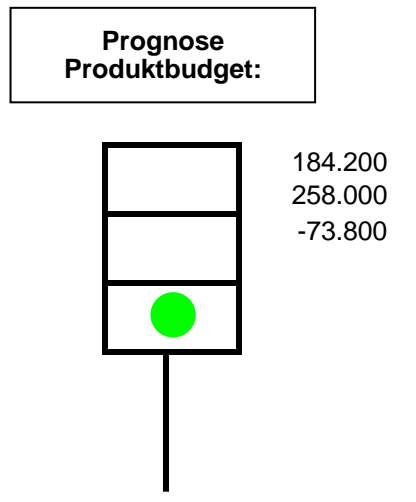
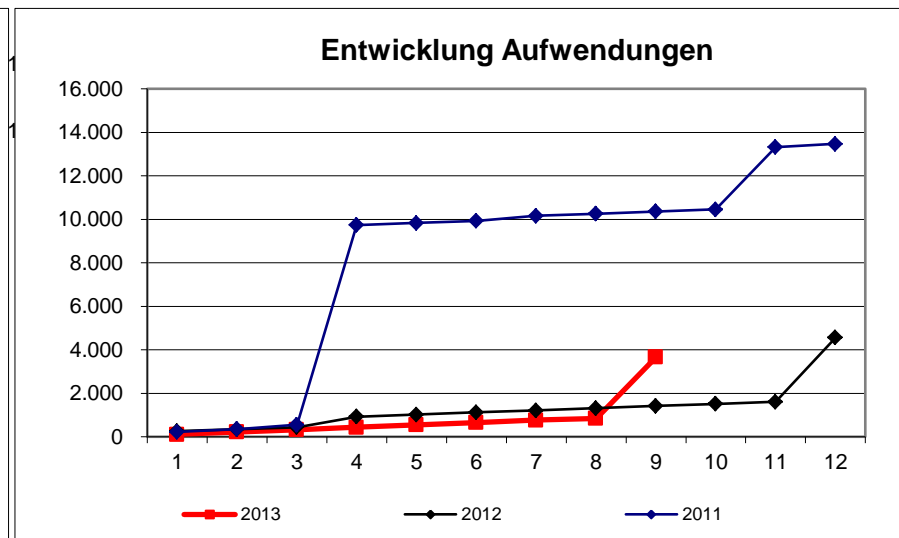
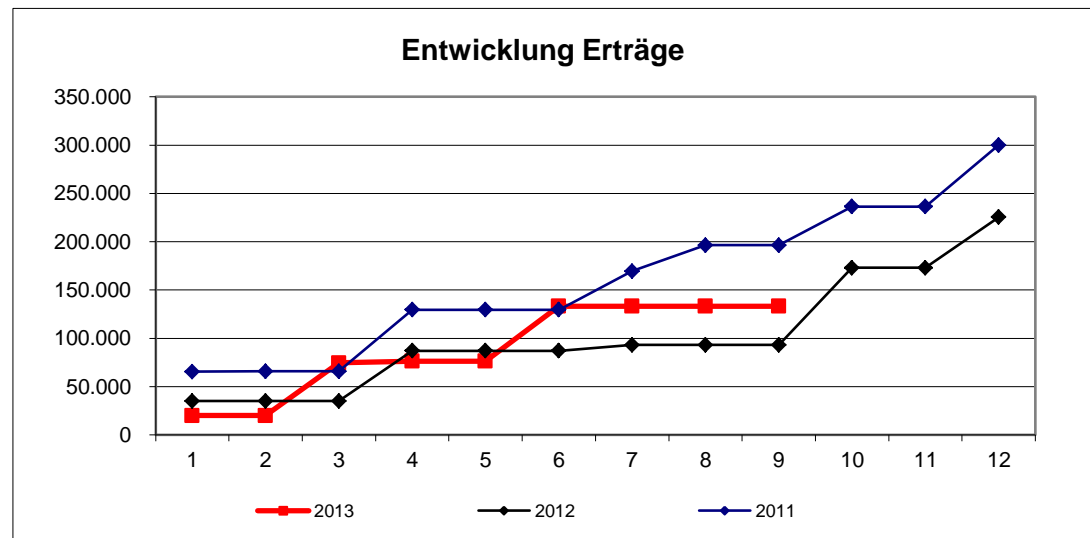
Stand Ende:

September 2013

Verantwortlich: Herr Göldner

| Erträge                     |                |               |          |               |              |          |               |          |          |           |         |          |          |                |                |
|-----------------------------|----------------|---------------|----------|---------------|--------------|----------|---------------|----------|----------|-----------|---------|----------|----------|----------------|----------------|
|                             | Plan           | Januar        | Februar  | März          | April        | Mai      | Juni          | Juli     | August   | September | Oktober | November | Dezember | Ergebnis       | Prognose       |
| <b>2013</b>                 | <b>187.000</b> | <b>20.000</b> | <b>0</b> | <b>54.560</b> | <b>1.680</b> | <b>0</b> | <b>56.935</b> | <b>0</b> | <b>0</b> | <b>0</b>  |         |          |          | <b>133.175</b> | <b>262.000</b> |
| ordentlich (KGr.30-37)      | 187.000        | 20.000        | 0        | 43.290        | 1.680        | 0        | 45.040        | 0        | 0        | 0         |         |          |          | 110.010        | 229.000        |
| außerordentlich (KGr.50-59) | 0              | 0             | 0        | 0             | 0            | 0        | 0             | 0        | 0        | 0         |         |          |          | 0              | 0              |
| ILV-Erträge (KGr.38)        | 0              | 0             | 0        | 11.270        | 0            | 0        | 11.895        | 0        | 0        | 0         |         |          |          | 23.165         | 33.000         |
| 2012                        | 187.000        | 35.208        | 0        | 0             | 51.883       | 0        | 0             | 6.003    | 0        | 0         | 80.000  | 0        | 52.443   | 225.536        |                |
| 2011                        | 187.000        | 65.535        | 405      | 0             | 63.663       | 0        | 0             | 40.000   | 26.898   | -53       | 40.000  | 0        | 63.608   | 300.056        |                |

| Aufwendungen                       |              |            |            |            |            |            |            |            |           |              |         |          |          |              |              |
|------------------------------------|--------------|------------|------------|------------|------------|------------|------------|------------|-----------|--------------|---------|----------|----------|--------------|--------------|
|                                    | Plan         | Januar     | Februar    | März       | April      | Mai        | Juni       | Juli       | August    | September    | Oktober | November | Dezember | Ergebnis     | Prognose     |
| <b>2013</b>                        | <b>2.800</b> | <b>110</b> | <b>110</b> | <b>110</b> | <b>110</b> | <b>110</b> | <b>110</b> | <b>110</b> | <b>74</b> | <b>2.820</b> |         |          |          | <b>3.661</b> | <b>4.000</b> |
| Personal (KGr.40-41)               | 0            | 0          | 0          | 0          | 0          | 0          | 0          | 0          | 0         | 0            |         |          |          | 0            | 0            |
| Sachaufwand (KGr.42)               | 0            | 0          | 0          | 0          | 0          | 0          | 0          | 0          | 0         | 0            |         |          |          | 0            | 0            |
| Transferaufwand (KGr.43)           | 0            | 0          | 0          | 0          | 0          | 0          | 0          | 0          | 0         | 0            |         |          |          | 0            | 0            |
| sonstige (KGr.44)                  | 0            | 110        | 110        | 110        | 110        | 110        | 110        | 110        | 74        | 16           |         |          |          | 857          | 1.000        |
| Abschreibungen, Zinsen (KGr.45-47) | 200          | 0          | 0          | 0          | 0          | 0          | 0          | 0          | 0         | 0            |         |          |          | 0            | 0            |
| ILV-Aufwand (KGr.48)               | 2.600        | 0          | 0          | 0          | 0          | 0          | 0          | 0          | 0         | 2.804        |         |          |          | 2.804        | 3.000        |
| außerordentlich (KGr.50-59)        | 0            | 0          | 0          | 0          | 0          | 0          | 0          | 0          | 0         | 0            |         |          |          | 0            | 0            |
| 2012                               | 2.700        | 259        | 92         | 92         | 487        | 94         | 100        | 97         | 98        | 107          | 92      | 103      | 2.945    | 4.563        |              |
| 2011                               | 2.700        | 232        | 125        | 205        | 9.180      | 96         | 92         | 240        | 96        | 98           | 97      | 2.867    | 148      | 13.474       |              |



Produkt:

42401200

Lehrschwimmbecken

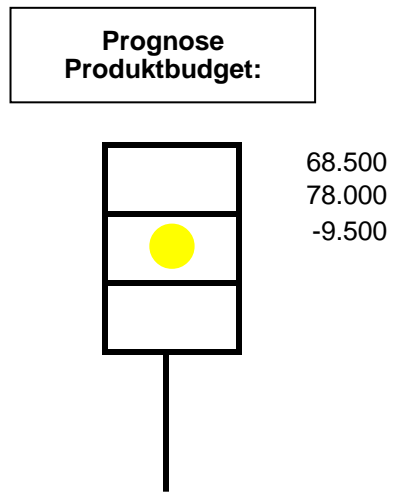
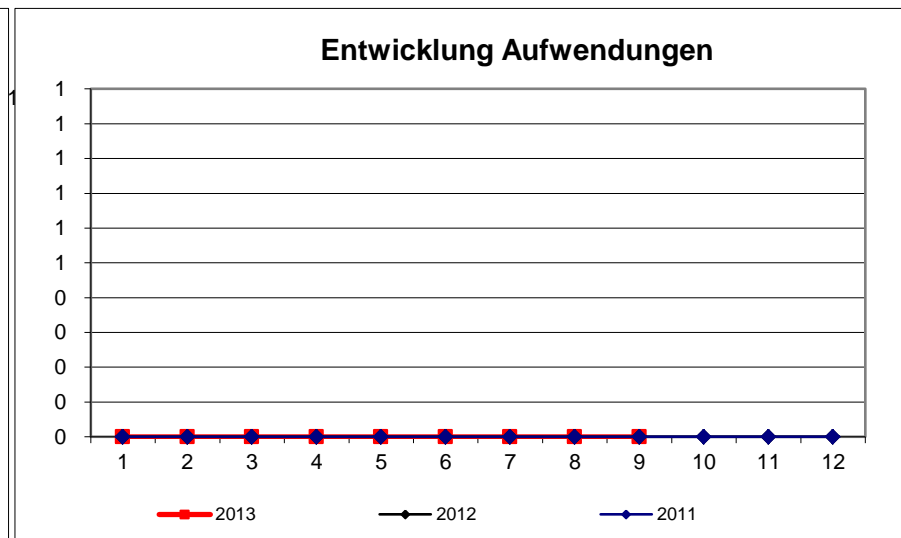
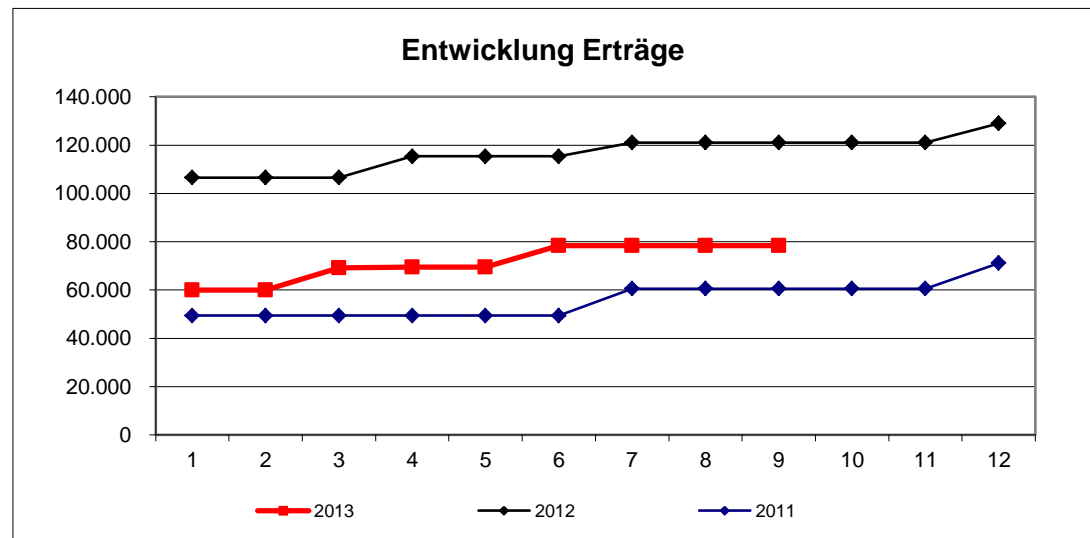
Stand Ende:

September 2013

Verantwortlich: Herr Göldner

| Erträge                     |               |               |          |              |            |          |              |          |            |           |         |          |          |               |               |
|-----------------------------|---------------|---------------|----------|--------------|------------|----------|--------------|----------|------------|-----------|---------|----------|----------|---------------|---------------|
|                             | Plan          | Januar        | Februar  | März         | April      | Mai      | Juni         | Juli     | August     | September | Oktober | November | Dezember | Ergebnis      | Prognose      |
| <b>2013</b>                 | <b>68.500</b> | <b>60.000</b> | <b>0</b> | <b>9.205</b> | <b>280</b> | <b>0</b> | <b>8.960</b> | <b>0</b> | <b>-70</b> | <b>0</b>  |         |          |          | <b>78.375</b> | <b>78.000</b> |
| ordentlich (KGr.30-37)      | 68.500        | 60.000        | 0        | 9.205        | 280        | 0        | 8.960        | 0        | -70        | 0         |         |          |          | 78.375        | 78.000        |
| außerordentlich (KGr.50-59) | 0             | 0             | 0        | 0            | 0          | 0        | 0            | 0        | 0          | 0         |         |          |          | 0             | 0             |
| ILV-Erträge (KGr.38)        | 0             | 0             | 0        | 0            | 0          | 0        | 0            | 0        | 0          | 0         |         |          |          | 0             | 0             |
| 2012                        | 68.500        | 106.570       | 0        | 0            | 8.785      | 0        | 0            | 5.670    | 0          | 0         | 0       | 0        | 8.015    | 129.040       |               |
| 2011                        | 68.500        | 49.415        | 0        | 0            | 0          | 0        | 0            | 11.165   | 0          | 0         | 0       | 0        | 10.570   | 71.150        |               |

| Aufwendungen                       |          |          |          |          |          |          |          |          |          |           |         |          |          |          |          |
|------------------------------------|----------|----------|----------|----------|----------|----------|----------|----------|----------|-----------|---------|----------|----------|----------|----------|
|                                    | Plan     | Januar   | Februar  | März     | April    | Mai      | Juni     | Juli     | August   | September | Oktober | November | Dezember | Ergebnis | Prognose |
| <b>2013</b>                        | <b>0</b> | <b>0</b> | <b>0</b> | <b>0</b> | <b>0</b> | <b>0</b> | <b>0</b> | <b>0</b> | <b>0</b> | <b>0</b>  |         |          |          | <b>0</b> | <b>0</b> |
| Personal (KGr.40-41)               | 0        | 0        | 0        | 0        | 0        | 0        | 0        | 0        | 0        | 0         |         |          |          | 0        | 0        |
| Sachaufwand (KGr.42)               | 0        | 0        | 0        | 0        | 0        | 0        | 0        | 0        | 0        | 0         |         |          |          | 0        | 0        |
| Transferaufwand (KGr.43)           | 0        | 0        | 0        | 0        | 0        | 0        | 0        | 0        | 0        | 0         |         |          |          | 0        | 0        |
| sonstige (KGr.44)                  | 0        | 0        | 0        | 0        | 0        | 0        | 0        | 0        | 0        | 0         |         |          |          | 0        | 0        |
| Abschreibungen, Zinsen (KGr.45-47) | 0        | 0        | 0        | 0        | 0        | 0        | 0        | 0        | 0        | 0         |         |          |          | 0        | 0        |
| ILV-Aufwand (KGr.48)               | 0        | 0        | 0        | 0        | 0        | 0        | 0        | 0        | 0        | 0         |         |          |          | 0        | 0        |
| außerordentlich (KGr.50-59)        | 0        | 0        | 0        | 0        | 0        | 0        | 0        | 0        | 0        | 0         |         |          |          | 0        | 0        |
| 2012                               | 0        | 0        | 0        | 0        | 0        | 0        | 0        | 0        | 0        | 0         | 0       | 0        | 0        | 0        | 0        |
| 2011                               | 0        | 0        | 0        | 0        | 0        | 0        | 0        | 0        | 0        | 0         | 0       | 0        | 0        | 0        | 0        |



Produkt:

42401300

Sporthallen / Sportanlagen

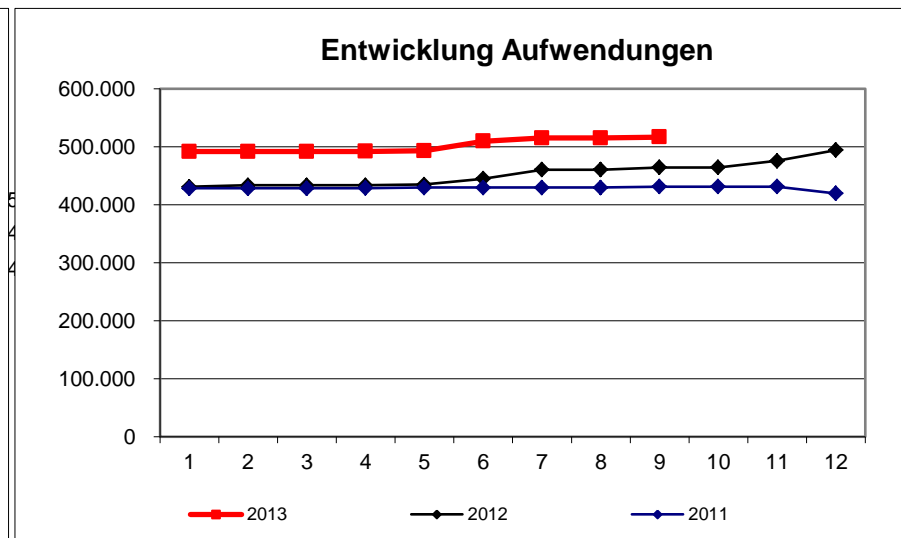
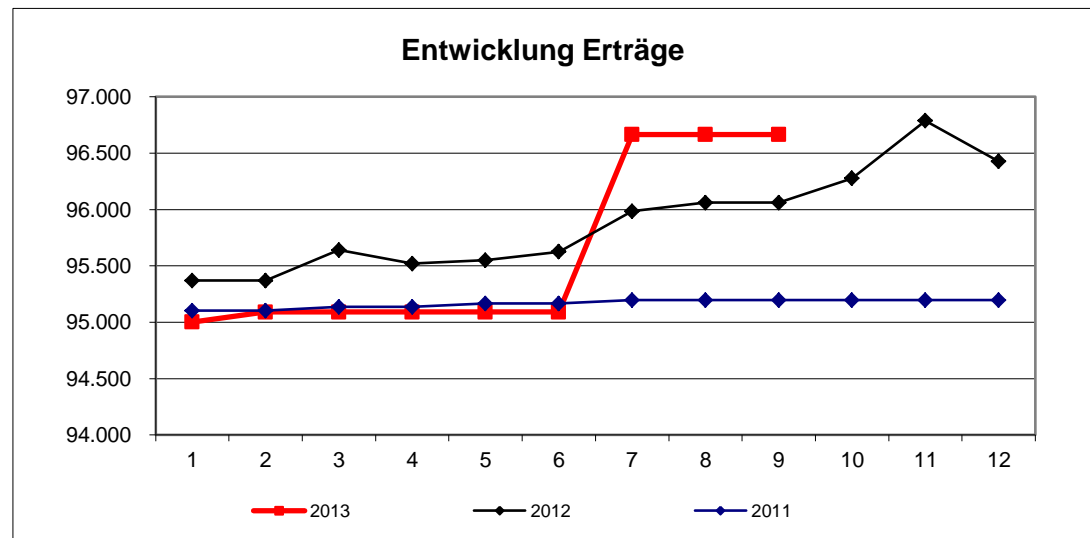
Stand Ende:

September 2013

Verantwortlich: Herr Göldner

| Erträge                     |                |               |           |          |          |          |          |              |          |           |         |          |          |               |                |
|-----------------------------|----------------|---------------|-----------|----------|----------|----------|----------|--------------|----------|-----------|---------|----------|----------|---------------|----------------|
|                             | Plan           | Januar        | Februar   | März     | April    | Mai      | Juni     | Juli         | August   | September | Oktober | November | Dezember | Ergebnis      | Prognose       |
| <b>2013</b>                 | <b>110.000</b> | <b>95.000</b> | <b>90</b> | <b>0</b> | <b>0</b> | <b>0</b> | <b>0</b> | <b>1.575</b> | <b>0</b> | <b>0</b>  |         |          |          | <b>96.665</b> | <b>110.000</b> |
| ordentlich (KGr.30-37)      | 110.000        | 95.000        | 90        | 0        | 0        | 0        | 0        | 1.500        | 0        | 0         |         |          |          | 96.590        | 110.000        |
| außerordentlich (KGr.50-59) | 0              | 0             | 0         | 0        | 0        | 0        | 0        | 75           | 0        | 0         |         |          |          | 75            | 0              |
| ILV-Erträge (KGr.38)        | 0              | 0             | 0         | 0        | 0        | 0        | 0        | 0            | 0        | 0         |         |          |          | 0             | 0              |
| 2012                        | 110.000        | 95.370        | 0         | 270      | -120     | 30       | 75       | 360          | 76       | 0         | 216     | 510      | -360     | 96.427        |                |
| 2011                        | 110.000        | 95.103        | 0         | 33       | 0        | 30       | 0        | 30           | 0        | 0         | 0       | 0        | 0        | 95.196        |                |

| Aufwendungen                       |                |                |           |           |            |            |               |              |           |              |         |          |          |                |                |
|------------------------------------|----------------|----------------|-----------|-----------|------------|------------|---------------|--------------|-----------|--------------|---------|----------|----------|----------------|----------------|
|                                    | Plan           | Januar         | Februar   | März      | April      | Mai        | Juni          | Juli         | August    | September    | Oktober | November | Dezember | Ergebnis       | Prognose       |
| <b>2013</b>                        | <b>493.400</b> | <b>492.217</b> | <b>17</b> | <b>17</b> | <b>125</b> | <b>745</b> | <b>16.823</b> | <b>5.436</b> | <b>17</b> | <b>1.648</b> |         |          |          | <b>517.046</b> | <b>519.000</b> |
| Personal (KGr.40-41)               | 0              | 0              | 0         | 0         | 0          | 0          | 0             | 0            | 0         | 0            |         |          |          | 0              |                |
| Sachaufwand (KGr.42)               | 600            | 0              | 0         | 0         | 107        | 728        | 16.805        | 5.419        | 0         | 1.648        |         |          |          | 24.708         | 25.000         |
| Transferaufwand (KGr.43)           | 0              | 0              | 0         | 0         | 0          | 0          | 0             | 0            | 0         | 0            |         |          |          | 0              | 0              |
| sonstige (KGr.44)                  | 600            | 17             | 17        | 17        | 17         | 17         | 17            | 17           | 17        | 0            |         |          |          | 139            | 1.000          |
| Abschreibungen, Zinsen (KGr.45-47) | 0              | 0              | 0         | 0         | 0          | 0          | 0             | 0            | 0         | 0            |         |          |          | 0              | 1.000          |
| ILV-Aufwand (KGr.48)               | 492.200        | 492.200        | 0         | 0         | 0          | 0          | 0             | 0            | 0         | 0            |         |          |          | 492.200        | 492.000        |
| außerordentlich (KGr.50-59)        | 0              | 0              | 0         | 0         | 0          | 0          | 0             | 0            | 0         | 0            |         |          |          | 0              | 0              |
| 2012                               | 415.600        | 431.283        | 2.400     | 17        | 131        | 1.130      | 10.047        | 15.649       | 254       | 3.653        | 110     | 11.316   | 18.629   | 494.620        |                |
| 2011                               | 113.300        | 428.658        | 17        | 17        | 376        | 776        | 17            | 17           | 17        | 1.492        | 17      | 17       | -11.548  | 419.875        |                |

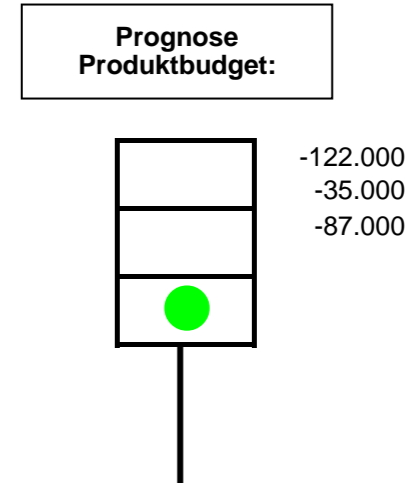
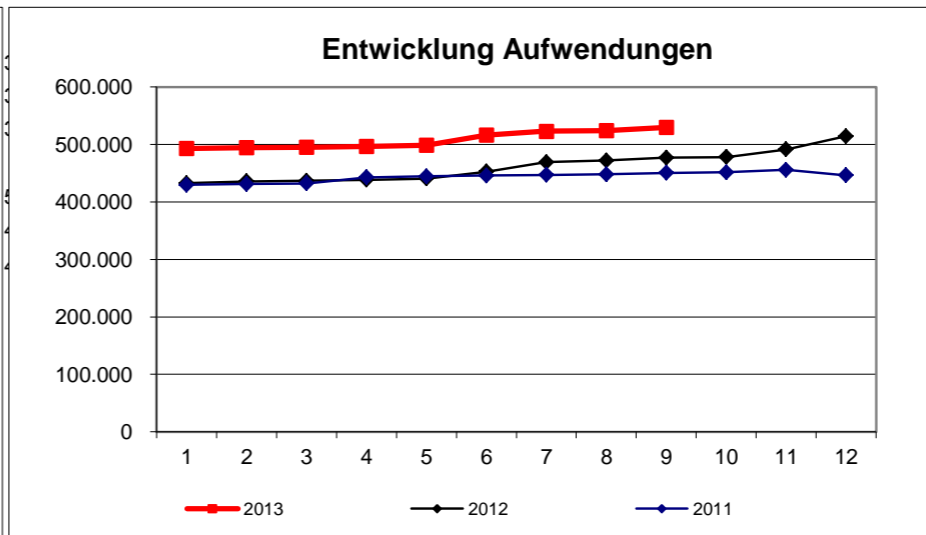
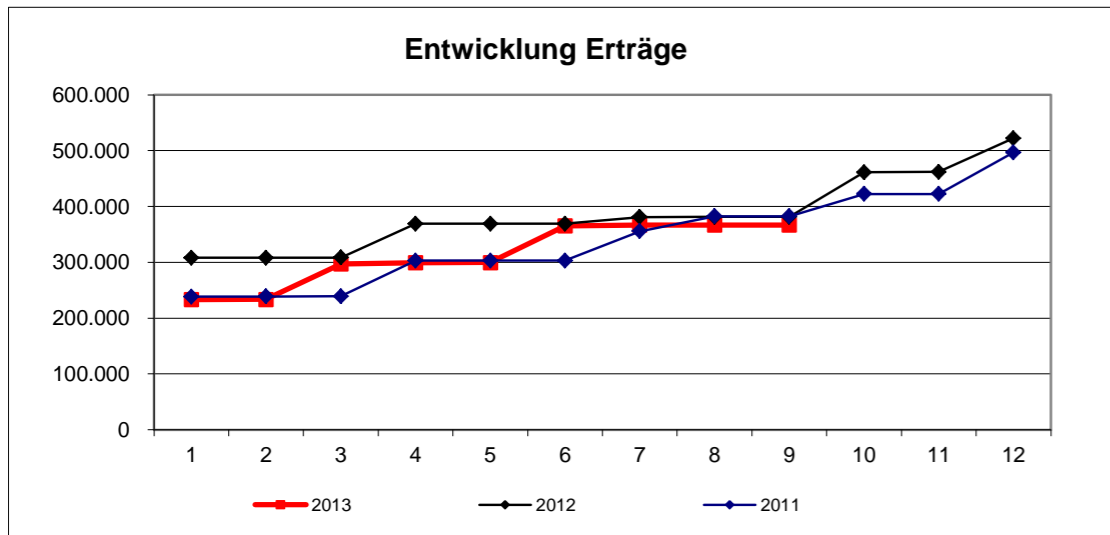


**Prognose  
Produktbudget:**

|   |          |
|---|----------|
| ● | -383.400 |
| □ | -409.000 |
| □ | 25.600   |

| Erträge                     |                |                |           |               |              |            |               |              |            |           |         |          |          |                |                |
|-----------------------------|----------------|----------------|-----------|---------------|--------------|------------|---------------|--------------|------------|-----------|---------|----------|----------|----------------|----------------|
|                             | Plan           | Januar         | Februar   | März          | April        | Mai        | Juni          | Juli         | August     | September | Oktober | November | Dezember | Ergebnis       | Prognose       |
| <b>2013</b>                 | <b>393.600</b> | <b>233.385</b> | <b>90</b> | <b>63.765</b> | <b>2.016</b> | <b>280</b> | <b>65.895</b> | <b>1.575</b> | <b>-70</b> | <b>0</b>  |         |          |          | <b>366.936</b> | <b>509.000</b> |
| ordentlich (KGr.30-37)      | 393.600        | 233.385        | 90        | 52.495        | 2.016        | 280        | 54.000        | 1.500        | -70        | 0         |         |          |          | 343.696        | 476.000        |
| außerordentlich (KGr.50-59) | 0              | 0              | 0         | 0             | 0            | 0          | 0             | 75           | 0          | 0         |         |          |          | 75             | 0              |
| ILV-Erträge (KGr.38)        | 0              | 0              | 0         | 11.270        | 0            | 0          | 11.895        | 0            | 0          | 0         |         |          |          | 23.165         | 33.000         |
| 2012                        | 393.600        | 308.208        | 0         | 270           | 60.548       | 30         | 75            | 12.033       | 76         | 0         | 80.216  | 510      | 60.098   | 522.063        |                |
| 2011                        | 393.600        | 238.296        | 495       | 551           | 63.663       | 30         | 0             | 52.695       | 26.898     | -53       | 40.000  | 0        | 74.178   | 496.753        |                |

| Aufwendungen                       |                |                |              |              |              |              |               |              |              |              |         |          |          |                |                |
|------------------------------------|----------------|----------------|--------------|--------------|--------------|--------------|---------------|--------------|--------------|--------------|---------|----------|----------|----------------|----------------|
|                                    | Plan           | Januar         | Februar      | März         | April        | Mai          | Juni          | Juli         | August       | September    | Oktober | November | Dezember | Ergebnis       | Prognose       |
| <b>2013</b>                        | <b>515.600</b> | <b>493.316</b> | <b>1.116</b> | <b>1.116</b> | <b>1.223</b> | <b>1.844</b> | <b>17.936</b> | <b>6.549</b> | <b>1.108</b> | <b>5.490</b> |         |          |          | <b>529.698</b> | <b>544.000</b> |
| Personal (KGr.40-41)               | 10.800         | 989            | 989          | 989          | 989          | 989          | 1.003         | 1.003        | 1.017        | 1.022        |         |          |          | 8.990          | 13.000         |
| Sachaufwand (KGr.42)               | 2.500          | 0              | 0            | 0            | 107          | 728          | 16.805        | 5.419        | 0            | 1.648        |         |          |          | 24.708         | 27.000         |
| Transferaufwand (KGr.43)           | 0              | 0              | 0            | 0            | 0            | 0            | 0             | 0            | 0            | 0            |         |          |          | 0              | 0              |
| sonstige (KGr.44)                  | 1.900          | 127            | 127          | 127          | 127          | 127          | 127           | 127          | 91           | 16           |         |          |          | 996            | 3.000          |
| Abschreibungen, Zinsen (KGr.45-47) | 1.600          | 0              | 0            | 0            | 0            | 0            | 0             | 0            | 0            | 0            |         |          |          | 0              | 2.000          |
| ILV-Aufwand (KGr.48)               | 498.800        | 492.200        | 0            | 0            | 0            | 0            | 0             | 0            | 0            | 2.804        |         |          |          | 495.004        | 499.000        |
| außerordentlich (KGr.50-59)        | 0              | 0              | 0            | 0            | 0            | 0            | 0             | 0            | 0            | 0            |         |          |          | 0              | 0              |
| 2012                               | 437.000        | 432.448        | 3.424        | 1.041        | 1.707        | 2.172        | 11.919        | 16.834       | 2.742        | 4.741        | 1.204   | 13.313   | 22.770   | 514.317        |                |
| 2011                               | 453.100        | 429.951        | 1.124        | 1.274        | 10.538       | 1.854        | 1.091         | 1.277        | 1.110        | 2.379        | 1.013   | 4.389    | -9.597   | 446.402        |                |



| Leistungsumfang:                      |         |        |                             |          |
|---------------------------------------|---------|--------|-----------------------------|----------|
| Leistung                              |         | Plan   | Stand Berichtsmonat lt. KLR | Prognose |
| Raumvergabe                           | Stunden | 30.100 | 19.300                      | 33.100   |
| Sporthallenbereitstellung (schulisch) | Schüler | 10.250 | 10.146                      | 10.146   |
| Schulschwimmen                        | Stunden | 3.200  | 2.026                       | 3.200    |

**Erläuterung/Prognose:**



Produktgruppe:

**Schule, Kultur und Sport**

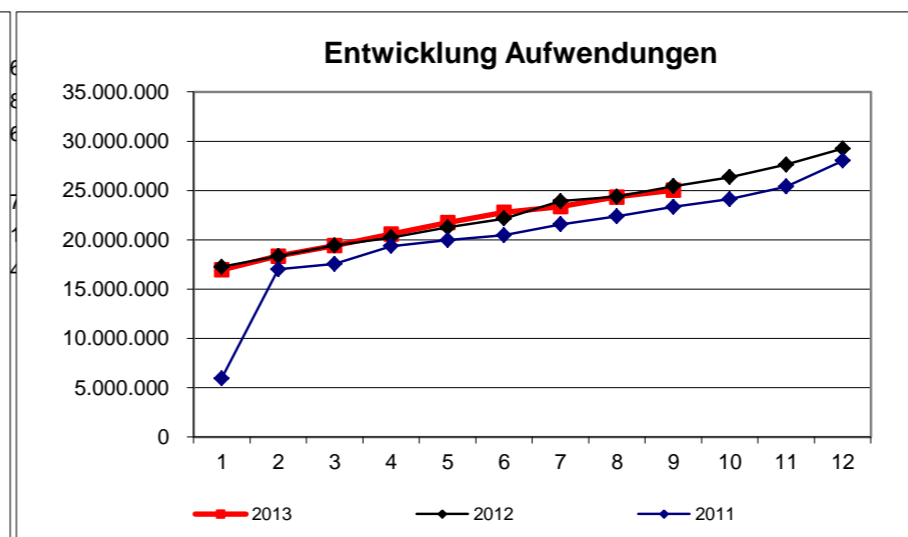
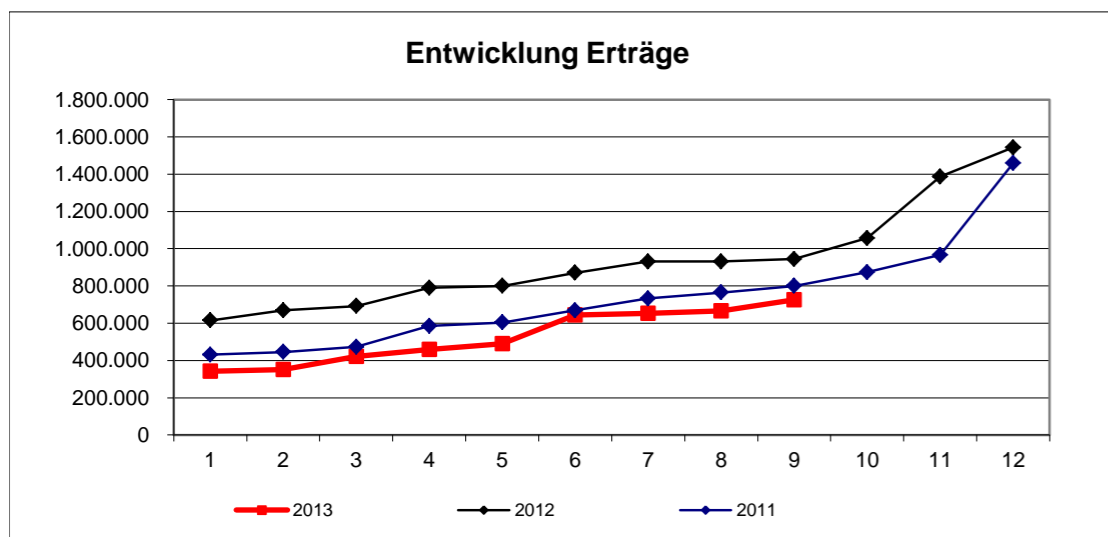
Verantwortlich: Herr Göldner

Stand Ende:

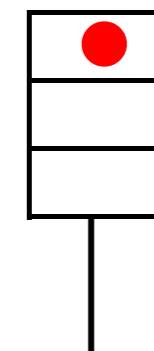
**September 2013**

| Erträge                     |                  |                |              |               |               |               |                |              |               |               |         |          |          |                  |                  |
|-----------------------------|------------------|----------------|--------------|---------------|---------------|---------------|----------------|--------------|---------------|---------------|---------|----------|----------|------------------|------------------|
|                             | Plan             | Januar         | Februar      | März          | April         | Mai           | Juni           | Juli         | August        | September     | Oktober | November | Dezember | Ergebnis         | Prognose         |
| <b>2013</b>                 | <b>1.076.600</b> | <b>342.971</b> | <b>8.883</b> | <b>70.689</b> | <b>36.268</b> | <b>32.200</b> | <b>154.249</b> | <b>8.469</b> | <b>11.838</b> | <b>60.100</b> |         |          |          | <b>725.668</b>   | <b>1.468.000</b> |
| ordentlich (KGr.30-37)      | 1.070.600        | 299.095        | 8.883        | 59.419        | 35.868        | 31.600        | 134.962        | 8.394        | 9.314         | 60.030        |         |          |          | 647.566          | 1.376.000        |
| außerordentlich (KGr.50-59) | 0                | 43.876         | 0            | 0             | 400           | 600           | 7.392          | 75           | 2.524         | 70            |         |          |          | 54.937           | 53.000           |
| ILV-Erträge (KGr.38)        | 6.000            | 0              | 0            | 11.270        | 0             | 0             | 11.895         | 0            | 0             | 0             |         |          |          | 23.165           | 39.000           |
| 2012                        | 1.152.500        | 614.947        | 54.338       | 22.904        | 98.798        | 8.974         | 70.445         | 61.493       | -720          | 13.285        | 112.472 | 329.707  | 156.885  | <b>1.543.528</b> |                  |
| 2011                        | 1.028.600        | 431.326        | 14.245       | 28.339        | 111.811       | 18.269        | 65.094         | 64.351       | 31.339        | 35.542        | 74.212  | 92.429   | 493.000  | <b>1.459.958</b> |                  |

| Aufwendungen                       |                   |                   |                  |                  |                  |                  |                  |                |                |                |         |           |           |                   |                   |
|------------------------------------|-------------------|-------------------|------------------|------------------|------------------|------------------|------------------|----------------|----------------|----------------|---------|-----------|-----------|-------------------|-------------------|
|                                    | Plan              | Januar            | Februar          | März             | April            | Mai              | Juni             | Juli           | August         | September      | Oktober | November  | Dezember  | Ergebnis          | Prognose          |
| <b>2013</b>                        | <b>29.528.200</b> | <b>16.968.008</b> | <b>1.382.042</b> | <b>1.075.053</b> | <b>1.156.673</b> | <b>1.167.155</b> | <b>1.015.497</b> | <b>598.321</b> | <b>981.283</b> | <b>680.597</b> |         |           |           | <b>25.024.629</b> | <b>30.039.000</b> |
| Personal (KGr.40-41)               | 2.914.200         | 218.691           | 221.065          | 215.344          | 224.491          | 224.282          | 221.236          | 226.018        | 224.665        | 232.095        |         |           |           | 2.007.887         | 2.978.000         |
| Sachaufwand (KGr.42)               | 1.602.100         | 182.776           | 116.361          | 65.817           | 81.588           | 76.071           | 111.540          | 115.783        | 110.276        | 59.753         |         |           |           | 919.964           | 1.734.000         |
| Transferaufwand (KGr.43)           | 316.300           | 1.714             | 1.714            | 1.806            | 2.364            | 171.852          | 2.245            | 1.721          | 0              | 0              |         |           |           | 183.416           | 332.000           |
| sonstige (KGr.44)                  | 8.223.700         | 662.200           | 1.035.526        | 776.489          | 843.625          | 628.360          | 661.074          | 248.309        | 645.059        | 383.942        |         |           |           | 5.884.584         | 8.402.000         |
| Abschreibungen, Zinsen (KGr.45-47) | 515.700           | 40                | 402              | 0                | 0                | 0                | 31               | 0              | 0              | 408            |         |           |           | 881               | 541.000           |
| ILV-Aufwand (KGr.48)               | 15.956.200        | 15.859.191        | 723              | 11.530           | 3.040            | 65.534           | 12.451           | 686            | 0              | 2.804          |         |           |           | 15.955.958        | 15.983.000        |
| außerordentlich (KGr.50-59)        | 0                 | 43.396            | 6.252            | 4.068            | 1.565            | 1.056            | 6.920            | 5.804          | 1.282          | 1.596          |         |           |           | 71.939            | 69.000            |
| 2012                               | 28.956.300        | 17.251.751        | 1.088.943        | 1.081.144        | 807.391          | 1.031.686        | 889.882          | 1.757.996      | 471.716        | 1.059.839      | 916.970 | 1.267.686 | 1.609.481 | <b>29.234.485</b> |                   |
| 2011                               | 27.625.500        | 5.938.709         | 11.077.720       | 545.629          | 1.801.710        | 602.992          | 500.861          | 1.102.870      | 794.548        | 966.786        | 788.716 | 1.278.649 | 2.614.417 | <b>28.013.608</b> |                   |



Prognose  
Produktbudget:



-28.451.600  
-28.571.000  
119.400

**Erläuterung/Prognose:**